

Financial Report

Contents

- 4 Management's Discussion and Analysis
- 42 Consolidated Financial Statements
- 46 Notes to Consolidated Financial Statements
- 88 Corporate and Shareholder Information



Management's Discussion and Analysis

For the years ended December 31, 2023 and 2022

The following Management's Discussion and Analysis (MD&A) of the financial condition and results of operations should be read together with the consolidated financial statements and accompanying notes thereto of Hydro One Limited (Hydro One or the Company) for the year ended December 31, 2023 (together, the Consolidated Financial Statements). The Consolidated Financial Statements have been prepared in accordance with United States (US) Generally Accepted Accounting Principles (GAAP). All financial information in this MD&A is presented in Canadian dollars, unless otherwise indicated.

The Company has prepared this MD&A in accordance with National Instrument 51-102 - Continuous Disclosure Obligations of the Canadian Securities Administrators. Under the US/Canada Multijurisdictional Disclosure System, the Company is permitted to prepare this MD&A in accordance with the disclosure requirements of Canadian securities laws and regulations, which can vary from those of the US. This MD&A provides information as at and for the year ended December 31, 2023, based on information available to management as of February 12, 2024.

Consolidated Financial Highlights and Statistics

Year ended December 31 (millions of dollars, except as otherwise noted)	2023	2022	Change
Revenues	7,844	7,780	0.8%
Purchased power	3,652	3,724	(1.9%)
Revenues, net of purchased power ¹	4,192	4,056	3.4%
Operation, maintenance and administration (OM&A) costs	1,354	1,258	7.6%
Depreciation, amortization and asset removal costs	996	966	3.1%
Financing charges	570	486	17.3%
Income tax expense	178	288	(38.2%)
Net income to common shareholders of Hydro One	1,085	1,050	3.3%
Basic earnings per common share (EPS)	\$ 1.81	\$ 1.75	3.4%
Diluted EPS	\$ 1.81	\$ 1.75	3.4%
Net cash from operating activities	2,412	2,260	6.7%
Funds from operations (FFO) ¹	2,150	2,189	(1.8%)
Capital investments	2,531	2,132	18.7%
Assets placed in-service	2,324	2,267	2.5%
Transmission: Average monthly Ontario 60-minute peak demand (MW)	20,806	20,368	2.2%
Distribution: Electricity distributed to Hydro One customers (GWh)	30,619	30,803	(0.6%)
As at December 31	2023	2022	
Debt to capitalization ratio ²	57.2%	56.4%	

1 The Company prepares and presents its financial statements in accordance with US GAAP. The Company also utilizes non-GAAP financial measures to assess its business and measure overall underlying business performance. Revenues, net of purchased power, and FFO are non-GAAP financial measures. Non-GAAP financial measures do not have a standardized meaning under GAAP, which is used to prepare the Company's Consolidated Financial Statements and might not be comparable to similar financial measures presented by other entities. See section "Non-GAAP Financial Measures" for a discussion of these non-GAAP financial measures and a reconciliation of such measures to the most directly comparable GAAP measure.

2 Debt to capitalization ratio is a non-GAAP ratio. Non-GAAP ratios do not have a standardized meaning under GAAP, which is used to prepare the Company's Consolidated Financial Statements and might not be comparable to similar financial measures presented by other entities. See section "Non-GAAP Financial Measures" for a discussion of this non-GAAP ratio and its component elements.

Management's Discussion and Analysis

Overview

Through its wholly-owned subsidiary Hydro One Inc., Hydro One is Ontario's largest electricity transmission and distribution utility. Hydro One owns and operates substantially all of Ontario's electricity transmission network and is the largest electricity distributor in Ontario by number of customers. The Company's regulated transmission and distribution operations are owned by Hydro One Inc. Hydro One delivers electricity safely and reliably to approximately 1.5 million customers

across the province of Ontario, and to large industrial customers and municipal utilities. Through its subsidiaries, Hydro One Inc. owns and operates approximately 30,000 circuit kilometres of high-voltage transmission lines and approximately 125,000 circuit kilometres of primary low-voltage distribution lines. Hydro One has three segments: (i) transmission; (ii) distribution; and (iii) other.

For the years ended December 31, 2023 and 2022, Hydro One's segments accounted for the Company's total revenues, as follows:

Year ended December 31	2023	2022
Transmission	28%	26%
Distribution	71%	73%
Other	1%	1%

When adjusted for the recovery of purchased power costs, Hydro One's segments accounted for the Company's total revenues, net of purchased power,¹ for the years ended December 31, 2023 and 2022 as follows:

Year ended December 31	2023	2022
Transmission	53%	51%
Distribution	46%	48%
Other	1%	1%

As at December 31, 2023 and 2022, Hydro One's segments accounted for the Company's total assets as follows:

As at December 31	2023	2022
Transmission	60%	60%
Distribution	39%	38%
Other	1%	2%

Transmission Segment

Hydro One's transmission business owns and operates Hydro One's transmission system, which accounts for approximately 92% (2022 - 92%) of Ontario's transmission capacity based on the network component of the revenue requirement² approved by the Ontario Energy Board (OEB).³ As at December 31, 2023, the Company's transmission business consists of the transmission system operated

by Hydro One Inc.'s (a wholly owned subsidiary of the Company) subsidiaries, Hydro One Networks Inc. (Hydro One Networks) and Hydro One Sault Ste. Marie LP (HOSSM), as well as an approximate 66% interest in B2M Limited Partnership and an approximate 55% interest in Niagara Reinforcement Limited Partnership. The Company's transmission business is rate-regulated and earns revenues mainly by charging transmission rates that are approved by the OEB.

For the year ended December 31	2023	2022
Electricity transmitted ¹ (MWh)	137,130,724	137,569,865
Rate base (millions of dollars)	15,336	14,450
Capital investments (millions of dollars)	1,493	1,209
Assets placed in-service (millions of dollars)	1,296	1,405

1 Electricity transmitted represents total electricity transmitted in Ontario by all transmitters.

As at December 31	2023	2022
Transmission lines spanning the province (circuit-kilometres)	29,906	29,910

1 Revenues, net of purchased power, is a non-GAAP financial measure. See section "Non-GAAP Financial Measures".

2 The network component of the revenue requirement is Hydro One's portion of the transmission revenue requirement attributed to assets that are used for the common benefit of all Hydro One and non-Hydro One customers in the province.

3 Hydro One owns and operates approximately 95% of the transmission system in Ontario based on the total OEB approved revenue requirement.

Management's Discussion and Analysis

Distribution Segment

Hydro One's distribution business is the largest in Ontario and consists of the distribution systems operated by Hydro One Inc.'s subsidiaries, Hydro One Networks and Hydro One Remote Communities Inc. (Hydro One Remotes). The Company's distribution business is

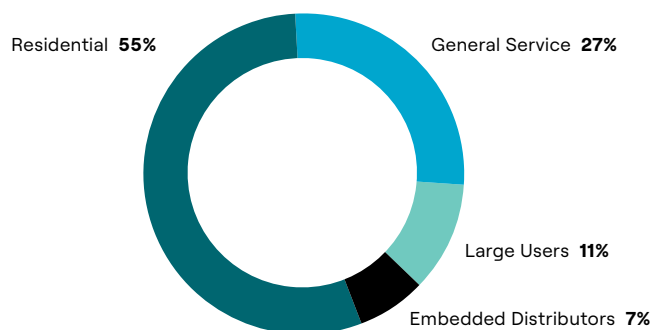
rate-regulated and earns revenues mainly by charging distribution rates that are approved by the OEB, as well as amounts to recover the cost of purchased power.

For the year ended December 31	2023	2022
Electricity distributed to Hydro One customers (GWh)	30,619	30,803
Electricity distributed through Hydro One lines (GWh) ¹	40,367	40,875
Rate base (millions of dollars)	9,649	9,155
Capital investments (millions of dollars)	1,015	899
Assets placed in-service (millions of dollars)	994	853

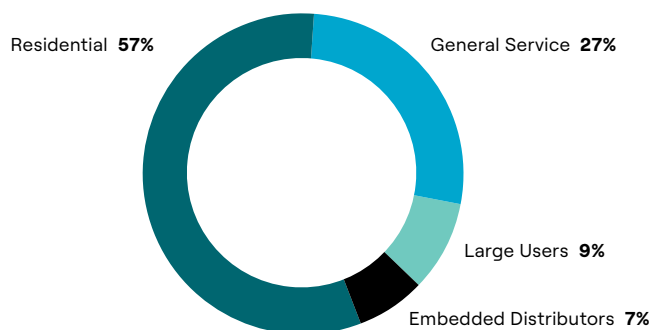
¹ Units distributed through Hydro One lines represent total distribution system requirements and include electricity distributed to consumers who purchased power directly from the Independent Electricity System Operator (IESO).

As at December 31	2023	2022
Distribution lines spanning the province (circuit-kilometres)	125,232	125,013
Distribution customers (number of customers)	1,494,595	1,492,404

2023 Distribution Revenues



2022 Distribution Revenues



Other Segment

Hydro One's other segment consists principally of its telecommunications business, which provides telecommunications support for the Company's transmission and distribution businesses, as well as certain corporate activities.

The telecommunication business is carried out by Hydro One's wholly-owned subsidiary, Acronym Solutions Inc. (Acronym). In addition to supporting Hydro One's regulated business segments, Acronym offers a comprehensive suite of Information Communications Technology solutions within a number of categories (including: Internet & Network, Security, Voice & Collaboration, Cloud and Managed Information Technology (IT)) that extend beyond its fibre optic network, in a competitive commercial market. Acronym is not regulated by the OEB, however Acronym is registered with the Canadian Radio-television and Telecommunications Commission as a non-dominant, facilities-based carrier, providing broadband telecommunications services in Ontario with connections to Montreal, Quebec; Buffalo, New York; and Detroit, Michigan.

Hydro One's other segment also includes the deferred tax asset (DTA) which arose from the revaluation of the tax bases of Hydro One's assets to fair market value when the Company transitioned from the provincial payments in lieu of tax regime to the federal tax regime at the time of

the Company's initial public offering in 2015. Furthermore, Hydro One's other segment also includes Aux Energy Inc., a wholly-owned subsidiary that provides energy solutions to commercial and industrial clients, and Ontario Charging Network LP, a joint venture that owns and operates electric vehicle fast charging stations across Ontario under the Ivy Charging Network brand, as well as certain corporate activities, and is not rate-regulated.

Primary Factors Affecting Results of Operations

Transmission Revenues

Transmission revenues primarily consist of regulated transmission rates approved by the OEB which are charged based on the monthly peak electricity demand across Hydro One's high-voltage network. Transmission rates are designed to generate revenues necessary to construct, upgrade, extend and support a transmission system with sufficient capacity to accommodate maximum forecasted demand and a regulated return on the Company's investment. Peak electricity demand is primarily influenced by weather and economic conditions. Transmission revenues also include export revenues associated with transmitting electricity to markets outside of Ontario as well as ancillary revenues associated with providing maintenance services to power generators and from third-party land use.

Management's Discussion and Analysis

Distribution Revenues

Distribution revenues primarily consist of regulated distribution rates approved by the OEB, as well as the recovery of purchased power costs. Distribution rates are designed to generate revenues necessary to construct and support the local distribution system with sufficient capacity to accommodate existing and new customer demand and a regulated return on the Company's investment. Accordingly, distribution revenues are influenced by distribution rates, the cost of purchased power, and the amount of electricity the Company distributes. Distribution revenues also include ancillary distribution service revenues, such as fees related to the joint use of Hydro One's distribution poles by the telecommunications and cable television industries, as well as miscellaneous revenues such as charges for late payments.

Purchased Power Costs

Purchased power costs are incurred by the distribution business and represent the cost of the electricity purchased by the Company for delivery to customers within Hydro One's distribution service territory. These costs are comprised of: (i) the wholesale commodity cost of energy; (ii) the Global Adjustment, which is the difference between the guaranteed price and the money the generators earn in the wholesale marketplace; and (iii) the wholesale market service and transmission charges levied by the IESO. Hydro One passes on the cost of electricity that it delivers to its customers, and is therefore not exposed to wholesale electricity commodity price risk.

Operation, Maintenance and Administration Costs

OM&A costs are incurred to support the operation and maintenance of the transmission and distribution systems, and include other costs such as property taxes related to transmission and distribution stations and buildings, and the operation of IT systems. Transmission OM&A costs are required to sustain the Company's high-voltage transmission stations, lines, and rights-of-way, and include preventive and corrective maintenance costs related to power equipment, overhead transmission lines, transmission station sites, and forestry control to maintain safe distances between line spans and trees. Distribution OM&A costs are required to maintain the Company's low-voltage distribution system to provide safe and reliable electricity to the Company's residential, small business, commercial, and industrial customers across the province. These include costs related to distribution line clearing and forestry control to reduce power outages caused by trees, line maintenance and repair, land assessment and remediation, as well as issuing timely and accurate bills and responding to customer inquiries.

Hydro One manages its costs through ongoing efficiency and productivity initiatives, while continuing to complete planned work programs associated with the development and maintenance of its transmission and distribution networks.

Depreciation, Amortization and Asset Removal Costs

Depreciation and amortization costs relate primarily to depreciation of the Company's property, plant and equipment, and amortization of certain intangible assets and regulatory assets. Asset removal costs consist of costs incurred to remove property, plant and equipment where no asset retirement obligations have been recorded on the balance sheet.

Financing Charges

Financing charges relate to the Company's financing activities, and include interest expense on the Company's long-term debt and short-

term borrowings, as well as gains and losses on interest rate swap agreements, foreign exchange or other similar contracts, net of interest earned on short-term investments. A portion of financing charges incurred by the Company is capitalized to the cost of property, plant and equipment associated with the periods during which such assets are under construction before being placed in-service.

Results of Operations

Net Income

Net income attributable to common shareholders of Hydro One for the year ended December 31, 2023 of \$1,085 million is an increase of \$35 million, or 3.3%, from the prior year. Significant influences on the change in net income attributable to common shareholders of Hydro One included:

- higher revenues, net of purchased power,⁴ resulting from:
 - OEB-approved 2023 transmission rates; and
 - higher average monthly peak demand and energy consumption; partially offset by
 - regulatory adjustments, including the recognition of conservation and demand management (CDM) revenues in the prior year following receipt of the OEB's Decision and Order approving Hydro One's Joint Rate Application (JRAP) Settlement Proposal and higher earnings sharing in the current period;
- higher OM&A costs primarily resulting from higher work program expenditures and corporate support costs, partially offset by a lower allowance for doubtful accounts;
- higher depreciation, amortization and asset removal costs primarily due to gains on the disposal of fixed assets recognized in the prior year, as well as higher depreciation resulting from the growth in capital assets as the Company continues to place new assets in-service, consistent with its ongoing capital investment program;
- higher financing charges attributable to higher weighted-average interest rates on long-term debt and short-term notes and higher volume of long-term debt; and
- lower income tax expense primarily attributable to higher deductible timing differences compared to the prior year.

While net income neutral, the results of operations in the period are also impacted by:

- the OEB-approved recovery of historical cost deferrals recognized as regulatory assets in prior periods which resulted in an increase in revenue that has been offset by higher OM&A and income tax expense; and
- the cessation of the OEB-approved recovery of DTA amounts previously shared with ratepayers (DTA Recovery Amounts) on June 30, 2023 (see section "Regulation - Deferred Tax Asset" for further details) which resulted in a decrease to revenue that has been offset by lower income tax expense.

EPS

EPS was \$1.81 for the year ended December 31, 2023, compared to EPS of \$1.75 in 2022. The increase in EPS was primarily driven by the impact of higher earnings year over year, as discussed above.

⁴ Revenues, net of purchased power, is a non-GAAP financial measure. See section "Non-GAAP Financial Measures".

Management's Discussion and Analysis

Revenues

Year ended December 31 (millions of dollars, except as otherwise noted)	2023	2022	Change
Transmission	2,214	2,077	6.6%
Distribution	5,582	5,660	(1.4%)
Other	48	43	11.6%
Total revenues	7,844	7,780	0.8%
Transmission	2,214	2,077	6.6%
Distribution revenues, net of purchased power ¹	1,930	1,936	(0.3%)
Other	48	43	11.6%
Total revenues, net of purchased power¹	4,192	4,056	3.4%
Transmission: Average monthly Ontario 60-minute peak demand (MW)	20,806	20,368	2.2%
Distribution: Electricity distributed to Hydro One customers (GWh)	30,619	30,803	(0.6%)

¹ Revenues, net of purchased power, is a non-GAAP financial measure. See section "Non-GAAP Financial Measures".

Transmission Revenues

Transmission revenues increased by 6.6% compared to the year ended December 31, 2022, primarily due to:

- higher revenues resulting from OEB-approved 2023 rates; and
- higher average monthly peak demand; partially offset by
- regulatory adjustments, including the recognition of CDM revenues in the prior year following receipt of the OEB's Decision and Order approving Hydro One's JRAP Settlement Proposal and higher earnings sharing in the current period; and
- net income neutral items, including the OEB-approved recovery of historical cost deferrals recognized as regulatory assets in prior periods, partially offset by lower revenues associated with the cessation of the DTA Recovery period.

Distribution Revenues

Distribution revenues decreased by 1.4% compared to the year ended December 31, 2022, primarily due to:

- lower purchased power costs, which are fully recovered from ratepayers and net income neutral; and
- lower revenues resulting from OEB-approved 2023 rates; partially offset by
- higher customer count and energy consumption;
- net income neutral items, including the OEB-approved recovery of historical cost deferrals recognized as regulatory assets in prior periods, partially offset by lower revenues associated with the cessation of the DTA Recovery period; and
- regulatory adjustments, including the accrued recovery of costs in accordance with the terms of the Getting Ontario Connected Act Variance Account (see "Regulation - Getting Ontario Connected Act Variance Account" for further details) which was partially offset by higher earnings sharing in the current period.

Distribution revenues, net of purchased power,⁵ remained in-line with the same period in the prior year largely due to the factors noted above, adjusted for the recovery of purchased power costs.

⁵ Revenues, net of purchased power, is a non-GAAP financial measure. See section "Non-GAAP Financial Measures".

OM&A Costs

Year ended December 31 (millions of dollars)	2023	2022	Change
Transmission	499	445	12.1%
Distribution	765	739	3.5%
Other	90	74	21.6%
Total	1,354	1,258	7.6%

Management's Discussion and Analysis

Transmission OM&A Costs

Transmission OM&A costs were 12.1% higher than the year ended December 31, 2022, primarily due to:

- higher work program expenditures including vegetation management and IT initiatives;
- the OEB-approved recovery of historical cost deferrals, which are net income neutral; and
- higher corporate support costs.

Distribution OM&A Costs

Distribution OM&A costs were 3.5% higher than the year ended December 31, 2022, primarily due to:

- the OEB-approved recovery of historical cost deferrals, which are net income neutral;
- higher work program expenditures, including a provision for forecast environmental expenditures; and
- higher corporate support costs; partially offset by
- lower allowance for doubtful accounts;
- costs related to storm restoration efforts incurred in the prior year, which were recovered from third parties and are offset in revenue, therefore net income neutral; and
- lower asset write-offs.

Depreciation, Amortization and Asset Removal Costs

Depreciation, amortization and asset removal costs increased by \$30 million or 3.1% for the year ended December 31, 2023, primarily due to gains on the disposal of fixed assets recognized in the prior year, as well as higher depreciation resulting from the growth in capital assets as the Company continues to place new assets in-service, consistent with its ongoing capital investment program.

Financing Charges

Financing charges increased by \$84 million, or 17.3%, for the year ended December 31, 2023, primarily due to higher weighted-average interest rates on long-term debt and short-term notes and higher volume of long-term debt, partially offset by higher capitalized interest.

Common Share Dividends

In 2023, the Company declared and paid cash dividends to common shareholders as follows:

Date Declared	Record Date	Payment Date	Amount per Share	Total Amount (millions of dollars)
February 13, 2023	March 15, 2023	March 31, 2023	\$ 0.2796	167
May 4, 2023	June 7, 2023	June 30, 2023	\$ 0.2964	178
August 8, 2023	September 13, 2023	September 29, 2023	\$ 0.2964	177
November 7, 2023	December 13, 2023	December 29, 2023	\$ 0.2964	178
				700

Following the conclusion of the fourth quarter of 2023, the Company declared a cash dividend to common shareholders as follows:

Date Declared	Record Date	Payment Date	Amount per Share	Total Amount (millions of dollars)
February 12, 2024	March 13, 2024	March 28, 2024	\$ 0.2964	178

Income Tax Expense

Income taxes are accounted for using the asset and liability method. Current income taxes are recorded based on the income taxes expected to be paid in respect of the current and prior years' taxable income. Deferred income tax assets and liabilities are recognized for the future tax consequences attributable to temporary differences between the financial statement carrying amounts and the respective tax basis of assets and liabilities including carryforward unused tax losses and credits.

As prescribed by the regulators, the Company recovers income taxes in revenues from ratepayers based on an estimate of current income tax expense in respect of regulated operations. The amounts of deferred income taxes related to regulated operations, which are considered to be more likely-than-not of recovery from, or refund to, ratepayers in future periods are recognized as deferred income tax regulatory assets or liabilities, with an offset to deferred income tax expense. Therefore, the consolidated income tax expense or recovery for the current period is based on the total current and deferred income tax expense or recovery, net of the regulatory accounting offset to deferred income tax expense arising from temporary differences recoverable from or refundable to customers in the future.

Income tax expense was \$178 million for the year ended December 31, 2023, compared to \$288 million in 2022. The \$110 million decrease in income tax expense for the year ended December 31, 2023 was primarily attributable to:

- higher deductible timing differences compared to the prior year; and
- lower tax expense associated with net income neutral items including the cessation of the DTA Recovery period on June 30, 2023, partially offset by the OEB-approved recovery of cost deferrals recognized as regulatory assets in prior periods.

The Company realized an effective tax rate (ETR) of approximately 14.0% for the year ended December 31, 2023 compared to approximately 21.4% realized in 2022. The decrease of 7.4% was primarily attributable to the factors noted above.

Management's Discussion and Analysis

Selected Annual Financial Statistics

Year ended December 31 (millions of dollars, except per share amounts)	2023	2022	2021
Revenues	7,844	7,780	7,225
Net income to common shareholders of Hydro One	1,085	1,050	965
Basic EPS	\$ 1.81	\$ 1.75	\$ 1.61
Diluted EPS	\$ 1.81	\$ 1.75	\$ 1.61
Dividends per common share declared	\$ 1.17	\$ 1.11	\$ 1.05

As at December 31 (millions of dollars)	2023	2022	2021
Total assets	32,852	31,457	30,383
Total non-current financial liabilities ¹	14,750	13,073	13,066

¹ Total non-current financial liabilities include long-term debt, long-term lease obligations, derivative liabilities, and long-term accounts payable.

Net Income - 2022 compared to 2021

Net income attributable to common shareholders of Hydro One for the year ended December 31, 2022 of \$1,050 million is an increase of \$85 million, or 8.8%, from the prior year. Significant influences on the change in net income attributable to common shareholders of Hydro One included:

- higher revenues, net of purchased power,⁶ resulting from:
 - an increase in transmission revenues due to OEB-approved 2022 transmission rates, higher peak demand and the recognition of CDM revenues following receipt of the OEB's JRAP Decision; and
 - an increase in distribution revenues, net of purchased power,⁶ mainly due to OEB-approved 2022 distribution rates.
- higher OM&A costs primarily resulting from higher work program expenditures including environmental management, stations and lines maintenance, and IT initiatives.
- higher depreciation, amortization and asset removal costs due to growth in capital assets as the Company continues to place new assets in-service, consistent with its ongoing capital investment program, as well as higher asset removal costs primarily resulting from storm restoration efforts, partially offset by a gain realized on the sale of surplus property.

- higher financing charges attributable to the recognition of carrying charges associated with the DTA Recovery Amounts pursuant to the DTA Implementation Decision (see section "Regulation - Deferred Tax Asset" for further details) in the second quarter of 2021, as well as higher weighted-average interest rates on short-term notes.
- higher income tax expense primarily attributable to:
 - higher pre-tax earnings adjusted for the impact of the DTA Recovery Amounts pursuant to the DTA Implementation Decision (see section "Regulation - Deferred Tax Asset" for further details); partially offset by
 - higher deductible timing differences compared to the prior year.

Revenue was also positively impacted by the DTA Implementation Decision (see section "Regulation - Deferred Tax Asset" for further details). These impacts are partially offset by the impact of the regulatory adjustment related to the capitalized overheads approved in the JRAP settlement (Capitalized Overhead Tax Variance). Together these items are offset by a net increase in income tax expense and are therefore net income neutral in the period.

EPS - 2022 compared to 2021

EPS was \$1.75 for the year ended December 31, 2022, compared to EPS of \$1.61 in 2021. The increase in EPS was primarily driven by the impact of higher earnings year over year, as noted above.

⁶ Revenues, net of purchased power, is a non-GAAP financial measure. See section "Non-GAAP Financial Measures".

Management's Discussion and Analysis

Quarterly Results of Operations

Quarter ended (millions of dollars, except EPS and ratio)	Dec 31, 2023	Sep 30, 2023	Jun 30, 2023	Mar 31, 2023	Dec 31, 2022	Sep 30, 2022	Jun 30, 2022	Mar 31, 2022
Revenues	1,979	1,934	1,857	2,074	1,862	2,031	1,840	2,047
Purchased power	990	854	798	1,010	895	963	852	1,014
Revenues, net of purchased power ¹	989	1,080	1,059	1,064	967	1,068	988	1,033
Net income to common shareholders	181	357	265	282	178	307	255	310
Basic EPS	\$ 0.30	\$ 0.60	\$ 0.44	\$ 0.47	\$ 0.30	\$ 0.51	\$ 0.43	\$ 0.52
Diluted EPS	\$ 0.30	\$ 0.59	\$ 0.44	\$ 0.47	\$ 0.30	\$ 0.51	\$ 0.42	\$ 0.52
Earnings coverage ratio ²	2.9	3.0	3.1	3.2	3.3	3.3	3.3	3.2

¹ Revenues, net of purchased power, is a non-GAAP financial measure. See section "Non-GAAP Financial Measures".

² Earnings coverage ratio is a non-GAAP ratio. Non-GAAP ratios do not have a standardized meaning under GAAP, which is used to prepare the Company's Consolidated Financial Statements and might not be comparable to similar financial measures presented by other entities. See section "Non-GAAP Financial Measures" for a discussion of this non-GAAP ratio and its component elements.

Variations in revenues and net income over the quarters are primarily due to the impact of seasonal weather conditions on customer demand and market pricing, as well as timing of regulatory decisions.

Capital Investments

The Company makes capital investments to maintain the safety, reliability and integrity of its transmission and distribution system assets and to provide for the ongoing growth and modernization required to meet the expanding and evolving needs of its customers and the electricity market. This is achieved through a combination of sustaining capital investments, which are required to support the continued operation of Hydro One's existing assets, and development capital investments, which involve additions to both existing assets and large-scale projects such as new transmission lines and transmission stations.

Assets Placed In-Service

The following table presents Hydro One's assets placed in-service during the years ended December 31, 2023 and 2022:

Year ended December 31 (millions of dollars)	2023	2022	Change
Transmission	1,296	1,405	(7.8%)
Distribution	994	853	16.5%
Other	34	9	277.8%
Total assets placed in-service	2,324	2,267	2.5%

Transmission Assets Placed In-Service

Transmission assets placed in-service decreased by \$109 million, or 7.8%, during the year ended December 31, 2023, compared to the year ended December 31, 2022, primarily as a result of:

- the timing of investments placed in-service for major development projects, including the Lakeshore Transmission Station that was placed in service in the prior year, partially offset by the Barrie Area Transmission Upgrade project which was placed in-service during the fourth quarter of 2023;
- the timing of assets placed in-service for customer connections; and
- lower investments placed in-service for transmission line refurbishments and replacements; partially offset by
- higher volume of investments placed in-service for IT initiatives; and
- higher volume of assets placed in-service for grid operating and control facilities.

Distribution Assets Placed In-Service

Distribution assets placed in-service increased by \$141 million, or 16.5%, during the year ended December 31, 2023, compared to the year ended December 31, 2022, primarily as a result of:

- higher volume of investment placed in-service for IT initiatives;
- higher volume of customer connections, line refurbishments and wood pole replacements;
- the timing of investments placed in-service for system capability reinforcement projects;
- higher volume of joint use assets and line relocations; and
- higher spend on minor fixed assets; partially offset by
- lower volume of storm-related asset replacements;
- the completion of the Dunnville Operation Centre in 2022; and
- the timing of assets placed in-service for station refurbishments and replacements.

Management's Discussion and Analysis

Other Assets Placed in-Service

Other assets placed in-service increased by \$25 million, or 277.8%, during the year ended December 31, 2023 compared to the year ended December 31, 2022, primarily as a result of the replacement of a portion of Acronym's IT equipment.

Capital Investments

The following table presents Hydro One's capital investments during the years ended December 31, 2023 and 2022:

Year ended December 31 (millions of dollars)	2023	2022	Change
Transmission			
Sustaining	1,037	897	15.6%
Development	345	214	61.2%
Other	111	98	13.3%
	1,493	1,209	23.5%
Distribution			
Sustaining	397	433	(8.3%)
Development	488	383	27.4%
Other	130	83	56.6%
	1,015	899	12.9%
Other	23	24	(4.2%)
Total capital investments	2,531	2,132	18.7%

Total 2023 capital investments of \$2,531 million were largely in-line with the previously disclosed expected amount of \$2,583 million.

Transmission Capital Investments

Transmission capital investments increased by \$284 million, or 23.5%, during the year ended December 31, 2023 compared to the year ended December 31, 2022, primarily as a result of:

- higher volume of station refurbishments and equipment replacements;
- investments in the new Chatham to Lakeshore and Waasigan Transmission Lines;
- higher volume of customer connections;
- higher spend on specified equipment to support long-term projects; and
- higher spend on minor fixed assets.

Distribution Capital Investments

Distribution capital investments increased by \$116 million, or 12.9%, in the year ended December 31, 2023 compared to the year ended December 31, 2022, primarily as a result of:

- higher volume of customer connections;
- higher volume of line refurbishments and wood pole replacements;
- investments in the Advanced Metering Infrastructure System 2.0 project;
- higher spend on minor fixed assets;
- higher spend on system capability reinforcement projects;
- the completion of the Orleans Operation Centre, Orillia Operation Centre and Orillia Distribution Centre;
- higher spend on IT initiatives;
- higher volume of joint use assets and line relocations; and
- investments in Ontario's broadband initiative; partially offset by
- lower spend on storm-related asset replacements.

Management's Discussion and Analysis

Major Transmission Capital Investment Projects

The following table summarizes the status of significant transmission projects at December 31, 2023:

Project Name	Location	Type	Anticipated In-Service Date	Estimated Cost ¹	Capital Cost To Date
			(year)	(millions of dollars)	
Development Projects:					
Chatham to Lakeshore Transmission Line ²	Southwestern Ontario	New transmission line and station expansion	2024	253	140
East-West Tie Station Expansion ³	Northern Ontario	New transmission connection and station expansion	2024	191	188
Barrie Area Transmission Upgrade ⁴	Barrie-Innisfil Southern Ontario	Upgraded transmission line and stations	2024	125	111
Islington Transmission Station	Toronto Southern Ontario	New transmission station and connection	2025	109	8
St. Clair Transmission Line ⁵	Southwestern Ontario	New transmission line and station expansion	2025	38	19
Waasigan Transmission Line ⁶	Thunder Bay-Atikokan-Dryden Northwestern Ontario	New transmission line and station expansion	2027	1,200	79
Longwood to Lakeshore Transmission Line ⁷	Southwestern Ontario	New transmission line and station expansion	TBD	TBD	TBD
Second Longwood to Lakeshore Transmission Line ⁷	Southwestern Ontario	New transmission line and station expansion	TBD	TBD	TBD
Lakeshore to Windsor Transmission Line ⁷	Southwestern Ontario	New transmission line and station expansion	TBD	TBD	TBD
Mississagi to Third Line Line ⁸	Northeastern Ontario	New transmission line and station expansion	TBD	TBD	TBD
Hanmer to Mississagi Line ⁸	Northeastern Ontario	New transmission line and station expansion	TBD	TBD	TBD
Greater Toronto Area East Line ⁸	Eastern Ontario	New transmission line and station expansion	TBD	TBD	TBD
Sustainment Projects:					
Bruce B Switching Station Circuit Breaker Replacement	Tiverton Southwestern Ontario	Station sustainment	2024	185	171
Beck #2 Transmission Station Circuit Breaker Replacement ⁴	Niagara area Southwestern Ontario	Station sustainment	2024	135	124
Middleport Transmission Station Circuit Breaker Replacement	Middleport Southwestern Ontario	Station sustainment	2025	184	140
Lennox Transmission Station Circuit Breaker Replacement	Napanee Southeastern Ontario	Station sustainment	2026	152	130
Esplanade x Terauley Underground Cable Replacement	Toronto Southern Ontario	Line sustainment	2026	117	36
Bridgman Transmission Station Refurbishment	Toronto Southern Ontario	Station sustainment	2026	108	64
Bruce A Transmission Station Switchyard Replacement	Tiverton Southwestern Ontario	Station sustainment	2027	555	97

1 Estimated costs are presented gross of any potential contribution from external parties.

2 The Chatham to Lakeshore Transmission Line project includes the line and associated facilities and is further discussed in the section "Other Developments - Supporting Critical Infrastructure in Southwestern Ontario."

3 The East-West Tie Station Expansion project has been placed in-service in phases, with significant portions of the project placed in-service over the 2021-23 period, and final project in-service expected in 2024.

4 Major portions of the Barrie Area Transmission Upgrade and Beck #2 Transmission Station Circuit Breaker Replacement were completed and placed in-service.

5 The estimated cost of the St. Clair Transmission Line relates to the development phase of the project and the anticipated in-service date reflects the anticipated completion date of the development phase only. Completion of the line remains subject to stakeholder consultation and regulatory approvals.

6 The Waasigan Transmission Line Project includes both phase 1 and phase 2, inclusive of necessary stations enhancements to support energization of the new lines. The estimated cost relates to the development and construction phases of the project and the anticipated in-service date reflects the anticipated completion of Phase 2 in 2027. The first phase of the project is expected to be in-serviced as close to the end of 2025 as possible. On May 4, 2022 and November 18, 2022, under Hydro One's equity partnership model, Hydro One entered into agreements with First Nations communities that provide them the opportunity to acquire a 50% equity stake in the transmission line component of the project. Completion of the project remains subject to stakeholder consultation and regulatory approvals. See section "Other Developments - Supporting Critical Infrastructure in Northwestern Ontario" for further details.

7 The scope and timing of these Southwestern Ontario transmission reinforcements are currently under review.

8 The scope and timing of these Northeastern and Eastern Ontario transmission reinforcements are currently under review.

Management's Discussion and Analysis

Future Capital Investments

The Company estimates future capital investments based on management's expectations of the amount of capital expenditures that will be required to provide transmission and distribution services that are efficient, reliable, and provide value for customers, consistent with the OEB's Renewed Regulatory Framework.

The 2024 to 2027 capital estimates differ from prior disclosures as the Company has updated its plan for timing and pacing of future capital investments, as well as re-prioritization of work.

The following tables summarize Hydro One's annual projected capital investments for 2024 to 2027 by business segment and by category:

By business segment: (millions of dollars)	2024	2025	2026	2027
Transmission ¹	1,998	1,935	1,696	1,507
Distribution	1,093	1,060	938	884
Other	20	18	15	14
Total capital investments²	3,111	3,013	2,649	2,405

By category: (millions of dollars)	2024	2025	2026	2027
Sustainment	1,760	1,618	1,452	1,221
Development ¹	1,075	1,165	1,006	1,008
Other ³	276	230	191	176
Total capital investments²	3,111	3,013	2,649	2,405

¹ Figures include investments in certain development projects of Hydro One Networks not included in the investment plan approved by the OEB in the JRAP Decision.

² On March 29, 2021, the IESO requested Hydro One to initiate work to develop and construct a new transmission line between Chatham and Lambton (the St. Clair Line) to support agricultural growth in Southwestern Ontario. On March 31, 2022, the Minister of Energy directed the OEB to amend Hydro One Networks' transmission licence to require it to develop and seek approvals for this and three other priority transmission lines to meet growing demand in Southwestern Ontario (see section "Other Developments"). On October 23, 2023, the Minister of Energy further directed the OEB to amend Hydro One Networks' licence to require it to develop and seek approvals for three priority transmission line projects to meet growing electricity demand in Northeastern and Eastern Ontario. The future capital investments presented do not include capital expenditures of the six additional lines, as Hydro One is currently evaluating the scope and timing of this work.

³ "Other" capital expenditures include investments in fleet, real estate, IT, and operations technology and related functions.

Summary of Sources and Uses of Cash

Hydro One's primary sources of cash flows are funds generated from operations, capital market debt issuances and bank credit facilities that are used to satisfy Hydro One's capital resource requirements, including the Company's capital expenditures, servicing and repayment of debt, and dividend payments.

Year ended December 31 (millions of dollars)	2023	2022
Net cash from operating activities	2,412	2,260
Net cash used in financing activities	(172)	(197)
Net cash used in investing activities	(2,691)	(2,073)
Decrease in cash and cash equivalents	(451)	(10)

Net cash from operating activities

Net cash from operating activities increased by \$152 million for the year ended December 31, 2023 compared to the same period in 2022. The increase was impacted by various factors, including the following:

- increase in net working capital deficiency primarily attributable to higher accrued liabilities and higher cost of power payable to the IESO related to the Global Adjustment Rate, partially offset by higher receivables from the IESO associated with provincial funding programs; and
- changes in regulatory account balances.

Net cash used in financing activities

Net cash used in financing activities decreased by \$25 million for the year ended December 31, 2023, compared to the same period of 2022. This was impacted by various factors, including the following:

Uses of cash

- the Company repaid \$7,650 million of short-term notes in 2023, compared to \$6,000 million repaid in 2022.

- the Company repaid \$731 million of long-term debt in 2023, compared to \$603 million repaid in 2022.
- common share dividends paid in 2023 were \$700 million, compared to dividends of \$662 million paid in 2022.

Sources of cash

- the Company received proceeds of \$6,550 million from the issuance of short-term notes in 2023, compared to \$6,335 million received in 2022.
- the Company issued \$2,375 million of long-term debt in 2023, compared to \$750 million of long-term debt issued in 2022.

Net cash used in investing activities

Net cash used in investing activities for the year ended December 31, 2023 was \$618 million higher than the same period of 2022 as a result of higher capital investments as well as higher spend on future use assets. See section "Capital Investments" for comparability of capital investments made by the Company during the year ended December 31, 2023 compared to the prior year.

Management's Discussion and Analysis

Liquidity and Financing Strategy

Short-term liquidity is provided through FFO,⁷ Hydro One Inc.'s commercial paper program, and the Company's consolidated bank credit facilities. Under the commercial paper program, Hydro One Inc. is authorized to issue up to \$2,300 million in short-term notes with a term to maturity of up to 365 days.

At December 31, 2023, Hydro One Inc. had \$279 million in commercial paper borrowings outstanding, compared to \$1,374 million outstanding at December 31, 2022. The Company also has revolving bank credit facilities (Operating Credit Facilities) with a total available balance of \$2,550 million at December 31, 2023. In January 2022, Hydro One successfully amended its Operating Credit Facilities to incorporate environmental, social and governance targets. The facilities now include a pricing adjustment which can increase or decrease Hydro One's cost of funding based on its performance on certain Sustainability Performance Measures, which are related to Hydro One's sustainability goals. On June 1, 2023, the maturity date for the Operating Credit Facilities was extended from 2027 to 2028. No amounts were drawn on the Operating Credit Facilities at December 31, 2023 or 2022. The Company may use the Operating Credit Facilities for working capital and general corporate purposes. The short-term liquidity under the commercial paper program, the Operating Credit Facilities, available cash on hand and anticipated levels of FFO⁷ are expected to be sufficient to fund the Company's operating requirements.

At December 31, 2023, the Company had long-term debt outstanding in the principal amount of \$15,445 million, which included \$425 million of long-term debt issued by Hydro One, \$15,020 million of long-term debt issued by Hydro One Inc. The long-term debt issued by Hydro One was issued under its short form base shelf prospectus (Universal Base Shelf Prospectus), as further described below. The majority of long-term debt issued by Hydro One Inc. has been issued under its Medium-Term Note (MTN) Program, as further described below. On January 12, 2023, Hydro One published a Sustainable Financing Framework, which allows the Company and its subsidiaries to issue sustainable financing instruments, such as sustainable and green bonds, and allocate the net proceeds to investments in eligible green and social project categories. The Company's total long-term debt consists of notes and debentures that mature between 2024 and 2064, and at December 31, 2023, had a weighted-average term to maturity of approximately 13.7 years (December 31, 2022 - 14.0 years) and a weighted-average coupon rate of 4.1% (December 31, 2022 - 3.9%).

In June 2022, Hydro One Inc. filed a short form base shelf prospectus in connection with its MTN Program, which has a maximum authorized principal amount of notes issuable of \$4,000 million and expires in July 2024. At December 31, 2023, \$875 million remained available for issuance under the MTN Program prospectus. A new MTN Program prospectus is expected to be filed in the first quarter of 2024. On January 12, 2024, Hydro One Inc. issued sustainable and green bonds totalling \$800 million aggregate principal amount under its MTN Program, including (a) \$250 million aggregate principal amount of Series 53 notes with a maturity date of November 30, 2029 and a coupon rate of 3.93%; and (b) \$550 million aggregate principal amount of Series 59 notes with a maturity date of March 1, 2034 and a coupon rate of 4.39%.

On August 15, 2022, Hydro One filed the Universal Base Shelf Prospectus with securities regulatory authorities in Canada. The Universal Base Shelf Prospectus allows Hydro One to offer, from time to time in one or more public offerings, up to \$2,000 million of debt, equity or other securities, or any combination thereof, during the 25-month period ending on September 16, 2024. At December 31, 2023, no securities have been issued under the Universal Base Shelf Prospectus.

On November 22, 2022, Hydro One Holdings Limited (HOHL) filed a short form base shelf prospectus (US Debt Shelf Prospectus) with securities regulatory authorities in Canada and the US to replace a previous prospectus that would otherwise have expired in January 2023. The US Debt Shelf Prospectus allows HOHL to offer, from time to time in one or more public offerings, up to US\$3,000 million of debt securities, unconditionally guaranteed by Hydro One, expiring in December 2024. At December 31, 2023, no securities have been issued under the US Debt Shelf Prospectus.

Compliance

At December 31, 2023, the Company was in compliance with all financial covenants and limitations associated with the outstanding borrowings and credit facilities.

Credit Ratings

Various ratings organizations review the Company's and Hydro One Inc.'s debt ratings from time to time. These rating organizations may take various actions, positive or negative. The Company cannot predict what actions rating agencies may take in the future. The failure to maintain the Company's current credit ratings could adversely affect the Company's financial condition and results of operations, and a downgrade in the Company's credit ratings could restrict the Company's ability to access debt capital markets and increase the Company's cost of debt.

On August 18, 2023, S&P Global Ratings revised its outlooks on the Company and Hydro One Inc. to positive from stable, and affirmed the companies' existing issuer and issue-level ratings.

At December 31, 2023, Hydro One's long-term debt ratings were as follows:

Rating Agency	Long-term Debt Rating
DBRS Limited	A
S&P Global Ratings	BBB+

At December 31, 2023, Hydro One Inc.'s long-term and short-term debt ratings were as follows:

Rating Agency	Short-term Debt Rating	Long-term Debt Rating
DBRS Limited	R-1 (low)	A (high)
Moody's Investors Service	Prime-2	A3
S&P Global Ratings	A-1 (low)	A-

⁷ FFO is a non-GAAP financial measure. See section "Non-GAAP Financial Measures".

Management's Discussion and Analysis

Effect of Interest Rates

The Company is exposed to fluctuations of interest rates as its regulated return on equity (ROE) is derived using a formulaic approach that takes into account changes in benchmark interest rates for Government of Canada debt and the A-rated utility corporate bond yield spread. The Company issues debt from time to time to refinance maturing debt and for general corporate purposes. The Company is therefore exposed to fluctuations in interest rates in relation to such issuances of debt. See section "Risk Management and Risk Factors - Risks Relating to Hydro One's Business - Market, Financial Instrument and Credit Risk" for more details.

Pension Plan

In 2023, Hydro One made cash contributions of \$69 million to its pension plan, compared to cash contributions of \$89 million in 2022. The Company also incurred \$93 million of net periodic benefit credit, compared to \$53 million of net income periodic benefit cost incurred in 2022.

In September 2023, Hydro One filed a triennial actuarial valuation of its pension plan at December 31, 2022 which is effective for 2023 to 2025. Based on this valuation, Hydro One estimates that total Company pension contributions for 2024, 2025, 2026, 2027, 2028, and 2029 are approximately \$71 million, \$73 million, \$75 million, \$77 million, \$80 million, and \$83 million, respectively. Future minimum contributions beyond 2025 will be updated following the actuarial funding valuation as of December 31, 2025, which is expected to be filed by no later than September 30, 2026. Should Hydro One elect to file a valuation earlier

than required, contributions for 2024 and 2025 would also be updated, as applicable.

As a result of the transfer of 234 Inergi LP employees to Hydro One over a 10-month period ending January 1, 2022, the assets and liabilities of the Inergi Pension Plan were transferred to the Hydro One Pension Plan (the Plan) on March 2, 2023. The value of assets and liabilities transferred to the Plan were approximately \$377 million and \$333 million, respectively, at the date of transfer. Hydro One and Inergi LP agreed to transfer the employment of certain Inergi LP employees (Transferred Employees) to Hydro One Networks, and transfer OPEB liabilities related to the Transferred Employees to Hydro One's post-retirement and post-employment benefit plans, which occurred on the date of transfer of each group of Transferred Employees.

The Company's pension benefits obligation is impacted by various assumptions and estimates, such as the discount rate, rate of return on plan assets, rate of cost of living increase and mortality assumptions. A full discussion of the significant assumptions and estimates can be found in the section "Critical Accounting Estimates - Employee Future Benefits".

Other Obligations

Off-Balance Sheet Arrangements

There are no off-balance sheet arrangements that have, or are reasonably likely to have, a material current or future effect on the Company's financial condition, changes in financial condition, revenues or expenses, results of operations, liquidity, capital expenditures or capital resources.

Summary of Contractual Obligations and Other Commercial Commitments

The following table presents a summary of Hydro One's debt and other major contractual obligations and commercial commitments:

As at December 31, 2023 (millions of dollars)	Total	Less than 1 year	1-3 years	3-5 years	More than 5 years
Contractual obligations (due by year)					
Long-term debt - principal repayments	15,445	700	2,075	1,175	11,495
Long-term debt - interest payments	9,110	627	1,180	1,057	6,246
Short-term notes payable	279	279	—	—	—
Pension contributions ¹	459	71	148	157	83
Environmental and asset retirement obligations	134	42	16	3	73
Outsourcing and other agreements	253	138	77	22	16
Capital agreements	130	24	106	—	—
Lease obligations	52	13	22	14	3
Long-term software/meter agreement	47	25	20	2	—
Total contractual obligations	25,909	1,919	3,644	2,430	17,916
Other commercial commitments (by year of expiry)					
Operating Credit Facilities	2,550	—	—	2,550	—
Letters of credit ²	182	182	—	—	—
Guarantees ³	512	512	—	—	—
Total other commercial commitments	3,244	694	—	2,550	—

¹ Contributions to the Hydro One Pension Plan are based on actuarial reports, including valuations performed at least every three years, and actual or projected levels of pensionable earnings, as applicable. The most recent actuarial valuation was performed effective December 31, 2022 and filed on September 26, 2023.

² Letters of credit consist of \$157 million letters of credit related to retirement compensation arrangements, a \$18 million letter of credit provided to the IESO for prudential support, and \$7 million in letters of credit for various operating purposes.

³ Guarantees consist of \$475 million prudential support provided to the IESO by Hydro One Inc. on behalf of its subsidiaries, as well as guarantees provided by Hydro One to the Minister of Natural Resources (Canada) and ONroute of \$2 million and \$30 million, respectively, relating to OCN LP (OCN Guarantee) and \$5 million relating to Aux Energy Inc., the Company's indirect subsidiary.

Management's Discussion and Analysis

Share Capital

The common shares of Hydro One are publicly traded on the Toronto Stock Exchange (TSX) under the trading symbol "H". Hydro One is authorized to issue an unlimited number of common shares. The amount and timing of any dividends payable by Hydro One is at the discretion of the Hydro One's Board of Directors (Board) and is established on the basis of Hydro One's results of operations, maintenance of its deemed regulatory capital structure, financial condition, cash requirements, the satisfaction of solvency tests imposed by corporate laws for the declaration and payment of dividends and other factors that the Board may consider relevant. As at February 12, 2024, Hydro One had 599,077,067 issued and outstanding common shares.

The Company is authorized to issue an unlimited number of preferred shares, issuable in series. At February 12, 2024, the Company had no preferred shares issued and outstanding.

The number of additional common shares of Hydro One that would be issued if all outstanding awards under the share grant plans and the Long-term Incentive Plan (LTIP) were vested and exercised at February 12, 2024 was 1,925,301.

Regulation

Hydro One Networks

On November 29, 2022 the OEB issued a Decision and Order approving Hydro One Networks' JRAP for distribution rates and transmission revenue requirement for the period 2023 to 2027. The following table lists the rate base and revenue requirements arising from the approved rate application:

Year	Hydro One Networks - Transmission		Hydro One Networks - Distribution	
	Rate Base	Revenue Requirement ¹	Rate Base	Revenue Requirement ¹
2023	\$ 14,534 million	\$ 1,952 million	\$ 9,460 million	\$ 1,727 million
2024	\$ 15,342 million	\$ 2,073 million	\$ 9,979 million	\$ 1,813 million
2025	\$ 16,271 million	\$ 2,168 million	\$ 10,573 million	\$ 1,886 million
2026	\$ 17,148 million	\$ 2,277 million	\$ 11,153 million	\$ 1,985 million
2027	\$ 17,940 million	\$ 2,362 million	\$ 11,656 million	\$ 2,071 million

¹ Revenue requirements for 2024 to 2027 do not reflect the updates per the annual application process with the regulator to reflect latest OEB inflation factors.

Following the OEB approval of the JRAP Settlement and the completion of the recovery of DTA amounts previously shared with ratepayers in 2023, Hydro One's ETR over the JRAP period is expected to be between 13% and 16%.

Deferred Tax Asset

On April 8, 2021, the OEB rendered its DTA Implementation Decision, approving the recovery of the DTA amounts allocated to ratepayers and included in customer rates for the 2017 to 2021 period, plus carrying charges, over a two-year recovery period from July 1, 2021 to June 30, 2023.

The recovery of the previously shared DTA amounts plus carrying charges resulted in a \$67 million contribution to FFO⁸ for the year ended December 31, 2023 (2022 - \$135 million). In addition, the DTA Implementation Decision required that Hydro One adjust the transmission revenue requirement and the base distribution rates beginning January 1, 2022 to eliminate any further tax savings flowing to customers. This resulted in additional FFO⁸ of approximately \$46 million for 2023, but is anticipated to decline annually thereafter.

⁸ FFO is a non-GAAP financial measure. See section "Non-GAAP Financial Measures".

Hydro One Remotes

On August 31, 2022, Hydro One Remotes filed its distribution rate application for 2023 to 2027. On March 2, 2023, the OEB approved Hydro One Remote Communities' 2023 revenue requirement of \$128 million with a price cap escalator index for 2023 to 2027, and a 3.72% rate increase effective May 1, 2023. Revenue requirements for 2024 to 2027 will be updated per the annual application process with the regulator to reflect latest OEB inflation factors.

Getting Ontario Connected Act Variance Account

On October 31, 2023 the OEB established an industry-wide generic variance account, effective April 1, 2023, which allows rate-regulated electricity distributors to record incremental costs of locating underground infrastructure resulting from the implementation of Bill 93, in a regulatory account for future recovery subject to the approval of the OEB. See section "Building Broadband Faster Act, 2021" for further details on Bill 93. As at December 31, 2023, the Company has recorded approximately \$9 million in this account.

Cloud Computing Arrangement Implementation Costs

On November 2, 2023, the OEB established an industry-wide generic deferral account, effective December 1, 2023, which allows rate-regulated entities, including electricity distributors and transmitters, to record incremental cloud computing implementation costs incurred and any related offsetting savings, if applicable, in a regulatory account for future recovery subject to the approval of the OEB. As at December 31, 2023, the company is tracking \$nil in this account, and is assessing the potential impact of establishing the account for future periods.

Other Developments

Exemptive Relief

Disclosure of Ownership by the Province

On July 28, 2022, the Canadian securities regulatory authorities granted (i) the Minister of Energy, (ii) Ontario Power Generation (OPG) (on behalf of itself and the segregated funds established as required by the Nuclear Fuel Waste Act) and (iii) agencies of the Crown, provincial Crown corporations and other provincial entities (collectively, the "Non-Aggregated Holders") exemptive relief, subject to certain conditions, to enable each Non-Aggregated Holder to treat securities of Hydro One and debt securities of Hydro One Inc. and Hydro One Holdings Limited that it owns or controls separately from securities of Hydro One and debt securities of Hydro One Inc. and Hydro One Holdings Limited owned or controlled by the other Non-Aggregated Holders for purposes of certain take-over bid, early warning reporting, insider reporting and control person distribution rules and certain distribution restrictions under Canadian securities laws. Hydro One was also granted relief permitting it to rely solely on insider reports and early warning reports filed by Non-Aggregated Holders when reporting beneficial ownership or control or direction over securities of Hydro One and debt securities of Hydro One Inc. and Hydro One Holdings Limited in any information circular or annual information form in respect of such securities beneficially owned or controlled by any Non-Aggregated Holder, subject to certain conditions. This exemptive relief will remain in effect until the earliest to occur of the following: (i) July 28, 2027, and (ii) the date that the Non-Aggregated Holders becomes subject to disclosure requirements that are substantially similar to the disclosure requirements regarding beneficial ownership or control over securities of Hydro One Limited or debt securities of Hydro One Inc. or HOHL for which such exemption was granted and such disclosure requirements require the aggregation of holdings by the Minister of Energy with other Non-Aggregated Holders. Substantially similar relief had previously been granted on June 6, 2017, which terminated in 2022.

US GAAP

On October 13, 2022, Hydro One was granted exemptive relief by the securities regulators in each province and territory of Canada that allows Hydro One to continue to report its financial results in accordance with US GAAP (the "Exemptive Relief"). The Exemptive Relief will remain in effect until the earliest to occur of the following: (i) January 1, 2027; (ii) if Hydro One ceases to have rate-regulated activities, the first day of Hydro One's financial year that commences after it ceases to have such rate-regulated activities; and (iii) the first day of Hydro One's financial year that commences on or following the later of: (a) the effective date prescribed by the International Accounting Standards Board (IASB) for the mandatory application of a standard within International Financial Reporting Standards specific to entities with rate-regulated activities (the "Mandatory Rate-regulated Standard"); and (b) two years after the IASB publishes the final version of a Mandatory Rate-regulated Standard. In January 2021, the IASB published Exposure Draft – *Regulatory Assets and Liabilities* (the "Exposure Draft"). The effective date for mandatory application of the eventual final standard, if any, is not yet determinable and the Company continues to monitor the developments of the Exposure Draft and determine the potential impacts to the Company's financial statements.

Hydro One is also permitted to report its financial results in accordance with US GAAP by virtue of being, and for so long as it remains, an "SEC issuer" (within the meaning of National Instrument 52-107 – *Acceptable Accounting Principles and Auditing Standards*). There can be no assurance that Hydro One will remain an SEC issuer indefinitely.

Chapleau Hydro Purchase Agreement

On November 6, 2023, Hydro One Networks and Chapleau Public Utilities Corporation (Chapleau Hydro) signed a definitive agreement for Hydro One Networks to acquire Chapleau Hydro's distribution business to serve electricity customers within the Township of Chapleau. The agreement includes purchasing substantially all of Chapleau Hydro's electricity distribution assets. Chapleau Hydro is owned by the Township of Chapleau. Hydro One Networks is expected to pay approximately \$2.3 million for the transaction, subject to adjustments. The acquisition is conditional upon the satisfaction of customary closing conditions and approval by the OEB. On November 20, 2023, Hydro One filed a Mergers, Amalgamations, Acquisitions and Divestitures (MAAD) application with the OEB to seek approval for the transaction. A decision from the OEB is pending.

Building Broadband Faster Act, 2021

In March 2021, the Province introduced Bill 257, Supporting Broadband and Infrastructure Expansion Act, 2021, to create a new act entitled the Building Broadband Faster Act, 2021 (BBFA) that is aimed at supporting the timely deployment of broadband infrastructure within unserved and underserved rural Ontario communities. Bill 257 received Royal Assent on April 12, 2021. Bill 257 amended the *Ontario Energy Board Act, 1998* (OEBA) to provide the Province with regulation-making authority regarding the development of, access to, or use of electricity infrastructure for non-electricity purposes. The BBFA Guideline and two regulations informing the legislative changes were also published in 2021, with a third regulation on annual wireline attachment rate for telecommunications carriers being issued in December 2021. The most recent Order and Decision on November 2022 from the OEB adjusts the annual wireline attachment rate to \$36.05 per attacher per pole.

In March 2022, the Province introduced Bill 93 (Getting Ontario Connected Act, 2022). Bill 93 received Royal Assent on April 14, 2022. Bill 93 amends the BBFA to ensure that organizations that own underground utility infrastructure near a designated high-speed internet project provide timely access to their infrastructure data, which would allow internet service providers to quickly start work on laying down underground high-speed internet infrastructure.

A regulation regarding electricity infrastructure and designated broadband projects under the OEBA (O.Reg. 410/22) came into force on April 21, 2022. On July 7, 2022, the OEB established a deferral account for rate-regulated distributors to record incremental costs associated with carrying out activities pertaining to designated broadband projects. In September 2022, the Company launched its choice-based operating model to provide internet service providers with choices on how to access the Company's infrastructure in order to effectively execute designated broadband projects. On March 28, 2023, the Province amended the OEBA (O.Reg. 410/22) with respect to performance timelines associated with designated broadband projects.

Management's Discussion and Analysis

On August 14, 2023, the third edition of the BBFA Guideline was issued with amendments providing additional guidance to support the implementation of legislative and regulatory requirements, including a framework to support cost sharing for pole attachments and make-ready work.

The Company continues to be engaged with the Province and the OEB on implementing an appropriate regulatory framework to support the published BBFA Guideline and regulations, including arrangements to sustain the Company's revenues and recovery of reasonable associated costs.

Supporting Critical Transmission Infrastructure in Southwestern Ontario

On May 9, 2022, Hydro One Networks filed a leave-to-construct application seeking OEB approval for the Chatham to Lakeshore Transmission Line project in Southwestern Ontario. On November 24, 2022, the OEB issued its Decision and Order granting leave to construct as requested in the application, with standard conditions of approval. On December 28, 2022, the Haudenosaunee Development Institute (HDI) filed an appeal to the Divisional Court, under s.22 of the OEBA, of this decision. The appeal, among other items, asked to set aside the OEB's decision granting Hydro One approval to construct the Chatham to Lakeshore Transmission Line project and to deny the application. The HDI filed their appeal materials on March 1, 2023. The OEB and Hydro One filed their responding materials on May 1, 2023.

On June 8, 2023, all parties mutually agreed to a dismissal of the appeal without costs, and the appeal was dismissed by the Divisional Court on June 12, 2023. On June 15, 2023, Hydro One commenced construction of the Chatham to Lakeshore Transmission Line Project, which was expected to be in-service by the end of 2025.

On November 3, 2023, the Company announced a revision to the anticipated in-service date and estimated cost of the project. The Chatham to Lakeshore Transmission Line project is now expected to be in-service by December 2024 and completed for a total cost of \$253 million.

Supporting Critical Transmission Infrastructure in Northwestern Ontario

In 2013, the Province issued an Order in Council with a directive from the Minister of Energy to the OEB, requiring Hydro One Networks to develop and seek approvals for the Northwest Bulk Transmission Line (now the Waasigan Transmission Line). In response to the 2013 directive, the OEB amended Hydro One Networks' transmission license in 2014 to develop and seek approval for the project. Hydro One is currently undertaking an environmental assessment which includes both phases of the project (see section "Major Transmission Capital Investment Projects"). On November 9, 2023, the Final Environmental Assessment was filed with the Ministry of Environment Climate and Parks for review and approval. Hydro One has agreements with nine First Nation communities providing them the opportunity to acquire 50% ownership in the transmission line component of the project.

On April 25, 2023, the Company received a letter from the IESO confirming the need for reliable electricity in Northwestern Ontario. In this letter, the IESO recommends that Phase 2 of the Waasigan Transmission Line project, a single-circuit 230 kilovolt transmission line between Mackenzie Transformer Station in the Town of Atikokan and

Dryden Transformer Station in the City of Dryden, should be in-service as soon as practically possible following Phase 1 of the project. This follows an IESO letter received in May 2022 in which it recommended construction of Phase 1 to proceed with an in-service date as close to the end of 2025 as possible.

On July 31, 2023, Hydro One Networks filed a leave-to-construct application seeking OEB approval for the Waasigan Transmission Line Project. See section "Major Transmission Capital Investment Projects".

Supporting Critical Transmission Infrastructure in Northeastern and Eastern Ontario

On July 10, 2023, the Ministry of Energy (Ministry) announced a proposal to take certain actions to facilitate the timely development of three transmission projects across Northeastern and Eastern Ontario. The Ministry proposed to bring forward an Order in Council that would, if approved, declare the following transmission projects, recommended to be in-service by 2029, to be priority projects under s. 96.1 (1) of the OEBA:

- The Mississagi to Third Line – a 230-kilovolt transmission line that is expected to run approximately 75 kilometres from Mississagi Transformer Station (west of Sudbury) to Third Line Transformer Station (Sault Ste Marie);
- The Hanmer to Mississagi Line – a 500-kilovolt transmission line that is expected to run approximately 205 kilometres from Hanmer Transformer Station (Greater Sudbury) to Mississagi Transformer Station (west of Sudbury); and
- The Greater Toronto Area East Line – a 230-kilovolt transmission line that is expected to run approximately 50 kilometres from either Cherrywood Transformer Station (Pickering) or Clarington Transformer Station (Oshawa) into Dobbin Transformer Station (Peterborough).

At the same time, the Ministry also proposed to bring forward an Order in Council and companion Directive, pursuant to s. 28.6.1 of the OEBA that would, if approved, direct the OEB to amend Hydro One Networks' transmission licence to require it to undertake development work and seek all necessary approvals to construct the three projects listed above. The 60-day consultation period ended on September 8, 2023.

On October 23, 2023, the Minister of Energy directed the OEB to amend Hydro One Networks' licence to require it to develop and seek approvals for the three priority transmission line projects noted above. On November 14, 2023, further to the Ministry's Directive, the OEB amended Hydro One's electricity transmission licence to require it to develop and seek approvals for these Projects in accordance with the recommendations of the IESO.

Sustainability Report

The Hydro One 2022 Sustainability Report entitled "Enabling Ontario's Clean Energy Future" is available on the Company's website at www.hydroone.com/sustainability.

The 2022 Sustainability Report discloses the Company's environmental, social and governance performance and provides a better understanding of how Hydro One manages the opportunities and challenges associated with its business. The report also includes disclosure relating to the Company's current efforts in its priority areas of People, Planet and Community.

Management's Discussion and Analysis

Hydro One Board of Directors and Executive Leadership Team

Board of Directors

On June 2, 2023, Mitch Panciuk, Helga Reidel and Brian Vaasjo were elected to the Board of Hydro One. Their appointments replaced William (Bill) Sheffield, Blair Cowper-Smith and Russel Robertson who did not stand for re-election at the Annual General Meeting on June 2, 2023.

Executive Leadership Team

On January 10, 2023, Hydro One announced that the Board of Directors had approved the appointment of David Lebeter as President and Chief Executive Officer effective February 1, 2023. On February 1, 2023, Bill Sheffield stepped down from his role as Interim President and Chief Executive Officer, he continued in his role as a director of Hydro One until the Annual General Meeting on June 2, 2023 where he did not stand for re-election.

On April 13, 2023, Hydro One announced the appointment of Teri French as Executive Vice President (EVP), Operations and Customer Experience and Andrew Spencer as EVP, Capital Portfolio Delivery. On the same day, the Company announced expanded mandates for Megan Telford as EVP, Strategy, Energy Transition, Human Resources and Safety and Chris Lopez as EVP, Chief Financial and Regulatory Officer.

The following table sets out the number of Hydro One employees as at December 31, 2023:

	Regular Employees	Non-Regular Employees	Total
Power Workers' Union (PWU) ¹	4,079	550	4,629
Society of United Professionals (Society)	2,024	50	2,074
Canadian Union of Skilled Workers (CUSW) and construction building trade unions	—	1,550	1,550
Total employees represented by unions	6,103	2,150	8,253
Management and non-represented employees	941	19	960
Total employees ²	7,044	2,169	9,213

1 Includes 430 non-regular "hiring hall" employees covered by the PWU agreement.

2 The average number of Hydro One employees in 2023 was approximately 9,700, consisting of approximately 6,900 regular employees and approximately 2,800 non-regular employees.

Collective Agreements

On June 23, 2023 Hydro One reached a tentative agreement for the collective agreement with the PWU for Customer Service Operations which had expired on September 30, 2022. On the same date, Hydro One also reached a tentative agreement with the PWU for the main collective agreement that had expired on March 31, 2023. On August 16, 2023, PWU members ratified the main collective agreement for a term from April 1, 2023 to September 30, 2025. On August 21, 2023, PWU members ratified

On April 13, 2023, Paul Harricks announced his intention to retire and stepped down from his role as EVP, Chief Legal Officer. On the same day, Cassidy McFarlane was named General Counsel of Hydro One. Paul Harricks remained with Hydro One as a Senior Advisor to the Chief Executive Officer until December 31, 2023.

Effective June 30, 2023, Brad Bowness resigned as Chief Information Officer of Hydro One.

On January 2, 2024, Chris Lopez announced his intention to step down as EVP and Chief Financial and Regulatory Officer, effective June 30, 2024.

Hydro One Work Force

At December 31, 2023, Hydro One had a skilled and flexible work force of approximately 7,000 (2022 – 6,500) regular employees and 2,200 (2022 – 1,100) non-regular employees province-wide, comprising a mix of skilled trades, engineering, professional, managerial and executive personnel. Hydro One's regular employees are supplemented primarily by accessing a large external labour force available through arrangements with the Company's trade unions for contingent workers, sometimes referred to as "hiring halls", and also by access to contract personnel. The hiring halls offer Hydro One the ability to flexibly use highly trained and appropriately skilled workers on a project-by-project and seasonal basis.

the PWU Customer Service Operations collective agreement for a term from October 1, 2022 to September 30, 2025.

The collective agreement with the Society expired on March 31, 2023. On August 14, 2023, Hydro One and the Society of United Professionals announced a tentative settlement of a collective agreement for a term from April 1, 2023 to September 30, 2025. On September 11, 2023, the Society members ratified the collective agreement.

Stock-based Compensation

The Company granted Deferred Share Units (DSUs) and LTIP awards, consisting of Performance Share Units (PSUs) and Restricted Share Units (RSUs), to Directors, Management, and certain eligible employees. At December 31, 2023 and 2022, the following LTIP and other awards were outstanding:

December 31 (number of units)	2023	2022
PSUs	142,925	—
RSUs	186,971	—
Management DSUs	134,370	118,505
Director DSUs	94,624	99,939
Society RSUs	—	36,124

Management's Discussion and Analysis

Non-GAAP Financial Measures

Hydro One uses a number of financial measures to assess its performance. The Company presents FFO or "funds from operations" to reflect a measure of the Company's cash flow, and revenues, net of purchased power, to reflect revenues net of the cost of purchased power. FFO and revenues, net of purchased power, are non-GAAP financial measures which do not have a standardized meaning prescribed by GAAP and might not be comparable to similar measures presented by other entities. They should not be considered in isolation nor as a substitute for analysis of the Company's financial information reported under GAAP.

Hydro One also uses financial ratios that are non-GAAP ratios such as debt to capitalization ratio and earnings coverage ratio. Non-GAAP ratios do not have a standardized meaning prescribed by

The following table provides a reconciliation of GAAP (reported) results to non-GAAP (adjusted) results on a consolidated basis.

Year ended December 31 (millions of dollars)	2023	2022
Net cash from operating activities	2,412	2,260
Changes in non-cash balances related to operations	(252)	(61)
Distributions to noncontrolling interest	(10)	(10)
FFO	2,150	2,189

Revenues, Net of Purchased Power

Revenues, net of purchased power, is defined as revenues less the cost of purchased power; distribution revenues, net of purchased power, is defined as distribution revenues less the cost of purchased power.

The following tables provide a reconciliation of GAAP (reported) revenues to non-GAAP (adjusted) revenues, net of purchased power, on a consolidated basis.

Year ended December 31 (millions of dollars)	2023	2022
Revenues	7,844	7,780
Less: Purchased power	3,652	3,724
Revenues, net of purchased power	4,192	4,056

Year ended December 31 (millions of dollars)	2023	2022
Distribution revenues	5,582	5,660
Less: Purchased power	3,652	3,724
Distribution revenues, net of purchased power	1,930	1,936

Quarter ended (millions of dollars)	Dec 31, 2023	Sep 30, 2023	Jun 30, 2023	Mar 31, 2023	Dec 31, 2022	Sep 30, 2022	Jun 30, 2022	Mar 31, 2022
Revenues	1,979	1,934	1,857	2,074	1,862	2,031	1,840	2,047
Less: Purchased power	990	854	798	1,010	895	963	852	1,014
Revenues, net of purchased power	989	1,080	1,059	1,064	967	1,068	988	1,033

Quarter ended (millions of dollars)	Dec 31, 2023	Sep 30, 2023	Jun 30, 2023	Mar 31, 2023	Dec 31, 2022	Sep 30, 2022	Jun 30, 2022	Mar 31, 2022
Distribution revenues	1,459	1,329	1,285	1,509	1,371	1,458	1,314	1,517
Less: Purchased power	990	854	798	1,010	895	963	852	1,014
Distribution revenues, net of purchased power	469	475	487	499	476	495	462	503

GAAP and might not be comparable to similar measures presented by other entities. They should not be considered in isolation nor as a substitute for analysis of the Company's financial information reported under US GAAP.

FFO

FFO is defined as net cash from operating activities, adjusted for (i) changes in non-cash balances related to operations, (ii) dividends paid on preferred shares, and (iii) distributions to noncontrolling interest. Management believes that FFO is helpful as a supplemental measure of the Company's operating cash flows as it excludes timing-related fluctuations in non-cash operating working capital and cash flows not attributable to common shareholders. As such, management believes that FFO provides a consistent measure of the cash generating performance of the Company's assets.

These measures are used internally by management to assess the impacts of revenue on net income and are considered useful because they exclude the cost of power that is fully recovered through revenues and therefore net income neutral.

Management's Discussion and Analysis

Debt to Capitalization Ratio

The Company believes that the debt to capitalization ratio is an important non-GAAP ratio in the management of its debt levels. This non-GAAP ratio does not have a standardized meaning under US GAAP and may not be comparable to similar measures presented by other entities. Debt to capitalization ratio has been calculated as total debt (including total long-term debt and short-term borrowings, net of cash and cash equivalents) divided by total debt plus total shareholders' equity, but excluding any amounts related to noncontrolling interest. Management believes that the debt to capitalization ratio is helpful as a measure of the proportion of debt in the Company's capital structure.

Year ended December 31 (millions of dollars)	2023	2022
Short-term notes payable	279	1,374
Less: cash and cash equivalents	(79)	(530)
Long-term debt (current portion)	700	733
Long-term debt (long-term portion)	14,710	13,030
Total debt (A)	15,610	14,607
Shareholders' equity (excluding noncontrolling interest)	11,680	11,306
Total debt plus shareholders' equity (B)	27,290	25,913
Debt-to-capitalization ratio (A/B)	57.2%	56.4%

Earnings Coverage Ratio

Earnings coverage ratio is defined as earnings before income taxes and financing charges attributable to shareholders, divided by the sum of financing charges and capitalized interest, and is calculated on a rolling twelve-month basis. The Company believes that the earnings coverage ratio is an important non-GAAP measure in the management of its liquidity. This non-GAAP ratio does not have a standardized meaning under US GAAP and may not be comparable to similar measures presented by other entities.

Quarter ended (millions of dollars)	Dec 31, 2023	Sep 30, 2023	Jun 30, 2023	Mar 31, 2023	Dec 31, 2022	Sep 30, 2022	Jun 30, 2022	Mar 31, 2022
Net income to common								
shareholders	181	357	265	282	178	307	255	310
Income tax expense	13	36	65	64	41	100	68	79
Financing charges	147	143	144	136	128	122	119	117
Earnings before income taxes and financing charges attributable to common shareholders	341	536	474	482	347	529	442	506
Twelve months ended (millions of dollars)	Dec 31, 2023	Sep 30, 2023	Jun 30, 2023	Mar 31, 2023	Dec 31, 2022	Sep 30, 2022	Jun 30, 2022	Mar 31, 2022
Earnings before income taxes and financing charges attributable to common shareholders (A)	1,833	1,839	1,832	1,800	1,824	1,814	1,774	1,700
Quarter ended (millions of dollars)	Dec 31, 2023	Sep 30, 2023	Jun 30, 2023	Mar 31, 2023	Dec 31, 2022	Sep 30, 2022	Jun 30, 2022	Mar 31, 2022
Financing charges	147	143	144	136	128	122	119	117
Capitalized interest	19	20	18	15	16	16	16	15
Financing charges and capitalized interest	166	163	162	151	144	138	135	132
Twelve months ended (millions of dollars)	Dec 31, 2023	Sep 30, 2023	Jun 30, 2023	Mar 31, 2023	Dec 31, 2022	Sep 30, 2022	Jun 30, 2022	Mar 31, 2022
Financing charges and capitalized interest (B)	642	620	595	568	549	544	539	524
Earnings coverage ratio = A/B	2.9	3.0	3.1	3.2	3.3	3.3	3.3	3.2

Management's Discussion and Analysis

Related Party Transactions

The Province is a shareholder of Hydro One with approximately 47.1% ownership at December 31, 2023. The IESO, OPG, Ontario Electricity Financial Corporation (OEFC), and the OEB are related parties to Hydro One because they are controlled or significantly influenced by the Ministry. OCN LP is a joint-venture limited partnership between a subsidiary of Hydro One and OPG. The following is a summary of the Company's related party transactions during the years ended December 31, 2023 and 2022:

Year ended December 31 (millions of dollars)

Related Party	Transaction	2023	2022
Province	Dividends paid	330	312
IESO	Power purchased	2,297	2,374
	Revenues for transmission services	2,195	2,062
	Amounts related to electricity rebates	897	1,031
	Distribution revenues related to rural rate protection	250	247
	Distribution revenues related to supply of electricity to remote northern communities	46	35
	Distribution revenues related to Wataynikaneyap Power LP	54	—
	Funding received related to CDM programs	3	3
OPG	Power purchased	16	20
	Transmission revenues related to provision of services and supply of electricity	2	2
	Distribution revenues related to provision of services and supply of electricity	5	5
	Other revenues related to provision of services and supply of electricity	1	1
	Capital contribution received from OPG	5	5
	Costs related to the purchase of services	2	2
OEFC	Power purchased from power contracts administered by the OEFC	1	2
OEB	OEB fees	12	10
OCN LP¹	Investment in OCN LP	—	4

¹ OCN LP owns and operates electric vehicle fast charging stations across Ontario, under the Ivy Charging Network brand.

Risk Management and Risk Factors

Hydro One is subject to numerous risks and uncertainties. Critical to Hydro One's success is the identification, management and, to the extent possible, mitigation of these risks. Hydro One's Enterprise Risk Management program assists decision-makers throughout the organization with the management of key business risks, including new and emerging risks and opportunities.

The material risks relating to Hydro One and its business that the Company believes would be the most likely to influence an investor's decision to purchase Hydro One's securities are set out in the risk factors below. These risks, if they materialize, could have a materially adverse effect on the Company or its business, financial condition, or results of operations. This list is not a comprehensive list of all the risks to the Company, and the actual effect of any of the risks cited below could be materially different from what is described below. Additionally, other risks may arise or risks currently not considered material may become material in the future.

Risks Relating to Hydro One's Business

Regulatory Risks and Risks Relating to Hydro One's Revenues

Risks Relating to Actual Performance Against Forecasts

The Company's ability to recover the actual costs of providing service and earn the allowed ROE depends on the Company achieving its forecasts established and approved in the rate-setting process. Actual costs could exceed the approved forecasts if, for example, the Company incurs operations, maintenance, administration, capital and financing costs above those included in the Company's approved revenue requirement. The inability to recover any significant difference

between forecast and actual expenses and to obtain associated regulatory approvals to recover the difference could materially adversely affect the Company's financial condition and results of operations.

Further, the OEB approves the Company's transmission and distribution rates based on projected electricity load and consumption levels, among other factors. If actual load or consumption materially falls below projected levels, the Company's revenue, net income and cash flows for either, or both, of these businesses could be materially adversely affected.

The Company's current revenue requirements for its transmission and distribution businesses are based on cost and other assumptions, including inflation, that may not materialize. There is no assurance that the OEB would allow rate increases sufficient to offset unfavourable financial impacts from unanticipated changes in electricity demand or in the Company's costs.

The Company is subject to risk of revenue loss from other factors, such as economic trends and conditions, changes in service territory, and weather conditions that influence the demand for electricity. The Company's overall operating results may fluctuate substantially on a seasonal and year-to-year basis based on these trends and weather conditions. For instance, a cooler than normal summer or warmer than normal winter can be expected to reduce demand for electricity below that forecast by the Company, causing a decrease in the Company's revenues, net income and cash flows as compared to the same period of the previous year.

The Company's load could also be negatively affected by successful CDM programs whose results exceed forecasted expectations.

Management's Discussion and Analysis

Risks Relating to Non-Rate Applications to the OEB

In addition to the matters described in the "Risks Relating to Obtaining Rate Orders" subsection below, the Company is also subject to the risk that it will not obtain, or will not obtain in a timely manner, required regulatory approvals for other matters, such as leave to construct applications, applications for mergers, acquisitions, amalgamations and divestitures, and environmental approvals. Appeals of OEB decisions and/or the need to obtain required occupation rights may result in significant delays, which could also lead to increased costs and project delays.

Decisions to acquire or divest other regulated businesses licensed by the OEB are subject to OEB approval. Accordingly, there is the risk that such matters may not be approved, that the Company may not be selected to build new transmission as part of a competitive process, or that unfavourable conditions will be imposed by the OEB.

Hydro One may face increased competition with other transmitters for opportunities to build new, large-scale transmission facilities in Ontario. The Company is subject to the risk that it will not be selected to build new transmission in Ontario, which could impair growth, disrupt operations and/or development, or have other adverse impacts.

Risks Relating to Rate-Setting Models for Transmission and Distribution

The OEB approves and periodically changes the rate-setting models and methodology for the transmission and distribution businesses. Changes to the application type, filing requirements, rate-setting model or methodology, or revenue requirement determination may have a material negative impact on Hydro One's revenue and net income. For example, the OEB may in the future decide to reduce the allowed ROE for either of these businesses, modify the formula or methodology it uses to determine the ROE, or reduce the weighting of the equity component of the deemed capital structure. Any such reduction could reduce the net income of the Company. Similarly, the OEB may in the future consider other utility remuneration models, and any such change could affect Hydro One's revenue and net income.

The OEB's Custom Incentive Rate-setting model requires that the term of a custom rate application be for multi-year periods. There are risks associated with forecasting key inputs such as revenues, operating expenses and capital over such a long period. For instance, if unanticipated capital expenditures arise that were not contemplated in the Company's most recent rate decision, the Company may be required to incur costs that may not be recoverable until a future period or not recoverable at all in future rates. This could have a material adverse effect on the Company.

When rates are set for a multi-year period, including under a Custom Incentive Rate application, the OEB expects there to be no further rate applications for annual updates within the multi-year period, unless it is consistent with OEB approved funding mechanisms or there are exceptional circumstances, with the exception of the clearance of established deferral and variance accounts. For example, the OEB does not expect to address annual rate applications for updates for cost of capital (including ROE), working capital allowance or sales volumes. If there were an increase in interest rates over the period of a rate decision and no corresponding changes were permitted to the Company's revenue requirement (including cost of capital parameters), then the result could be a decrease in the Company's financial performance.

To the extent that the OEB approves an in-service variance account for the transmission and/or distribution businesses, and should the Company fail to meet the threshold levels of in-service capital, the OEB may reclaim a corresponding portion of the Company's revenues.

Risks Relating to Capital Expenditures

In order to be recoverable in rates, capital expenditures require the approval of the OEB. There can be no assurance that all capital expenditures, including any imposed by or resulting from government or regulatory bodies, incurred by Hydro One will be approved by the OEB. For example, capital cost overruns including those due to economic trends and conditions including inflation, unexpected capital expenditures in maintaining or improving the Company's assets, unexpected costs as a result of proposed legislation, including that relating to the expansion of broadband service in Canada, may not be recoverable in transmission or distribution rates. To the extent possible, Hydro One aims to mitigate this risk by ensuring expenditures are reasonable and prudent, and also by seeking from the regulator clear policy direction on cost responsibility, and by obtaining pre-approval of the need for capital expenditures.

Any regulatory decision by the OEB to disallow or limit the recovery of any capital expenditures would lead to a lower-than-expected approved revenue requirement or rate base, potential asset impairment or charges to the Company's results of operations, any of which could have a material adverse effect on the Company.

Risks Relating to Obtaining Rate Orders

The Company is subject to the risk that the OEB will not approve the Company's transmission and distribution revenue requirements requested in outstanding or future applications for rates. Rate applications for revenue requirements are subject to the OEB's review process, usually involving participation from intervenors and a public hearing process. There can be no assurance that resulting decisions or rate orders issued by the OEB will permit Hydro One to recover all costs actually incurred, including the costs of debt and income taxes, or to earn a particular ROE. A failure to obtain acceptable rate orders, or approvals of appropriate returns on equity and the ability to recover in rates costs actually incurred, may materially adversely affect: Hydro One's transmission and distribution businesses, the undertaking or timing of capital expenditures, ratings assigned by credit rating agencies, the cost and issuance of long-term debt, and other matters, any of which may in turn have a material adverse effect on the Company. In addition, there is no assurance that the Company will receive regulatory decisions in a timely manner and, therefore, the Company may incur costs before having an approved revenue requirement and cash flows could be impacted. The Company is also subject to the risk that the OEB could change the regulatory treatment of certain costs which may affect the Company's accounting treatment of and ability to recover such costs.

Risk of Recoverability of Total Compensation Costs

Hydro One manages all of its total compensation costs, including pension and other post-employment and post-retirement benefits (OPEBs), subject to restrictions and requirements imposed by the collective bargaining process and legislative requirements. Any element of total compensation costs which is disallowed in whole or part by the OEB and therefore not recoverable from customers in rates could

Management's Discussion and Analysis

result in costs which could be material and could decrease net income, which could have a material adverse effect on the Company. The OEBA prohibits Hydro One from recovering specified executive compensation costs in its rates.

The Company provides OPEBs, including workers' compensation benefits and long-term disability benefits to qualifying employees. Hydro One currently maintains the accrual accounting method with respect to OPEBs. If the OEB directed Hydro One to transition to a different accounting method for OPEBs or otherwise adjusted the basis of recovery for OPEB costs, this could result in income volatility, due to an inability of the Company to book the difference between the accrual and cash as a regulatory asset, and the Company might not be able to recover some costs. A determination that some of the Company's post-employment and post-retirement benefit costs are not recoverable could have a material adverse effect on the Company.

Risks Relating to Government Action

The Province is, and is likely to remain, the largest shareholder in Hydro One Limited. The Province may be in a position of conflict from time to time as a result of being an investor in Hydro One Limited and also being a government actor setting broad policy objectives in the electricity industry. Government actions may not be in the interests of the Company or investors.

Governments may pass legislation or issue regulations at any time, including legislation or regulation impacting Hydro One, which could have potential material adverse effects on Hydro One and its business. Such government actions may include, but are not limited to, legislation, regulation, directives or shareholder action intended to reduce electricity rates, place constraints on compensation, or affect the governance of Hydro One. Such government actions could adversely affect the Company's financial condition and results of operations, as well as public opinion and the Company's reputation. Government action may also hinder Hydro One's ability to pursue its strategy and/or objectives.

The Province has in the past passed legislation to place limits on executive compensation at Hydro One and there is no guarantee they may not do so in the future. Potential involvement by the Province in the Company's executive compensation practices may inhibit the Company's ability to attract and retain qualified executive talent, which may also impact the Company's performance, strategy and/or objectives. The failure to attract and retain qualified executives could have a material adverse effect on the Company.

Government action may also impact the Company's credit ratings as the Company's credit ratings reflect, in part, the rating agencies' assessment of government involvement in the business of Hydro One. The Company cannot predict what actions rating agencies may take in the future, positive or negative, including in response to government action or inaction relating to or impacting Hydro One. The failure to maintain the Company's current credit ratings could adversely affect the Company's financial condition and results of operations, and a downgrade in the Company's credit ratings could restrict the Company's ability to access debt capital markets and increase the Company's cost of debt.

Indigenous Claims Risk

Some of the Company's current and proposed transmission and distribution assets are or may be located on reserve (as defined in the *Indian Act* (Canada)) (Reserve) lands, or lands over which Indigenous people have Aboriginal, treaty, or other legal rights or claims. Some Indigenous leaders, communities, and their members have made assertions related to sovereignty and jurisdiction over Reserve lands and traditional territories (land traditionally occupied or used by a First Nation, Métis or Inuit group) and can assert their claims through the courts, tribunals, or direct action. These claims, and/or the settlement or resolution of these claims could have a material adverse effect on the Company or otherwise materially adversely impact the Company's operations, including the development of current and future projects.

The Company's operations and activities may give rise to the Crown having a duty to consult and potentially accommodate Indigenous communities. Procedural aspects of the Crown's duty to consult may be delegated to the Company by the Province or the federal government. A perceived failure by the Crown to sufficiently consult an Indigenous community, including communities with a traditional governance model not recognized under the *Indian Act* (Canada), or a perceived failure by the Company in relation to delegated consultation obligations, could result in legal challenges against the Crown and/or the Company, including judicial review or injunction proceedings, or could potentially result in direct action against the Company by a community or its citizens. If this occurs, it could disrupt or delay the Company's operations and activities, including current and future projects, and have a material adverse effect on the Company.

Risk from Transfer of Assets Located on Reserves

The transfer orders by which the Company acquired certain of Ontario Hydro's businesses as of April 1, 1999 did not transfer title to assets located on Reserves. The transfer of title to these assets did not occur because authorizations originally granted by the federal government for the construction and operation of these assets on Reserves could not be transferred without required consent. In several cases, the authorizations had either expired or had never been issued.

Currently, OEFC holds legal title to these assets and it is expected that the Company will manage them until it has obtained permits to complete the title transfer. To occupy Reserves, the Company must have valid permits as required by the *Indian Act* (Canada). For each permit, the Company may need to negotiate (an) agreement(s) with the First Nation, OEFC and any members of the First Nation who have occupancy rights. Any such agreement(s) include provisions whereby the First Nation consents to the issuance of a permit. For transmission assets, the Company must negotiate terms of payment. It is difficult to predict the aggregate amount that the Company may have to pay to obtain the required agreements from First Nations. If the Company cannot reach satisfactory agreements with the relevant First Nation to obtain federal permits, or is unable to obtain the actual federal permits for any other reason, it may have to relocate these assets to other locations and restore the lands at a cost that could be substantial. In a limited number of cases, it may be necessary to abandon a line and replace it with diesel generation facilities. In either case, the costs relating to these assets could have a material adverse effect on the Company if the costs are not recoverable in future rate orders.

Management's Discussion and Analysis

Compliance with Laws and Regulations

Hydro One must comply with numerous laws and regulations affecting its business, including requirements relating to transmission and distribution companies, environmental laws, employment laws and health and safety laws. The failure of the Company to comply with these laws could have a material adverse effect on the Company's business. See also "Environment Risk" and "Health and Safety Risk".

For example, Hydro One's licensed transmission and distribution businesses are required to comply with the terms of their licences, with codes and rules issued by the OEB, and with other regulatory requirements. In Ontario, the Market Rules issued by the IESO require the Company to, among other things, comply with applicable reliability standards established by the North American Electric Reliability Corporation (NERC) and Northeast Power Coordinating Council, Inc. (NPCC). The costs associated with compliance with these reliability standards are expected to be recovered through rates, but there can be no assurance that the OEB will approve the recovery of all of such costs. Failure to obtain such approvals could have a material adverse effect on the Company.

There is the risk that new legislation, regulations, requirements or policies will be introduced in the future or that regulatory bodies may change or modify the regulations or rules that apply to the Company. These may reduce Hydro One's revenue, or may require Hydro One to incur additional costs, which may or may not be recovered in future transmission and distribution rates.

Risk of Natural and Other Unexpected Occurrences

The Company's facilities are exposed to the effects of severe weather conditions, natural disasters, man-made events including, but not limited to, cyber and physical terrorist type attacks, events which originate from third-party connected systems, and any other potentially catastrophic events. The Company's facilities may not withstand occurrences of these types in all circumstances.

The Company could also be subject to claims for damages from events which may be proximately connected with the Company's assets (for example, wild fires), claims for damages caused by its failure to transmit or distribute electricity, costs related to ensuring its continued ability to transmit or distribute electricity or costs related to information or cyber security.

The Company does not have insurance for damage to its transmission and distribution wires, poles and towers located outside its transmission and distribution stations resulting from these or other events. Where insurance is available for the Company's other assets and for damage claims and cyber security claims, such insurance coverage may have deductibles, limits and/or exclusions that may still expose the Company to material losses. Losses from lost revenues and repair costs could be substantial, especially for many of the Company's facilities that are located in remote areas.

In the event that the Company is unable to recover such costs, this could have a material adverse effect on the Company.

Risk Associated with IT, Operational Technology (OT) Infrastructure, and Data Security

The Company's ability to operate effectively in the Ontario electricity market is, in part, dependent upon it developing, modernizing, maintaining and managing complex IT and OT systems which are employed to operate and monitor its transmission and distribution facilities, financial and billing systems and other business systems. The Company's increasing reliance on information systems and expanding data networks, as well as growing volume and complexity of data, increases its vulnerability, and exposure to information security threats. The Company's transmission business is required to comply with various rules and standards for transmission reliability, including mandatory standards established by the NERC and the NPCC. These include standards relating to cyber-security and OT, which only apply to certain of the Company's assets (generally being those whose failure could impact the functioning of the bulk electricity system). The Company may maintain different or lower levels of security for its assets that are not subject to these mandatory standards. The Company must also comply with various cyber-security and privacy-related regulatory requirements under the OEB's Ontario Cyber Security Framework and legislative and licence requirements relating to the collection, use and disclosure of personal information and information regarding consumers, wholesalers, generators and retailers.

Cyber-attacks or unauthorized access to corporate IT and OT systems could result in service disruptions and system failures, which could have a material adverse effect on the Company, including as a result of a failure to provide electricity to customers. Because it operates critical infrastructure, Hydro One may be at greater risk of cyber-attacks from third parties (including state run or controlled parties) that could impair or incapacitate its assets. In addition, in the course of its operations, the Company collects, uses, processes and stores information which could be exposed in the event of a cyber-security incident or other unauthorized access or disclosure, such as information about customers, suppliers, counterparties, employees and other third parties.

Security and system disaster recovery controls are in place; however, there can be no assurance that there will not be system failures or security breaches or that such threats would be detected or mitigated on a timely basis. Upon occurrence and detection, the focus would shift from prevention to isolation, remediation and recovery until the incident has been fully addressed. Any such system failures or security breaches could have a material adverse effect on the Company.

Environment Risk

The Company is subject to extensive Canadian federal, provincial and municipal environmental regulation. Failure to comply could subject the Company to fines or other penalties. In addition, the presence or release of hazardous or other harmful substances could lead to claims by third parties or governmental orders requiring the Company to take specific actions such as investigating, controlling and remediating the effects of these substances. Although Hydro One is not a large emitter of greenhouse gases, the Company monitors its emissions to track and report on all sources, including sulphur hexafluoride or "SF6". The Company could be subject to costs and other risks related to emissions. Contamination of the Company's properties could limit its ability to sell or lease these assets in the future.

Management's Discussion and Analysis

In addition, actual future environmental expenditures may vary materially from the estimates used in the calculation of the environmental liabilities provided for in the Company's financial statements. The Company does not have insurance coverage for these environmental expenditures.

There is also risk associated with obtaining governmental approvals, permits, or renewals of existing approvals and permits related to constructing or operating facilities. This may require environmental assessment or result in the imposition of conditions, or both, which could result in delays and cost increases. Failure to obtain necessary approvals or permits could result in an inability to complete projects which may have a material adverse effect on the Company.

The Company's facilities are exposed to the effects of severe weather conditions and natural disasters. The Company recognizes the risks associated with potential climate change and has developed plans to respond as appropriate. Climate change may have the effect of shifting weather patterns and increasing the severity and frequency of extreme weather events and natural disasters, which could impact Hydro One's business. The Company's facilities may not withstand occurrences of these types in all circumstances. Notwithstanding Hydro One's efforts to adapt and increase grid resilience, the Company's facilities are exposed to risks which may have an adverse effect on grid resilience. The Company could also be subject to claims for damages from events which may be proximately connected with the Company's assets (for example, wild fires), claims for damages caused by its failure to transmit or distribute electricity or costs related to ensuring its continued ability to transmit or distribute electricity. The Company does not have insurance for damage to its transmission and distribution wires, poles and towers located outside its transmission and distribution stations resulting from these or other events. Where insurance is available for the Company's other assets and for damage claims, such insurance coverage may have deductibles, limits and/or exclusions that may still expose the Company to material losses.

Losses from lost revenues and repair costs could be substantial, especially for many of the Company's facilities that are located in remote areas.

In the event that the Company is unable to recover such costs, this could have a material adverse effect on the Company.

Labour Relations Risk

A substantial majority of the Company's employees are unionized and are primarily represented by either the PWU or the Society. Over the past several years, significant effort has been expended to increase Hydro One's flexibility to conduct operations in a more cost-efficient manner. Although the Company has achieved improved flexibility in its collective agreements, the Company may not be able to achieve further improvements, or at least not without increasing the risk of labour disruption. The Company reached an agreement with the Society to renew the collective agreement, covering the period from April 1, 2023 to September 30, 2025. The Company reached a main collective agreement with the PWU, covering the period from April 1, 2023 to September 2025, and a Customer Service Operations collective agreement with the PWU covering the period from October 1, 2022 to September 30, 2025. Hydro One's collective agreement with the CUSW covers the period from May 1, 2022 to April 30, 2026. Additionally, The Electrical Power Systems Construction Association (EPSCA) and a number of building trade unions have agreements, to which Hydro One is bound, covering the period from May 1, 2020 to April 30, 2025.

Future negotiations with unions present the risk of a labour disruption or dispute, risk to the Company's ability to sustain the continued supply of electricity to customers, as well as potential risks to public safety and reputation. The Company also faces financial risks related to its ability to negotiate collective agreements consistent with its rate orders. Any of these could have a material adverse effect on the Company.

Risks Relating to Asset Condition, Capital Projects and Innovation

The Company continually incurs sustainment and development capital expenditures and monitors the condition of its assets to manage the risk of equipment failures and to determine the need for and timing of major refurbishments and replacements of its transmission and distribution infrastructure.

While traditionally a mature and stable industry, the electricity industry is facing rapid and dramatic technological change and increasing innovation, the consequences of which could have a material adverse effect on the Company, including a reduction in revenue.

Execution of the Company's capital expenditure programs is partially dependent on external factors, such as OEB approvals; environmental approvals; municipal permits; equipment outage schedules that accommodate the IESO, generators and customers; other interrelated projects being on schedule; supply chain availability and/or cost and schedule variability for equipment suppliers, contracted services, and consulting services; and availability of contractor resources including in relation to workforce and equipment. Many of these external factors are beyond the Company's control. There may also be a need for, among other things, *Environmental Assessment Act* (Ontario) approvals, approvals which require public meetings, appropriate engagement with Indigenous communities, OEB approvals of expropriation or early access to property, and other activities. Obtaining approvals and carrying out these processes may also be impacted by opposition to the proposed site of the capital investments. Delays in obtaining required approvals or failure to complete capital projects on a timely basis, or at all, could materially adversely affect transmission reliability or customers' service quality or increase maintenance costs which could have a material adverse effect on the Company. Failure to receive approvals for projects when spending has already occurred would result in the inability of the Company to recover the investment in the project as well as forfeit the anticipated return on investment. The assets involved may be considered impaired and result in the write off of the value of the asset, negatively impacting net income. If the Company is unable to carry out capital expenditure plans in a timely manner, equipment performance may degrade, which may reduce network capacity, result in customer interruptions, compromise the reliability of the Company's networks or increase the costs of operating and maintaining these assets. Any of these consequences could have a material adverse effect on the Company.

Increased competition for the development of large transmission projects and legislative changes relating to the selection of transmitters could impact the Company's ability to expand its existing transmission system, which may have an adverse effect on the Company. To the extent that other parties are selected to construct, own and operate new transmission assets, the Company's share of Ontario's transmission network would be reduced. Any delays in these new transmitters' projects may impact the Company's own projects that it is undertaking to in-service these new transmission assets.

Management's Discussion and Analysis

Work Force Demographic Risk

By the end of 2023, approximately 9% of the Company's employees who are members of the Company's defined benefit and defined contribution pension plans were eligible for retirement, and by the end of 2024, approximately 10% could be eligible. These percentages are not evenly spread across the Company's work force, but tend to be most significant in the most senior levels of the Company's staff and among management staff. During 2023, approximately 2% of the Company's work force (reduction from 4% in 2022) elected to retire. Accordingly, the Company's continued success will be tied to its ability to continue to attract and retain sufficient qualified staff to replace the capability lost through retirements and meet the demands of the Company's work programs.

In addition, the Company expects the skilled labour market for its industry will remain highly competitive. Many of the Company's current and potential employees are sought after as they possess skills and experience that are also highly coveted by other organizations inside and outside the electricity sector. The failure to attract, retain and deploy qualified personnel for Hydro One's business could have a material adverse effect on the Company.

Risk Associated with Arranging Debt Financing

The Company expects to borrow to repay its existing indebtedness and to fund a portion of capital expenditures. Hydro One Inc. has substantial debt principal repayments coming due, including \$700 million in 2024, \$1,150 million in 2025 and \$925 million in 2026. In addition, from time to time, the Company may draw on its syndicated bank lines and/or issue short-term debt under Hydro One Inc.'s \$2,300 million commercial paper program which would mature within one year of issuance. The Company also plans to incur continued material capital expenditures for each of 2024 and 2027. Cash generated from operations, after the payment of expected dividends, will not be sufficient to fund the repayment of the Company's existing indebtedness and capital expenditures. The Company's ability to arrange sufficient and cost-effective debt financing could be materially adversely affected by numerous factors, including the regulatory environment in Ontario, the Company's results of operations and financial position, market conditions, the ratings assigned to its debt securities by credit rating agencies, an inability of the Company to comply with its debt covenants, and general economic conditions (such as, among other things, changes in interest rates). A downgrade in the Company's credit ratings could restrict the Company's ability to access debt capital markets and increase the Company's cost of debt. Any failure or inability on the Company's part to borrow the required amounts of debt on satisfactory terms could impair its ability to repay maturing debt, fund capital expenditures and meet other obligations and requirements and, as a result, could have a material adverse effect on the Company. Increasing investor interest in ESG performance and reporting also has the potential to impact the cost and availability of the Company's funding, as these factors may be increasingly connected to the quality of the Company's ESG practices and related reporting, including reports addressing the allocation of funds and impact reporting under Hydro One's Sustainable Financing Framework.

Market, Financial Instrument and Credit Risk

Market risk refers primarily to the risk of loss that results from changes in costs, foreign exchange rates and interest rates. The Company is exposed to fluctuations in interest rates as its regulated ROE is derived using a formulaic approach that takes into account anticipated interest rates. The Company issues debt from time to time to refinance maturing debt and for general corporate purposes. The Company is therefore exposed to fluctuations in interest rates in relation to such issuances of debt. Fluctuations in interest rates may also impact the funded position of Hydro One's Defined Benefit Pension Plan, and associated pension asset or liability (see also "Pension Plan Risk"). The Company is not currently exposed to material foreign exchange risk.

The OEB-approved adjustment formula for calculating ROE in a deemed regulatory capital structure of 60% debt and 40% equity provides for increases and decreases depending on changes in benchmark interest rates for Government of Canada debt and the A-rated utility corporate bond yield spread. For the transmission and distribution businesses, during the Custom Incentive Rate period from 2023 to 2027, the OEB does not expect to address annual rate applications for updates to allowed ROE, so fluctuations will have no impact to net income. The Company has interest rate exposure in 2024 and beyond associated with the refinancing of maturing short- and long-term debt, as well as with debt issued for general corporate purposes and under the Sustainable Financing Framework which may include debt issued in relation to growth in rate base. The Company periodically uses interest rate swap agreements to mitigate elements of interest rate risk.

Financial assets create a risk that a counterparty will fail to discharge an obligation, causing a financial loss. Derivative financial instruments result in exposure to credit risk, since there is a risk of counterparty default. Hydro One monitors and minimizes credit risk through various techniques, including dealing with highly rated counterparties, limiting total exposure levels with individual counterparties, entering into agreements which enable net settlement, and monitoring the financial condition of counterparties. The Company does not trade in any energy derivatives. The Company is required to procure electricity on behalf of competitive electricity retailers and certain local distribution companies for resale to their customers. The resulting concentrations of credit risk are mitigated through the use of various security arrangements, including letters of credit, which are incorporated into the Company's service agreements with these retailers in accordance with the OEB's Retail Settlement Code.

The failure to properly manage these risks could have a material adverse effect on the Company.

Health and Safety Risk

Hydro One's work environment can be inherently dangerous and there is a risk to health and safety of both the public and our employees, as well as possible resultant operational and/or financial impacts. The Company is subject to federal and provincial legislation and regulations relating to health and safety. Findings of a failure to comply with these requirements could result in penalties and reputational risk, which could negatively impact the Company. Failure to comply could subject the Company to fines or other penalties. Any regulatory decision to disallow or limit the recovery of such costs could have a material adverse effect on the Company.

Management's Discussion and Analysis

Pension Plan Risk

Hydro One has the Hydro One Defined Benefit Pension Plan in place for the majority of its employees. Contributions to the pension plan are established by actuarial valuations which are required to be filed with the Financial Services Regulatory Authority of Ontario on a triennial basis. The most recently filed valuation was prepared as at December 31, 2022, and was filed in September 2023, covering a three-year period from 2023 to 2025. The next required valuation will be prepared as at December 31, 2025 and is expected to be filed by no later than September 2026. Hydro One's contributions to its pension plan satisfy, and are expected to continue to satisfy, minimum funding requirements. Contributions beyond 2025 will depend on the funded position of the Plan, which is determined by investment returns, interest rates and changes in benefits and actuarial assumptions at that time. A determination by the OEB that some of the Company's pension expenditures are not recoverable through rates could have a material adverse effect on the Company, and this risk may be exacerbated if the amount of required pension contributions increases.

Hydro One currently reports and recovers its pension costs on a cash basis, and maintains the accrual method with respect to OPEBs. Transitioning from the cash basis to an accrual method for pension costs may have material negative rate impacts for customers or material negative impacts on the Company should recovery of costs be disallowed by the OEB.

See also "Regulatory Risks and Risks Relating to Hydro One's Revenues - Risk of Recoverability of Total Compensation Costs" for risks relating to recovery of pension costs.

Risk from Provincial Ownership of Transmission Corridors

The Province owns some of the corridor lands underlying the Company's transmission system. Although the Company has the statutory right to use these transmission corridors, the Company may be limited in its options to expand or operate its systems. Also, other uses of the transmission corridors by third parties in conjunction with the operation of the Company's systems, or adjacent land use by third parties, may increase safety or environmental risks, which could have a material adverse effect on the Company.

Litigation Risks

In the normal course of the Company's operations, it becomes involved in, is named as a party to and is the subject of, various legal proceedings, including regulatory proceedings, tax proceedings and legal actions, relating to actual or alleged violations of law, common law damages claims, personal injuries, property damage, property taxes, land rights, the environment, contract disputes, claims by former employees and claims and proceedings by Indigenous groups. The outcome of outstanding, pending or future proceedings cannot be predicted with certainty and may be determined adversely to the Company, which could have a material adverse effect on the Company. Even if the Company prevails in any such legal proceeding, the proceedings could be costly and time-consuming and would divert the attention of management and key personnel from the Company's business operations, which could adversely affect the Company.

Transmission Assets on Third-Party Lands Risk

Some of the lands on which the Company's transmission assets are located are owned by third parties, including the Province and federal

Crown, and are or may become subject to land claims by First Nations. The Company requires valid occupation rights to occupy such lands (which may take the form of land use permits, easements or otherwise). If the Company does not have valid occupational rights on third-party owned or controlled lands or has occupancy rights that are subject to expiry, it may incur material costs to obtain or renew such occupancy rights, or if such occupancy rights cannot be renewed or obtained it may incur material costs to remove and relocate its assets and restore the subject land. If the Company does not have valid occupancy rights and must incur costs as a result, this could have a material adverse effect on the Company or otherwise materially adversely impact the Company's operations.

Reputational, Public Opinion and Political Risk

Reputation risk is the risk of negative publicity or the public's negative perceptions towards Hydro One and the electricity industry that may result in a detrimental impact to Hydro One's business, operations or financial condition leading to a deterioration of Hydro One's reputation. Hydro One's reputation and/or brand could be negatively impacted by changes in public opinion, attitudes towards the Company's privatization, failure to deliver on its customer and/or stakeholder promises, failure to comply with mandatory reliability regulations established by the NERC and NPCC, failure to adequately respond to social issues raised by employees, partners and/stakeholders and other external forces. Adverse reputational events or political actions could have a material adverse effect on Hydro One's business and prospects including, but not limited to, delays or denials of requisite approvals, such as denial of requested rates, and accommodations for Hydro One's planned projects, escalated costs, legal or regulatory action, and damage to stakeholder and community relationships. Any of these could have a material adverse impact on Hydro One and its business, financial condition and results of operations.

Risk Associated with Outsourcing Arrangements

Hydro One has entered into outsourcing arrangements with third parties for the provision of certain services including back office and IT services. If the services are disrupted, it could have a material adverse effect on the Company. Additionally, if the outsourcing arrangement or statements of work thereunder are terminated for any reason or expire before a new supplier is selected and fully transitioned, the Company could be required to transfer to another service provider or insource, which could have a material adverse effect on the Company's business, operating results, financial condition or prospects.

Risks Associated with Acquisitions

Acquisitions include inherent risks that some or all of the expected benefits may fail to materialize, or may not occur within the time periods anticipated, and Hydro One may incur material unexpected costs or liabilities. Realization of the anticipated benefits would depend, in part, on the Company's ability to successfully integrate the acquired business, including the requirement to devote management attention and resources to integrating business practices and support functions. The failure to realize the anticipated benefits, the diversion of management's attention, or any delays or difficulties encountered in connection with the integration could have an adverse effect on the Company's business, results of operations, financial condition or cash flows.

Management's Discussion and Analysis

Infectious Disease Risk

An outbreak of infectious disease, in the form of an epidemic, a pandemic (such as COVID-19 and the emergence of its variants), or a similar public health threat, could materially adversely impact the Company. The extent of any such adverse impact on the Company is uncertain, and may depend on the length and severity of any such infectious disease outbreak, any resultant government regulations, guidelines and actions, and any related adverse changes in general economic and market conditions. Such circumstances could impact, in particular: the Company's operations and workforce, including security of supply, both with respect to availability and affordability, which individually or collectively may impact the Company's ability to complete operating and capital work programs as planned, including within scope and budget; certain financial obligations of the Company, including pension contributions and other post-retirement benefits, as a result of changes in prevailing market conditions; the Company's expected revenues; reductions in overall electricity consumption and load, both short term and long term; overdue accounts and bad debt increases as a result of changes in the ability of the Company's customers to pay; liquidity and the Company's ability to raise capital; the Company's ability to pay or increase dividends; the timing of increased rates; the Company's ability to recover incremental costs and lost revenues linked to the outbreak; the Company's ability to file regulatory filings on a timely basis; timing of regulatory decisions and the impacts those decisions may have on the Company or its ability to implement them; and customer and stakeholder needs and expectations.

The Company also faces risks and costs associated with implementation of business continuity plans and modified work conditions, including the risks and costs associated with maintaining or reducing its workforce, making the required resources available to its workforce to enable essential work, including remotely where possible, and to keep its workforce healthy, as well as risks and costs associated with recovery of normal operations. Furthermore, the Company is dependent on third party providers for certain activities, and relies on a strong international supply chain. Any significant disruption to those providers or the supply chain resulting from an outbreak of infectious disease could materially adversely impact the Company.

Risks Relating to the Common Shares of Hydro One Limited

Hydro One's common shares trade on the TSX. The trading price of the common shares has in the past been, and may in the future be, subject to significant fluctuations. These fluctuations may be caused by events or factors related or unrelated to Hydro One's operating performance and/or beyond its control, including: the risk factors described herein; general economic conditions within Ontario and Canada, including changes in interest rates; inflation; changes in electricity prices; changes in electricity demand; weather conditions; actual or anticipated fluctuations in Hydro One's quarterly and annual results and the results of public companies similar to Hydro One; Hydro One's businesses, operations, results and prospects; Hydro One's reputation and its relationship with the Province; the timing and amount of dividends, if any, declared on the common shares; future issuances of common shares or other securities by Hydro One or Hydro One Inc.; Hydro One's relationship with its regulator; changes in government regulation, taxes, legal proceedings or other developments; shortfalls in Hydro One's

operating results from levels forecasted by securities analysts; investor sentiment toward energy companies in general or companies adopting ESG performance and reporting practices and the achievement by companies of ESG targets; maintenance of acceptable credit ratings or credit quality; and the general state of the securities markets. These and other factors may impair the development or sustainability of a liquid market for the common shares and the ability of investors to sell common shares at an attractive price.

Risks Relating to the Company's Relationship with the Province

Ownership and Continued Influence by the Province and Voting Power; Share Ownership Restrictions

The Province currently owns approximately 47.1% of the outstanding common shares of Hydro One. The *Electricity Act, 1998* (Ontario) (Electricity Act) restricts the Province from selling voting securities of Hydro One (including common shares) of any class or series if it would own less than 40% of the outstanding number of voting securities of that class or series after the sale and in certain circumstances also requires the Province to take steps to maintain that level of ownership. Accordingly, the Province is expected to continue to maintain a significant ownership interest in voting securities of Hydro One for an indefinite period.

As a result of its significant ownership of the common shares of Hydro One, the Province has, and is expected indefinitely to have, the ability to determine or significantly influence the outcome of shareholder votes, subject to the restrictions in the Governance Agreement between Hydro One and the Province dated November 5, 2015 (Governance Agreement) (available on SEDAR+ at www.sedarplus.com). Despite the terms of the Governance Agreement in which the Province has agreed to engage in the business and affairs of the Company as an investor and not as a manager, there is a risk that the Province's engagement in the business and affairs of the Company as an investor will be informed by its policy objectives and may influence the conduct of the business and affairs of the Company in ways that may not be aligned with the interests of other investors. Notwithstanding the Governance Agreement, and in light of actions historically taken by the Province, there can be no assurance that the Province will not take other actions in the future that could be detrimental to the interests of investors in Hydro One. See "Risks Relating to Government Action" above.

The share ownership restrictions in the Electricity Act (Share Ownership Restrictions) and the Province's significant ownership of common shares of Hydro One together effectively prohibit one or more persons acting together from acquiring control of Hydro One. They also may limit or discourage transactions involving other fundamental changes to Hydro One and the ability of other shareholders to successfully contest the election of the directors proposed for election pursuant to the Governance Agreement. The Share Ownership Restrictions may also discourage trading in, and may limit the market for, the common shares and other voting securities.

Management's Discussion and Analysis

Nomination of Directors and Confirmation of Chief Executive Officer (CEO) and Chair

Although director nominees (other than the CEO) are required to be independent of both the Company and the Province pursuant to the Governance Agreement, there is a risk that the Province will nominate or confirm individuals who satisfy the independence requirements but who it considers are disposed to support and advance its policy objectives and give disproportionate weight to the Province's interests in exercising their business judgment and balancing the interests of the stakeholders of Hydro One. This, combined with the fact certain matters require a two-thirds vote of the Board, could allow the Province to unduly influence certain Board actions such as confirmation of the Chair and confirmation of the CEO.

Board Removal Rights

Under the Governance Agreement, the Province has the right to withhold from voting in favour of all director nominees and has the right to seek to remove and replace the entire Board, including in each case its own director nominees but excluding the CEO and, at the Province's discretion, the Chair. In exercising these rights in any particular circumstance, the Province is entitled to vote in its sole interest, which may not be aligned with the interests of other stakeholders of Hydro One.

More Extensive Regulation

Although under the Governance Agreement, the Province has agreed to engage in the business and affairs of Hydro One as an investor and not as a manager and has stated that its intention is to achieve its policy objectives through legislation and regulation as it would with respect to any other utility operating in Ontario, there is a risk that the Province will exercise its legislative and regulatory power to achieve policy objectives in a manner that has a material adverse effect on the Company. See "Risks Relating to Government Action" above.

Prohibitions on Selling the Company's Transmission or Distribution Business

The Electricity Act prohibits the Company from selling all or substantially all of the business, property or assets related to its transmission system or distribution system that is regulated by the OEB. There is a risk that these prohibitions may limit the ability of the Company to engage in sale transactions involving a substantial portion of either system, even where such a transaction may otherwise be considered to provide substantial benefits to the Company and the holders of the common shares.

Future Sales of Common Shares by the Province

Although the Province has indicated that it does not intend to sell further common shares of Hydro One, the registration rights agreement between Hydro One and the Province dated November 5, 2015 (available on SEDAR+ at www.sedarplus.com) grants the Province the right to request that Hydro One file one or more prospectuses and take other procedural steps to facilitate secondary offerings by the Province of the common shares of Hydro One. Future sales of common shares of Hydro One by the Province, or the perception that such sales could occur, may materially adversely affect market prices for these common shares and impede Hydro One's ability to raise capital through the issuance of additional common shares, including the number of common shares that Hydro One may be able to sell at a particular time or the total proceeds that may be realized.

Limitations on Enforcing the Governance Agreement

The Governance Agreement includes commitments by the Province restricting the exercise of its rights as a holder of voting securities, including with respect to the maximum number of directors that the Province may nominate and on how the Province will vote with respect to other director nominees. Hydro One's ability to obtain an effective remedy against the Province, if the Province were not to comply with these commitments, is limited as a result of the *Proceedings Against the Crown Act* (Ontario). This legislation provides that the remedies of injunction and specific performance are not available against the Province, although a court may make an order declaratory of the rights of the parties, which may influence the Province's actions. A remedy of damages would be available to Hydro One, but damages may not be an effective remedy, depending on the nature of the Province's non-compliance with the Governance Agreement.

Critical Accounting Estimates and Judgments

The preparation of Hydro One Consolidated Financial Statements requires the Company to make key estimates and critical judgments that affect the reported amounts of assets, liabilities, revenues and costs, and related disclosures of contingencies. Hydro One bases its estimates and judgments on historical experience, current conditions and various other assumptions that are believed to be reasonable under the circumstances, the results of which form the basis for making judgments about the carrying values of assets and liabilities, as well as identifying and assessing the Company's accounting treatment with respect to commitments and contingencies. Actual results may differ from these estimates and judgments. Hydro One has identified the following critical accounting estimates and judgements used in the preparation of its Consolidated Financial Statements:

Revenues

Distribution revenues attributable to the delivery of electricity are based on OEB-approved distribution rates and are recognized on an accrual basis and include billed and unbilled revenues. Billed revenues are based on electricity delivered as measured from customer meters and includes a fixed monthly charge. At the end of each month, electricity delivered to customers since the date of the last billed meter reading is estimated, the fixed charge and the corresponding unbilled revenue is recorded. The unbilled revenue estimate is affected by energy consumption, weather, and changes in the composition of customer classes.

Regulatory Assets and Liabilities

Hydro One's regulatory assets represent certain amounts receivable from future electricity customers and costs that have been deferred for accounting purposes because it is probable that they will be recovered in future rates. The regulatory assets mainly include amounts related to the deferred income taxes, pension benefit liability, post-retirement and post-employment non-service costs, environmental liabilities and share-based compensation costs. The Company's regulatory liabilities represent certain amounts that are refundable to future electricity customers. They pertain primarily to deferral and variance accounts, and includes amounts related to the pension asset in the current year. The regulatory assets and liabilities can be recognized for rate-setting and financial reporting purposes only if the amounts have been approved for inclusion in the electricity rates by the OEB, or if such approval is judged

Management's Discussion and Analysis

to be probable by management. If, at some future date, management judges that it is no longer probable that the OEB will allow the inclusion of a regulatory asset or liability in future electricity rates, the appropriate carrying amount would be reflected in results of operations prospectively from the date the Company's assessment is made, unless the change meets the requirements for a subsequent event adjustment.

Environmental Liabilities

Hydro One records a liability for the estimated future expenditures associated with the removal and destruction of polychlorinated biphenyl (PCB)-contaminated insulating oils and related electrical equipment, and for the assessment and remediation of chemically contaminated lands. There are uncertainties in estimating future environmental costs due to potential external events such as changes in legislation or regulations and advances in remediation technologies. In determining the amounts to be recorded as environmental liabilities, the Company estimates the current cost of completing required work and makes assumptions as to when the future expenditures will actually be incurred, in order to generate future cash flow information. All factors used in estimating the Company's environmental liabilities represent management's best estimates of the present value of costs required to meet existing legislation or regulations. However, it is reasonably possible that numbers or volumes of contaminated assets, cost estimates to perform work, inflation assumptions and the assumed pattern of annual cash flows may differ significantly from the Company's current assumptions. Environmental liabilities are reviewed annually or more frequently if significant changes in regulations or other relevant factors occur. Estimate changes are accounted for prospectively.

Employee Future Benefits

Hydro One's employee future benefits consist of pension and post-retirement and post-employment plans, and include pension, group life insurance, health care, and long-term disability benefits provided to the Company's current and retired employees. Employee future benefits costs are included in Hydro One's labour costs that are either charged to results of operations or capitalized as part of the cost of property, plant and equipment and intangible assets. Changes in assumptions affect the benefit obligation of the employee future benefits and the amounts that will be charged to results of operations or capitalized in future years. The following significant assumptions and estimates are used to determine employee future benefit costs and obligations:

Weighted Average Discount Rate

The weighted average discount rate used to calculate the employee future benefits obligation is determined at each year end by referring to the most recently available market interest rates based on "AA"-rated corporate bond yields reflecting the duration of the applicable employee future benefit plan. The discount rate at December 31, 2023 decreased to 4.63% (from 5.06% at December 31, 2022) for pension benefits and decreased to 4.63% (from 5.07% at December 31, 2022) for the post-retirement and post-employment plans. The decrease in the discount rate has resulted in a corresponding increase in employee future benefits liabilities for the pension, post-retirement and post-employment plans for accounting purposes. The liabilities are determined by independent actuaries using the projected benefit method prorated on service and based on assumptions that reflect management's best estimates.

Expected Rate of Return on Plan Assets

The expected rate of return on pension plan assets of 7.00% (2022 - 6.00%) is based on expectations of long-term rates of return at the beginning of the year and reflects the current pension plan asset mix dated November 6, 2023. The expected rate of return for the December 31, 2023 disclosures and the 2023 registered pension plan expense is based on the Plan's ultimate target asset mix.

Rates of return on the respective portfolios are determined with reference to respective published market indices. The expected rate of return on pension plan assets reflects the Company's long-term expectations. The Company believes that this assumption is reasonable because, with the pension plan's balanced investment approach, the higher volatility of equity investment returns is intended to be offset by the greater stability of fixed-income and short-term investment returns. The net result, on a long-term basis, is a lower return than might be expected by investing in equities alone. In the short term, the pension plan can experience fluctuations in actual rates of return.

Rate of Cost of Living Increase

The rate of cost of living increase is determined by considering differences between long-term Government of Canada nominal bonds and real return bonds, which decreased from 2.12% per annum as at December 31, 2022 to approximately 1.65% per annum as at December 31, 2023. Based on the Bank of Canada's commitment to keep long-term inflation between 1.00% and 3.00%, in addition to current and anticipated trends, management believes that a long-term assumption of 2.00% per annum is reasonable for employee future benefits liability valuation purposes as at December 31, 2023 (2.00% per annum was used for the purpose of December 31, 2022 disclosures and 2023 benefit cost).

Salary Increase Assumptions

Salary increases should reflect general wage increases plus an allowance for merit and promotional increases for current members of the Plan and should be consistent with the assumptions for consumer price inflation and real wage growth in the economy. The merit and promotion scale was developed based on the salary increase assumption review performed in 2017. The review considers actual salary experience from 2002 to 2016 using valuation data for all active members as at December 31, 2016, based on age and service and Hydro One's expectation of future salary increases. Additionally, the salary scale reflects negotiated salary increases over the contract period as well as slightly lower expected increases in the short term.

Mortality Assumptions

The Company's employee future benefits liability is also impacted by changes in life expectancies used in mortality assumptions. Increases in life expectancies of plan members result in increases in the employee future benefits liability. For the pension and post-retirement plans, the mortality assumption used at December 31, 2023 is 90% of the 2014 Canadian Pensioners Mortality Private Sector table projected generationally using improvement Scale B. The multiplier applied to the assumed mortality table is based on the result of a mortality experience study that was conducted in 2021. For the post-employment plan, the mortality assumption used at December 31, 2023 is the disability mortality table from the 2009 to 2015 Canadian Institute of Actuaries Group Long Term Disability Termination Study, which is the most recent publicly available table that reflects Canadian experience and is commonly used by Canadian plan sponsors.

Management's Discussion and Analysis

Rate of Increase in Health Care Cost Trends

The costs of post-retirement and post-employment benefits are determined at the beginning of the year and are based on assumptions for expected claims experience and future health care cost inflation. For the post-retirement benefit plans, a study of Hydro One's historical per capita health care cost trend experience was conducted in 2017. The health and dental trends reflect the results of this study as well as macroeconomic inputs such as the expected long-term rates of general inflation and real GDP growth. The current environment of high general inflation in Canada is resulting in short-term upward pressure on the cost of certain medical services covered by Hydro One's post-retirement and post-employment benefit plans. However, these effects are muted somewhat by plan design and government regulation. These effects in 2022 and 2023 have been captured through the use of actual claims experience from 2022 and year-to-date 2023 (through November 30) in the development of the per capita claims cost assumptions being used for the December 31, 2023 disclosures. Based on the above, Hydro One is not making any changes to its health care trend rate assumptions for the December 31, 2023 disclosures from what was used at December 31, 2022.

Disclosure Controls and Procedures and Internal Control Over Financial Reporting

Disclosure controls and procedures are the processes designed to ensure that information is recorded, processed, summarized and reported on a timely basis to the Company's management, including its CEO and Chief Financial Officer (CFO), as appropriate, to make timely decisions regarding required disclosure in the MD&A and consolidated financial statements. At the direction of the Company's CEO and CFO, management evaluated disclosure controls and procedures as of the end of the period covered by this report. Based on that evaluation, management concluded that the Company's disclosure controls and procedures were effective as at December 31, 2023.

Internal control over financial reporting is designed by, or under the direction of the CEO and CFO to provide reasonable assurance regarding the reliability of financial reporting and the preparation of

consolidated financial statements for external purposes in accordance with US GAAP. The Company's internal control over financial reporting framework includes those policies and procedures that (i) pertain to the maintenance of records that, in reasonable detail, accurately and fairly reflect the transactions and disposition of the assets of the Company; (ii) provide reasonable assurance that transactions are recorded as necessary to permit preparation of consolidated financial statements in accordance with US GAAP, and that receipts and expenditures of the Company are being made only in accordance with authorization of management and directors of the Company; and (iii) provide reasonable assurance regarding prevention or timely detection of unauthorized acquisition, use or disposition of the Company's assets that could have a material effect on the Company's consolidated financial statements.

The Company's management, at the direction of the CEO and CFO, evaluated the effectiveness of the design and operation of internal control over financial reporting based on the criteria established in the Internal Control - Integrated Framework (2013) issued by the Committee of Sponsoring Organizations of the Treadway Commission (COSO). Based on that evaluation, management concluded that the Company's internal control over financial reporting was effective as at December 31, 2023.

Internal controls, no matter how well designed and operated, can provide only reasonable assurance of achieving the desired control objectives and due to its inherent limitations, may not prevent or detect all misrepresentations. Furthermore, the effectiveness of internal control is affected by change and subject to the risk that internal control effectiveness may change over time.

There were no changes in the design of the Company's internal control over financial reporting during the three months ended December 31, 2023 that have materially affected, or are reasonably likely to materially affect, the operation of the Company's internal control over financial reporting.

Management will continue to monitor its systems of internal control over reporting and disclosure and may make modifications from time to time as considered necessary.

Management's Discussion and Analysis

New Accounting Pronouncements

The following table presents Accounting Standards Updates (ASUs) issued by the Financial Accounting Standards Board (FASB) that are applicable to Hydro One:

Recently Adopted Accounting Guidance

Guidance	Date issued	Description	Effective date	Impact on Hydro One
ASU 2021-08	October 2021	The amendments address how to determine whether a contractual obligation represents a liability to be recognized by the acquirer in a business combination.	January 1, 2023	No impact upon adoption
ASU 2022-02	March 2022	The amendments eliminate the troubled debt restructuring accounting model for entities that have adopted Topic 326 <i>Financial Instrument – Credit Losses</i> and modifies the guidance on vintage disclosure requirements to require disclosure of current-period gross write-offs by year of origination.	January 1, 2023	No impact upon adoption

Recently Issued Accounting Guidance Not Yet Adopted

Guidance	Date issued	Description	Effective date	Impact on Hydro One
ASU 2023-06	October 2023	The amendments represent changes to clarify or improve disclosure or presentation requirements of a variety of subtopics in the FASB Accounting Standards Codification (Codification). Many of the amendments allow users to more easily compare entities subject to the US Securities and Exchange's (SEC) existing disclosures with those entities that were not previously subject to the SEC's requirements. Also, the amendments align the requirements in the Codification with the SEC's regulations. Applicable to all entities, if by June 30, 2027 the SEC has not removed the applicable requirement from Regulation S-X or Regulation S-K, the pending content of the related amendment will be removed from the Codification and will not become effective for any entity.	Two years subsequent to the date on which the SEC's removal of that related disclosure becomes effective	Under assessment
ASU 2023-07	November 2023	The amendments improve the disclosures about a public entity's reportable segments and address requests from investors for additional, more detailed information about a reportable segment's expenses.	January 1, 2024	Under assessment
ASU 2023-09	December 2023	The amendments address investor requests for more transparency about income tax information through improvements to income tax disclosures primarily related to the rate reconciliation and income taxes paid information.	January 1, 2025	Under assessment

Summary of Fourth Quarter Results of Operations

Three months ended December 31 (millions of dollars, except EPS)	2023	2022	Change
Revenues			
Transmission	506	480	5.4%
Distribution	1,459	1,371	6.4%
Other	14	11	27.3%
	1,979	1,862	6.3%
Costs			
Purchased power	990	895	10.6%
OM&A			
Transmission	141	143	(1.4%)
Distribution	230	222	3.6%
Other	26	23	13.0%
	397	388	2.3%
Depreciation, amortization and asset removal costs	249	231	7.8%
	1,636	1,514	8.1%
Income before financing charges and income tax expense	343	348	(1.4%)
Financing charges	147	128	14.8%
Income before income tax expense	196	220	(10.9%)
Income tax expense	13	41	(68.3%)
Net income	183	179	2.2%
Net income to common shareholders of Hydro One	181	178	1.7%
Basic EPS	\$ 0.30	\$ 0.30	0.0%
Diluted EPS	\$ 0.30	\$ 0.30	0.0%
Assets Placed In-Service			
Transmission	637	761	(16.3%)
Distribution	329	326	0.9%
Other	9	3	200.0%
	975	1,090	(10.6%)
Capital Investments			
Transmission	438	310	41.3%
Distribution	301	253	19.0%
Other	6	7	(14.3%)
	745	570	30.7%

Net Income

Net income attributable to common shareholders for the quarter ended December 31, 2023 of \$181 million is an increase of \$3 million, or 1.7%, from the prior year. Significant influences on net income included:

- higher revenues, net of purchased power,⁹ primarily resulting from:
 - higher average monthly peak demand and energy consumption; and
 - OEB-approved 2023 transmission rates; partially offset by
 - regulatory adjustments, including the recognition of CDM revenues in the prior year following receipt of the JRAP Decision and higher earnings sharing in the current period;
- higher OM&A costs primarily resulting from higher work program expenditures, partially offset by lower corporate support costs;
- higher financing charges primarily due to higher weighted-average interest rates and higher volume of long-term debt;
- higher depreciation, amortization and asset removal costs primarily due to gains on the disposal of fixed assets recognized during in the prior year, as well as higher depreciation resulting from the growth in capital assets as the Company continues to place new assets in-service, consistent with its ongoing capital investment program; and
- lower income tax expense primarily resulting from higher deductible timing differences compared to the prior year.

⁹ Revenues, net of purchased power, is a non-GAAP financial measure. See section "Non-GAAP Financial Measures".

Management's Discussion and Analysis

While net income neutral, the results of operations in the period are also impacted by:

- the cessation of the OEB-approved recovery of DTA Recovery Amounts on June 30, 2023 (see section "Regulation - Deferred Tax Asset" for further details) which resulted in a decrease to revenue and an offsetting decrease in income tax expense;
- the OEB-approved recovery of historical cost deferrals recognized as regulatory assets in prior periods which resulted in an increase in revenue that has been offset by higher OM&A and income tax expense; and
- a regulatory adjustment associated with the Capitalized Overhead Tax Variance booked in the prior year which resulted in increase in revenue that has been offset by higher income tax expense.

EPS

Basic EPS was \$0.30 in the fourth quarter of 2023, compared to basic EPS of \$0.30 in the fourth quarter of 2022.

Revenues

The year-over-year increase of \$26 million, or 5.4%, in transmission revenues during the quarter primarily resulted from:

- higher revenues resulting from OEB-approved 2023 rates; and
- higher average monthly peak demand; partially offset by
- regulatory adjustments, including the recognition of CDM revenues in the prior year following receipt of the OEB's Decision and Order approving Hydro One's JRAP Settlement Proposal and higher earnings sharing in the current period; and
- net income neutral items, including lower revenues associated with the cessation of the DTA Recovery period, partially offset by the OEB-approved recovery of historical cost deferrals recognized as regulatory assets in prior periods and regulatory adjustments including those associated with the Capitalized Overhead Tax Variance.

The year-over-year increase of \$88 million, or 6.4%, in distribution revenues during the quarter primarily resulted from:

- higher purchased power costs, which are fully recovered from ratepayers and thus net income neutral;
- higher customer count and energy consumption; and
- regulatory adjustments, including the accrued recovery of costs in accordance with the terms of the Getting Ontario Connected Act Variance Account (see "Regulation - Getting Ontario Connected Act Variance Account" for further details) which was partially offset by higher earnings sharing in the current period; partially offset by
- net income neutral items, including lower revenues associated with the cessation of the DTA Recovery period, partially offset by the OEB-approved recovery of historical cost deferrals recognized as regulatory assets in prior periods and regulatory adjustments including those associated with the Capitalized Overhead Tax Variance.

Distribution revenues, net of purchased power,¹⁰ decreased by 1.5% during the fourth quarter of 2023 compared to the prior year primarily due to the factors noted above, adjusted for the recovery of purchased power costs.

¹⁰ Revenues, net of purchased power, is a non-GAAP financial measure. See section "Non-GAAP Financial Measures".

OM&A Costs

The year-over-year decrease of \$2 million, or 1.4%, in transmission OM&A costs during the quarter was primarily due to:

- lower corporate support costs primarily attributable to higher capitalized overheads associated with volume of capital activity; partially offset by
- higher work program expenditures, primarily related to vegetation management.

The year-over-year increase of \$8 million, or 3.6%, in distribution OM&A costs during the quarter was primarily due to:

- higher work program expenditures, including an increase in forecast environmental expenditures provisioned in the period, higher IT initiatives and higher emergency restoration costs, partially offset by lower vegetation management expenditures; and
- the OEB-approved recovery of historical cost deferrals recognized as regulatory assets in prior periods, which are net income neutral; partially offset by
- lower corporate support costs primarily attributable to higher capitalized overheads associated with volume of capital activity;
- lower asset write-offs; and
- costs related to storm restoration efforts in the prior year, which were recovered from third parties and offset in revenue, therefore net income neutral.

Depreciation, Amortization and Asset Removal Costs

The increase of \$18 million, or 7.8%, in depreciation, amortization and asset removal costs in the fourth quarter of 2023 was primarily due to gains on the disposal of fixed assets recognized in the prior year, as well as higher depreciation resulting from the growth in capital assets as the Company continues to place new assets in-service, consistent with its ongoing capital investment program.

Financing Charges

The \$19 million, or 14.8%, increase in financing charges for the quarter ended December 31, 2023, was primarily due to a higher weighted-average interest rate on long-term debt and higher volume of long-term debt.

Income Tax Expense

Income tax expense for the fourth quarter of 2023 decreased by \$28 million compared to the same period in 2022. This resulted in a realized ETR of approximately 6.6% in the fourth quarter of 2023, compared to approximately 18.6% in the fourth quarter of the prior year.

The decrease in income tax expense and ETR for the three months ended December 31, 2023 was primarily attributable to:

- higher deductible timing differences compared to the prior year; and
- net decrease in income tax expense associated with net income neutral items including the cessation of the DTA recovery period on June 30, 2023, partially offset by regulatory adjustments associated with the Capitalized Overhead Tax Variance booked in the prior year and the OEB-approved recovery of cost deferrals recognized as regulatory assets in prior periods.

Management's Discussion and Analysis

Assets Placed In-Service

The decrease in transmission assets placed in-service during the fourth quarter was primarily due to:

- the substantial completion of the end-of-life air circuit breakers replacement at Bruce B switching station in the fourth quarter of 2022;
- the timing of assets placed in-service for customer connections;
- the timing of assets placed in-service for station refurbishments and replacements; and
- lower volume of investments placed in-service for IT initiatives; partially offset by
- the timing of investments placed in-service for major development projects primarily due to the Barrie Area Transmission Upgrade project which was placed in-service during the fourth quarter of 2023; and
- higher volume of assets placed in-service for grid operating and control facilities.

The increase in distribution assets placed in-service during the fourth quarter was primarily due to:

- higher volume of customer connections, line refurbishments and wood pole replacements;
- higher spend on minor fixed assets;
- assets placed in-service for Ontario's broadband initiative; and
- higher volume of joint use assets and line relocations; partially offset by
- lower volume of storm-related asset replacements; and
- the timing of investments placed in-service for system capability reinforcement projects.

Capital Investments

The increase in transmission capital investments during the fourth quarter was primarily due to:

- higher volume of station refurbishments and equipment replacements;
- investments in the new Chatham to Lakeshore and Waasigan Transmission Lines;
- higher volume of customer connections;

- higher spend on specified equipment to support long-term projects; and
- higher spend on minor fixed assets.

The increase in distribution capital investments during the fourth quarter was primarily due to:

- higher volume of customer connections;
- higher spend on minor fixed assets;
- higher volume of line refurbishments and wood pole replacements;
- the completion of the Orleans and Orillia Operation Centres, and Orillia Distribution Centre;
- investments in the Advanced Metering Infrastructure 2.0 system; and
- investments in Ontario's broadband initiative; partially offset by
- lower spend on storm-related asset replacements.

Hydro One Holdings Limited – Consolidating Summary Financial Information

Hydro One Limited fully and unconditionally guarantees the payment obligations of its wholly-owned subsidiary, HOHL, issuable under the short form base shelf prospectus dated November 22, 2022. Accordingly, the following consolidating summary financial information is provided in compliance with the requirements of section 13.4 of National Instrument 51-102 - *Continuous Disclosure Obligations* providing for an exemption for certain credit support issuers. The tables below contain consolidating summary financial information at December 31, 2023 and December 31, 2022 and for the years ended December 31, 2023 and December 31, 2022 for: (i) Hydro One Limited; (ii) HOHL; (iii) the subsidiaries of Hydro One Limited, other than HOHL, on a combined basis, (iv) consolidating adjustments, and (v) Hydro One Limited and all of its subsidiaries on a consolidated basis, in each case for the periods indicated. Such summary financial information is intended to provide investors with meaningful and comparable financial information about Hydro One Limited and its subsidiaries. This summary financial information should be read in conjunction with Hydro One Limited's most recently issued annual and interim financial statements. This summary financial information has been prepared in accordance with US GAAP, as issued by the FASB.

Year ended December 31 (millions of dollars)	Hydro One Limited		HOHL		Subsidiaries of Hydro One Limited, other than HOHL		Consolidating Adjustments		Total Consolidated Amounts of Hydro One Limited	
	2023	2022	2023	2022	2023	2022	2023	2022	2023	2022
Revenue	700	662	—	—	8,700	8,567	(1,556)	(1,449)	7,844	7,780
Net Income (Loss) Attributable to Common Shareholders	698	661	—	—	1,826	1,767	(1,439)	(1,378)	1,085	1,050

As at December 31 (millions of dollars)	Hydro One Limited		HOHL		Subsidiaries of Hydro One Limited, other than HOHL		Consolidating Adjustments		Total Consolidated Amounts of Hydro One Limited	
	2023	2022	2023	2022	2023	2022	2023	2022	2023	2022
Current Assets	125	117	—	—	2,868	3,067	(1,639)	(1,324)	1,354	1,860
Non-Current Assets	3,486	3,469	—	—	49,487	45,973	(21,475)	(19,845)	31,498	29,597
Current Liabilities	532	509	—	—	3,815	4,455	(1,627)	(1,312)	2,720	3,652
Non-Current Liabilities	425	425	—	—	32,433	28,801	(14,491)	(12,813)	18,367	16,413

Forward-looking Statements and Information

The Company's oral and written public communications, including this document, often contain forward-looking statements that are based on current expectations, estimates, forecasts and projections about the Company's business, the industry, regulatory and economic environments in which it operates, and includes beliefs and assumptions made by the management of the Company. Such statements include, but are not limited to, statements regarding: the Company's transmission and distribution rate applications including the JRAP and its proposed investment plan, resulting and related decisions including the DTA Implementation Decision, as well as resulting rates, recovery and expected impacts and timing; expected timing of the Company's update to its transmission and distribution rate base and revenue requirements; expectations about the Company's liquidity and capital resources and operational requirements; sustainability goals; the Operating Credit Facilities; expectations regarding the Company's financing activities; expectations for Hydro One Inc. to file a new MTN Program prospectus in the first quarter of 2024; the Company's maturing debt; the Company's ongoing and planned projects, initiatives and expected capital investments, including expected approvals, results, costs and in-service and completion dates; contractual obligations and other commercial commitments; the number of Hydro One common shares issuable in connection with outstanding awards under the share grant plans; collective agreements and expectations regarding the ability to negotiate collective agreements consistent with rate orders; the BBFA and expected impacts; the Company's assessment of impacts related to the OEB-established generic variance and deferral accounts; future pension plan and contributions, including estimates of total Company pension contributions beyond 2024 up to 2029; expected timing for the filing of the actuarial funding valuation; dividends; non-GAAP financial measures; internal controls over financial reporting and disclosure; the MTN Program; the Universal Base Shelf Prospectus; the US Debt Shelf Prospectus; and the Company's acquisitions. Words such as "expect", "anticipate", "intend", "attempt", "may", "plan", "will", "would", "believe", "seek", "estimate", "goal", "aim", "target", and variations of such words and similar expressions are intended to identify such forward-looking statements. These statements are not guarantees of future performance and involve assumptions and risks and uncertainties that are difficult to predict. Therefore, actual outcomes and results may differ materially from what is expressed, implied or forecasted in such forward-looking statements. Hydro One does not intend, and it disclaims any obligation, to update any forward-looking statements, except as required by law.

These forward-looking statements are based on a variety of factors and assumptions including, but not limited to, the following: the scope of the COVID-19 pandemic and duration thereof as well as the effect and severity of corporate and other mitigation measures on the Company's operations, supply chain or employees; no unforeseen changes in the legislative and operating framework for Ontario's electricity market or for Hydro One specifically; favourable decisions from the OEB and other regulatory bodies concerning outstanding and future rate and other applications; no unexpected delays in obtaining required regulatory approvals; no unforeseen changes in rate orders or rate setting methodologies for the Company's distribution and transmission businesses; no unfavourable changes in environmental regulation; continued use of US GAAP; a stable regulatory environment; no significant changes to the Company's current credit ratings; no

unforeseen impacts of new accounting pronouncements; no changes to expectations regarding electricity consumption; no unforeseen changes to economic and market conditions; completion of operating and capital projects that have been deferred; and no significant event occurring outside the ordinary course of business. These assumptions are based on information currently available to the Company, including information obtained from third-party sources. Actual results may differ materially from those predicted by such forward-looking statements. While Hydro One does not know what impact any of these differences may have, the Company's business, results of operations, financial condition and credit stability may be materially adversely affected if any such differences occur. Factors that could cause actual results or outcomes to differ materially from the results expressed or implied by forward-looking statements include, among other things:

- regulatory risks and risks relating to Hydro One's revenues, including risks relating to actual performance against forecasts, competition with other transmitters and other applications to the OEB, the rate-setting models for transmission and distribution, the recoverability of capital expenditures, obtaining rate orders or recoverability of total compensation costs;
- risks associated with the Province's share ownership of Hydro One and other relationships with the Province, including potential conflicts of interest that may arise between Hydro One, the Province and related parties, risks associated with the Province's exercise of further legislative and regulatory powers, risks relating to the ability of the Company to attract and retain qualified executive talent or the risk of a credit rating downgrade for the Company and its impact on the Company's funding and liquidity;
- risks relating to the location of the Company's assets on Reserve lands, that the company's operations and activities may give rise to the Crown's duty to consult and potentially accommodate Indigenous communities, and the risk that Hydro One may incur significant costs associated with transferring assets located on Reserves;
- the risk that the Company may be unable to comply with regulatory and legislative requirements or that the Company may incur additional costs for compliance that are not recoverable through rates;
- the risk of exposure of the Company's facilities to the effects of severe weather conditions, natural disasters, man-made events or other unexpected occurrences for which the Company is uninsured or for which the Company could be subject to claims for damage;
- risks associated with information system security and maintaining complex IT and OT system infrastructure, including system failures or risks of cyber-attacks or unauthorized access to corporate IT and OT systems;
- the risk of non-compliance with environmental regulations and inability to recover environmental expenditures in rate applications and the risk that assumptions that form the basis of the Company's recorded environmental liabilities and related regulatory assets may change;
- the risk of labour disputes and inability to negotiate or renew appropriate collective agreements on acceptable terms consistent with the Company's rate decisions;

Management's Discussion and Analysis

- the risk that the Company may not be able to execute plans for capital projects necessary to maintain the performance of the Company's assets or to carry out projects in a timely manner or the risk of increased competition for the development of large transmission projects or legislative changes affecting the selection of transmitters;
- risks associated with asset condition, capital projects and innovation, including public opposition to or delays or denials of the requisite approvals and accommodations for the Company's planned projects;
- risks related to the Company's work force demographic and its potential inability to attract and retain qualified personnel;
- the risk that the Company is not able to arrange sufficient cost-effective financing to repay maturing debt and to fund capital expenditures, the risk of a downgrade in the Company's credit ratings or risks associated with investor interest in ESG performance and reporting;
- risks associated with fluctuations in interest rates and failure to manage exposure to credit and financial instrument risk;
- risks associated with economic uncertainty and financial market volatility;
- the risk of failure to mitigate significant health and safety risks;
- the risk of not being able to recover the Company's pension expenditures in future rates and uncertainty regarding the future regulatory treatment of pension, other post-employment benefits and post-retirement benefits costs;
- the impact of the ownership by the Province of lands underlying the Company's transmission system;
- the risk associated with legal proceedings that could be costly, time-consuming or divert the attention of management and key personnel from the Company's business operations;
- the impact if the Company does not have valid occupational rights on third-party owned or controlled lands and the risks associated with occupational rights of the Company that may be subject to expiry;
- risks relating to adverse reputational events or political actions relating to Hydro One and the electricity industry;
- the potential that Hydro One may incur significant expenses to replace functions currently outsourced if agreements are terminated or expire before a new service provider is selected;
- risks relating to acquisitions, including the failure to realize the anticipated benefits of such transactions at all, or within the time periods anticipated, and unexpected costs incurred in relation thereto;
- risks relating to an outbreak of infectious disease, including the COVID-19 pandemic (including a significant expansion in length or severity of the COVID-19 pandemic, including the spread of its variants, restricting or prohibiting the Company's operations or significantly impacting the Company's supply chain or workforce; severity of mitigation measures relating to the COVID-19 pandemic and delays in completion of and increases in costs of operating and capital projects; and the regulatory and accounting treatment of incremental costs and lost revenues of the Company related to the COVID-19 pandemic);
- the inability to continue to prepare financial statements using U.S. GAAP; and
- the risk related to the impact of any new accounting pronouncements.

Hydro One cautions the reader that the above list of factors is not exhaustive. Some of these and other factors are discussed in more detail in the section entitled "Risk Management and Risk Factors" in this MD&A.

In addition, Hydro One cautions the reader that information provided in this MD&A regarding the Company's outlook on certain matters, including potential future investments, is provided in order to give context to the nature of some of the Company's future plans and may not be appropriate for other purposes.

Additional information about Hydro One, including the Company's Annual Information Form, is available on SEDAR+ at www.sedarplus.com, the US Securities and Exchange Commission's EDGAR website at www.sec.gov/edgar.shtml, and the Company's website at www.HydroOne.com/Investors.

Management's Report

The Consolidated Financial Statements, Management's Discussion and Analysis (MD&A) and related financial information have been prepared by the management of Hydro One Limited (Hydro One or the Company). Management is responsible for the integrity, consistency and reliability of all such information presented. The Consolidated Financial Statements for the year ended December 31, 2023 and accompanying notes thereto (together, the Consolidated Financial Statements) have been prepared in accordance with United States Generally Accepted Accounting Principles and applicable securities legislation. The MD&A has been prepared in accordance with National Instrument 51-102.

The preparation of the Consolidated Financial Statements and information in the MD&A involves the use of estimates and assumptions based on management's judgment, particularly when transactions affecting the current accounting period cannot be finalized with certainty until future periods. Estimates and assumptions are based on historical experience, current conditions and various other assumptions believed to be reasonable in the circumstances, with critical analysis of the significant accounting policies followed by the Company as described in Note 2 to the Consolidated Financial Statements. The preparation of the Consolidated Financial Statements and the MD&A includes information regarding the estimated impact of future events and transactions. The MD&A also includes information regarding sources of liquidity and capital resources, operating trends, risks and uncertainties. Actual results in the future may differ materially from the present assessment of this information because future events and circumstances may not occur as expected.

Management is responsible for establishing and maintaining adequate disclosure controls and procedures and internal control over financial reporting as described in the annual MD&A. Management evaluated the effectiveness of the design and operation of disclosure controls and procedures, and internal control over financial reporting based on the framework and criteria established in the Internal Control - Integrated Framework (2013) issued by the Committee of Sponsoring Organizations of the Treadway Commission (COSO). Based on that evaluation, management concluded that the Company's internal control over financial reporting was effective at a reasonable level of assurance as at December 31, 2023. As required, the results of that evaluation were reported to the Audit Committee of the Hydro One Board of Directors and the external auditors.

The Consolidated Financial Statements have been audited by KPMG LLP, an independent registered public accounting firm appointed by the shareholders of the Company. The external auditors' responsibility is to express their opinion on whether the Consolidated Financial Statements are fairly presented in all material respects in conformity with United States Generally Accepted Accounting Principles. The Report of Independent Registered Public Accounting Firm outlines the scope of their examination and their opinion.

The Hydro One Board of Directors, through its Audit Committee, is responsible for ensuring that management fulfills its responsibilities for financial reporting and internal control over financial reporting and disclosure. The Audit Committee of Hydro One met periodically with management, the internal auditors and the external auditors to satisfy itself that each group had properly discharged its respective responsibility with respect to the Consolidated Financial Statements before recommending approval by the Board of Directors. The external auditors had direct and full access to the Audit Committee, with and without the presence of management, to discuss their audit findings.

On behalf of Hydro One's management:



David Lebeter
President and Chief Executive Officer



Christopher Lopez
Executive Vice President,
Chief Financial and
Regulatory Officer

Report of Independent Registered Public Accounting Firm

To the Shareholders and Board of Directors of Hydro One Limited

Opinion on the Consolidated Financial Statements

We have audited the accompanying consolidated balance sheets of Hydro One Limited (the Company) as of December 31, 2023 and 2022, the related consolidated statements of operations and comprehensive income, changes in equity, and cash flows for each of the years in the two-year period ended December 31, 2023, and the related notes (collectively, the consolidated financial statements). In our opinion, the consolidated financial statements present fairly, in all material respects, the financial position of the Company as of December 31, 2023 and 2022, and the results of its operations and its cash flows for each of the years in the two-year period ended December 31, 2023, in conformity with U.S. generally accepted accounting principles.

Basis for Opinion

These consolidated financial statements are the responsibility of the Company's management. Our responsibility is to express an opinion on these consolidated financial statements based on our audits. We are a public accounting firm registered with the Public Company Accounting Oversight Board (United States) (PCAOB) and are required to be independent with respect to the Company in accordance with the U.S. federal securities laws and the applicable rules and regulations of the Securities and Exchange Commission and the PCAOB.

We conducted our audits in accordance with the standards of the PCAOB. Those standards require that we plan and perform the audit to obtain reasonable assurance about whether the consolidated financial statements are free of material misstatement, whether due to error or fraud. The Company is not required to have, nor were we engaged to perform, an audit of its internal control over financial reporting. As part of our audits, we are required to obtain an understanding of internal control over financial reporting but not for the purpose of expressing an opinion on the effectiveness of the Company's internal control over financial reporting. Accordingly, we express no such opinion.

Our audits included performing procedures to assess the risks of material misstatement of the consolidated financial statements, whether due to error or fraud, and performing procedures that respond to those risks. Such procedures included examining, on a test basis, evidence regarding the amounts and disclosures in the consolidated financial statements. Our audits also included evaluating the accounting principles used and significant estimates made by management, as well as evaluating the overall presentation of the consolidated financial statements. We believe that our audits provide a reasonable basis for our opinion.

Critical Audit Matter

The critical audit matter communicated below is a matter arising from the current period audit of the consolidated financial statements that was communicated or required to be communicated to the audit committee and that: (1) relates to accounts or disclosures that are material to the consolidated financial statements and (2) involved our especially challenging, subjective, or complex judgments. The communication of a critical audit matter does not alter in any way our opinion on the consolidated financial statements, taken as a whole, and we are not, by communicating the critical audit matter below, providing a separate opinion on the critical audit matter or on the accounts or disclosures to which it relates.

Evaluation of regulatory assets and liabilities and the impact of rate regulation on the consolidated financial statements

As discussed in Note 2 to the consolidated financial statements, the Company accounts for its regulated operations in accordance with Financial Accounting Standards Board Accounting Standard Codification Topic 980, Regulated Operations (ASC 980). Under ASC 980, the actions of the Company's regulator may result in the recognition of revenue and costs in time periods that are different than non-rate-regulated enterprises. When this occurs, the Company records incurred and allowed costs that it has assessed are probable of recovery in future electricity rates as regulatory assets or property, plant and equipment. Obligations imposed or probable to be imposed by the regulator to refund previously collected revenue or expenditure of revenue collected from customers on future costs are recorded as regulatory liabilities. As disclosed in Note 12 to the consolidated financial statements, as of December 31, 2023, the Company's regulatory assets were \$3,306 million and regulatory liabilities were \$959 million.

We identified the evaluation of regulatory assets and liabilities and the impact of rate regulation as a critical audit matter. Accounting for regulated operations under ASC 980 affects multiple financial statement accounts and disclosures in the Company's consolidated financial statements. Assessing the accounting for regulated operations requires industry knowledge and significant auditor judgment due to interpretations of regulatory decisions and judgments involved in evaluating the Company's assessment of the probability associated with recovery of regulatory assets and property, plant and equipment, and imposition of regulatory liabilities.

The following are the primary procedures we performed to address this critical audit matter. We evaluated the design and tested the operating effectiveness of certain internal controls over the Company's regulatory accounting process. This included controls over the evaluation of the probability of (1) the recovery in future rates of costs deferred as regulatory assets, and (2) a refund of previously collected revenue or expenditure of revenue collected from customers on future costs that should be reported as regulatory liabilities, and controls over the monitoring and evaluation of regulatory developments that may affect the probability of recovering costs in future rates or imposing of regulatory liabilities. We evaluated the Company's assessment of the probability of recovery of the carrying amount of regulatory assets and property, plant and equipment, and the imposition of regulatory liabilities, through consideration of selected regulatory proceedings and decisions. For a selection of regulatory proceedings and decisions, we read the Company's assessment and interpretations. For a selection of regulatory assets and liabilities, we recalculated the amounts recorded based on methodologies approved by the regulator and agreed the data used in the calculations to the Company's underlying books and records. We compared the amounts calculated by the Company to the amounts recorded in the consolidated financial statements.



Chartered Professional Accountants, Licensed Public Accountants

We have served as the Company's auditor since 2008.

Toronto, Canada
February 12, 2024

Consolidated Statements of Operations and Comprehensive Income

For the years ended December 31, 2023 and 2022

Year ended December 31 (millions of Canadian dollars, except per share amounts)	2023	2022
Revenues		
Distribution (includes \$355 related party revenues; 2022 - \$287) (Note 28)	5,582	5,660
Transmission (includes \$2,197 related party revenues; 2022 - \$2,064) (Note 28)	2,214	2,077
Other (Note 28)	48	43
	7,844	7,780
Costs		
Purchased power (includes \$2,314 related party costs; 2022 - \$2,396) (Note 28)	3,652	3,724
Operation, maintenance and administration (Note 28)	1,354	1,258
Depreciation, amortization and asset removal costs (Note 4)	996	966
	6,002	5,948
Income before financing charges and income tax expense	1,842	1,832
Financing charges (Note 5)	570	486
Income before income tax expense	1,272	1,346
Income tax expense (Note 6)	178	288
Net income	1,094	1,058
Other comprehensive (loss) income (Note 7)	(14)	23
Comprehensive income	1,080	1,081
Net income attributable to:		
Noncontrolling interest (Note 27)	9	8
Common shareholders	1,085	1,050
	1,094	1,058
Comprehensive income attributable to:		
Noncontrolling interest (Note 27)	9	8
Common shareholders	1,071	1,073
	1,080	1,081
Earnings per common share (Note 25)		
Basic	\$ 1.81	\$ 1.75
Diluted	\$ 1.81	\$ 1.75
Dividends per common share declared (Note 24)	\$ 1.17	\$ 1.11

See accompanying notes to Consolidated Financial Statements.

Consolidated Balance Sheets

At December 31, 2023 and 2022

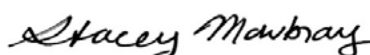
As at December 31 (millions of Canadian dollars)	2023	2022
Assets		
Current assets:		
Cash and cash equivalents	79	530
Accounts receivable (Note 8)	830	767
Due from related parties (Note 28)	313	282
Other current assets (Note 9)	132	281
	1,354	1,860
Property, plant and equipment (Note 10)	26,874	25,077
Other long-term assets:		
Regulatory assets (Note 12)	3,260	2,964
Deferred income tax assets (Note 6)	119	114
Intangible assets (Note 11)	656	608
Goodwill	373	373
Other assets (Note 13)	216	461
	4,624	4,520
Total assets	32,852	31,457
Liabilities		
Current liabilities:		
Short-term notes payable (Notes 16, 18)	279	1,374
Long-term debt payable within one year (Notes 16, 17, 18)	700	733
Accounts payable and other current liabilities (Note 14)	1,439	1,274
Due to related parties (Note 28)	302	271
	2,720	3,652
Long-term liabilities:		
Long-term debt (Notes 16, 17, 18)	14,710	13,030
Regulatory liabilities (Note 12)	908	1,123
Deferred income tax liabilities (Note 6)	1,067	715
Other long-term liabilities (Note 15)	1,682	1,545
	18,367	16,413
Total liabilities	21,087	20,065
<i>Contingencies and Commitments</i> (Notes 30, 31)		
<i>Subsequent Events</i> (Note 33)		
Noncontrolling interest subject to redemption (Note 27)	20	20
Equity		
Common shares (Note 23)	5,706	5,699
Additional paid-in capital (Note 26)	30	34
Retained earnings	5,947	5,562
Accumulated other comprehensive income (loss)	(3)	11
Hydro One shareholders' equity	11,680	11,306
Noncontrolling interest (Note 27)	65	66
Total equity	11,745	11,372
	32,852	31,457

See accompanying notes to Consolidated Financial Statements.

On behalf of the Board of Directors:



Timothy Hodgson
Chair



Stacey Mowbray
Chair, Audit Committee

Consolidated Statements of Changes in Equity

For the years ended December 31, 2023 and 2022

Year ended December 31, 2023 (millions of Canadian dollars)	Common Shares	Additional Paid-in Capital	Retained Earnings	Accumulated Other Comprehensive Income	Hydro One Shareholders' Equity	Non- controlling Interest (Note 27)	Total Equity
January 1, 2023	5,699	34	5,562	11	11,306	66	11,372
Net income	—	—	1,085	—	1,085	7	1,092
Other comprehensive loss (Note 7)	—	—	—	(14)	(14)	—	(14)
Distributions to noncontrolling interest (Note 27)	—	—	—	—	—	(8)	(8)
Dividends on common shares (Note 24)	—	—	(700)	—	(700)	—	(700)
Common shares issued	7	(7)	—	—	—	—	—
Stock-based compensation	—	3	—	—	3	—	3
December 31, 2023	5,706	30	5,947	(3)	11,680	65	11,745

Year ended December 31, 2022 (millions of Canadian dollars)	Common Shares	Additional Paid-in Capital	Retained Earnings	Accumulated Other Comprehensive Loss	Hydro One Shareholders' Equity	Non- controlling Interest (Note 27)	Total Equity
January 1, 2022	5,688	38	5,174	(12)	10,888	68	10,956
Net income	—	—	1,050	—	1,050	6	1,056
Other comprehensive income (Note 7)	—	—	—	23	23	—	23
Distributions to noncontrolling interest (Note 27)	—	—	—	—	—	(8)	(8)
Dividends on common shares (Note 24)	—	—	(662)	—	(662)	—	(662)
Common shares issued	11	(8)	—	—	3	—	3
Stock-based compensation	—	4	—	—	4	—	4
December 31, 2022	5,699	34	5,562	11	11,306	66	11,372

See accompanying notes to Consolidated Financial Statements.

Consolidated Statements of Cash Flows

For the years ended December 31, 2023 and 2022

Year ended December 31 (millions of Canadian dollars)	2023	2022
Operating activities		
Net income	1,094	1,058
Environmental expenditures (Note 12)	(14)	(33)
Adjustments for non-cash items:		
Depreciation and amortization (Note 4)	866	831
Regulatory assets and liabilities	47	44
Deferred income tax expense	133	260
Other	34	39
Changes in non-cash balances related to operations (Note 29)	252	61
Net cash from operating activities	2,412	2,260
Financing activities		
Long-term debt issued	2,375	750
Long-term debt repaid	(731)	(603)
Short-term notes issued	6,550	6,335
Short-term notes repaid	(7,650)	(6,000)
Dividends paid (Note 24)	(700)	(662)
Distributions paid to noncontrolling interest	(10)	(10)
Common shares issued	—	3
Costs to obtain financing	(6)	(10)
Net cash used in financing activities	(172)	(197)
Investing activities		
Capital expenditures (Note 29)		
Property, plant and equipment	(2,345)	(1,966)
Intangible assets	(131)	(120)
Additions of future use assets	(213)	(28)
Capital contributions received (Note 29)	2	12
Other	(4)	29
Net cash used in investing activities	(2,691)	(2,073)
Net change in cash and cash equivalents	(451)	(10)
Cash and cash equivalents, beginning of year	530	540
Cash and cash equivalents, end of year	79	530

See accompanying notes to Consolidated Financial Statements.

Notes to Consolidated Financial Statements

For the years ended December 31, 2023 and 2022

1. DESCRIPTION OF THE BUSINESS

Hydro One Limited (Hydro One or the Company) was incorporated on August 31, 2015, under the *Business Corporations Act* (Ontario). On October 31, 2015, the Company acquired Hydro One Inc., a company previously wholly-owned by the Province of Ontario (Province). At December 31, 2023, the Province held approximately 47.1% (2022 – 47.2%) of the common shares of Hydro One. The principal businesses of Hydro One are the transmission and distribution of electricity to customers within Ontario.

Rate Setting

The Company's transmission business consists of the transmission system operated by Hydro One Inc.'s subsidiaries, which include Hydro One Networks Inc. (Hydro One Networks) and Hydro One Sault Ste. Marie LP (HOSSM), as well as an approximate 66% interest in B2M Limited Partnership (B2M LP) and an approximate 55% interest in Niagara Reinforcement Limited Partnership (NRLP).

Hydro One's distribution business consists of the distribution systems operated by Hydro One Inc.'s subsidiaries, Hydro One Networks and Hydro One Remote Communities Inc. (Hydro One Remotes).

Transmission

On April 23, 2020, the Ontario Energy Board (OEB) rendered its decision on Hydro One Networks' 2020 to 2022 transmission rate application (2020 to 2022 Transmission Decision). On July 16, 2020, the OEB issued its final rate order for the 2020 to 2022 transmission rates approving a revenue requirement of \$1,630 million, \$1,701 million and \$1,772 million for 2020, 2021 and 2022, respectively.

On August 5, 2021 Hydro One Networks filed a custom joint rate application (JRAP) for distribution and transmission revenue requirement for the 2023 to 2027 period. On November 29, 2022 the OEB issued a Decision and Order approving Hydro One Networks' JRAP for transmission revenue requirement for the 2023 to 2027 period, subject to the annual application process with the regulator to reflect latest OEB inflation factors, of \$1,952 million for 2023, \$2,073 million for 2024, \$2,168 million for 2025, \$2,277 million for 2026 and \$2,362 million for 2027. Revenue requirements for 2024 to 2027 do not reflect the updates per the annual application process with the regulator to reflect latest OEB inflation factors.

On July 31, 2019, B2M LP filed a transmission rate application for the 2020 to 2024 period. On January 16, 2020, the OEB approved the 2020 base revenue requirement of \$33 million, and a revenue cap escalator index for 2021 to 2024.

On October 25, 2019, NRLP filed its revenue cap incentive rate application for the 2020 to 2024 period. On December 19, 2019, the OEB approved NRLP's proposed 2020 revenue requirement of \$9 million on an interim basis effective January 1, 2020. On April 9, 2020, final OEB approval was received.

HOSSM is under a 10-year deferred rebasing period for the 2017 to 2026 period, as approved in the OEB Mergers, Amalgamations, Acquisitions and Divestitures (MAAD) decision dated October 13, 2016.

Distribution

In March 2017, Hydro One Networks filed an application with the OEB for 2018 to 2022 distribution rates. On March 7, 2019, the OEB rendered its decision on the distribution rates application. In accordance with the OEB decision, the Company filed its draft rate order reflecting updated revenue requirements of \$1,459 million for 2018, \$1,498 million for 2019, \$1,532 million for 2020, \$1,578 million for 2021, and \$1,624 million for 2022. On June 11, 2019, the OEB approved the rate order confirming these updated revenue requirements.

On August 5, 2021 Hydro One Networks filed a JRAP for distribution and transmission revenue requirement for the 2023 to 2027 period. On November 29, 2022 the OEB issued a Decision and Order approving Hydro One Networks' JRAP for distribution revenue requirement for the period 2023 to 2027 of \$1,727 million for 2023, \$1,813 million for 2024, \$1,886 million for 2025, \$1,985 million for 2026 and \$2,071 million for 2027. Revenue requirements for 2024 to 2027 do not reflect the updates per the annual application process with the regulator to reflect latest OEB inflation factors.

On August 31, 2022, Hydro One Remotes filed its distribution rate application for the 2023 to 2027 period. On March 2, 2023, the OEB approved Hydro One Remote Communities' 2023 revenue requirement of \$128 million with a price cap escalator index for 2023 to 2027, and a 3.72% rate increase effective May 1, 2023. Revenue requirements for 2024 to 2027 will be updated per the annual application process with the regulator to reflect latest OEB inflation factors.

2. SIGNIFICANT ACCOUNTING POLICIES

Basis of Consolidation and Presentation

These consolidated financial statements (Consolidated Financial Statements) include the accounts of the Company and its subsidiaries. Inter-company transactions and balances have been eliminated.

Basis of Accounting

These Consolidated Financial Statements are prepared and presented in accordance with United States (US) Generally Accepted Accounting Principles (GAAP) and in Canadian dollars.

Use of Management Estimates

The preparation of financial statements requires management to make estimates and assumptions that affect the reported amounts of assets and liabilities at the date of the financial statements and the reported amounts of revenues, expenses, gains and losses during the reporting periods. Management evaluates these estimates on an ongoing basis based upon historical experience, current conditions, and assumptions believed to be reasonable at the time the assumptions are made, with any adjustments being recognized in results of operations in the period they arise. Significant estimates relate to unbilled revenues, regulatory assets and regulatory liabilities, environmental liabilities, pension benefits, and post-retirement and post-employment benefits. Actual results may differ significantly from these estimates.

Notes to Consolidated Financial Statements (continued)

For the years ended December 31, 2023 and 2022

Regulatory Accounting

The OEB has the general power to include or exclude revenues, costs, gains or losses in the rates of a specific period, resulting in a change in the timing of accounting recognition from that which would have been applied in an unregulated company. Such change in timing involves the application of rate-regulated accounting in accordance with Financial Accounting Standards Board Accounting Standard Codification Topic 980, Regulated Operations. within the Company's regulated business, giving rise to the recognition of regulatory assets and liabilities. The Company's regulatory assets represent certain amounts receivable from future electricity customers and costs that have been deferred for accounting purposes because it is probable that they will be recovered in future rates. In addition, the Company has recorded regulatory liabilities that generally represent amounts that are refundable to electricity customers in future rates. The Company continually assesses the likelihood of recovery of each of its regulatory assets and continues to believe that it is probable that the OEB will include its regulatory assets and regulatory liabilities in setting future rates. If, at some future date, the Company judges that it is no longer probable that the OEB will include a regulatory asset or regulatory liability in setting future rates, the appropriate carrying amount would be reflected in results of operations prospectively from the date the Company's assessment is made, unless the change meets the requirements for a subsequent event adjustment.

Cash and Cash Equivalents

Cash and cash equivalents include cash and short-term investments with an original maturity of three months or less.

Revenue Recognition

Transmission revenues predominantly consist of transmission tariffs, which are collected through OEB-approved uniform transmission rates (UTRs) which are applied against the monthly peak demand for electricity across Hydro One's high-voltage network. OEB-approved UTRs are based on an approved revenue requirement that includes a rate of return. The transmission tariffs are designed to recover revenues necessary to support the Company's transmission system with sufficient capacity to accommodate the maximum expected demand which is influenced by weather and economic conditions. Transmission revenues are recognized as electricity is transmitted and delivered to customers.

Distribution revenues attributable to the delivery of electricity are based on OEB-approved distribution rates and are recognized on an accrual basis and include billed and unbilled revenues. Billed revenues are based on electricity delivered as measured from customer meters. At the end of each month, electricity delivered to customers since the date of the last billed meter reading is estimated, and the corresponding unbilled revenue is recorded. The unbilled revenue estimate is affected by energy consumption, weather, and changes in the composition of customer classes.

Revenues also include amounts related to sales of other services and equipment. Such revenue is recognized as services are rendered or as equipment is delivered. Revenues are recorded net of indirect taxes.

Accounts Receivable and Allowance for Doubtful Accounts

Billed accounts receivable are recorded at the invoiced amount, net of allowance for doubtful accounts. Unbilled accounts receivable are recorded at their estimated value, net of allowance for doubtful accounts. Overdue amounts related to regulated billings bear interest at OEB-approved rates. The allowance for doubtful accounts reflects the Company's current lifetime expected credit losses (CECL) for all accounts receivable balances. The Company estimates the CECL by applying internally developed loss rates to all outstanding receivable balances by aging category on an undiscounted basis. Loss rates applied to the accounts receivable balances are based on historical overdue balances, customer payments and write-offs, which may be further supplemented from time to time to reflect management's best estimate of the loss. Accounts receivable are written-off against the allowance when they are deemed uncollectible. The allowance for doubtful accounts is affected by changes in volume, prices and economic conditions.

Noncontrolling interest

Noncontrolling interest represents the portion of equity ownership in subsidiaries that is not attributable to shareholders of Hydro One. Noncontrolling interest is initially recorded at fair value and subsequently the amount is adjusted for the proportionate share of net income and other comprehensive income (OCI) or other comprehensive loss (OCL) attributable to the noncontrolling interest and any dividends or distributions paid to the noncontrolling interest.

If a transaction results in the acquisition of all, or part, of a noncontrolling interest in a subsidiary, the acquisition of the noncontrolling interest is accounted for as an equity transaction. No gain or loss is recognized in consolidated net income or comprehensive income as a result of changes in the noncontrolling interest, unless a change results in the loss of control by the Company.

Income Taxes

Income taxes are accounted for using the asset and liability method. Current tax assets and liabilities are recognized based on the taxes payable or refundable on the current and prior year's taxable income. Current and deferred income taxes are computed based on the tax rates and tax laws enacted as at the balance sheet date. Tax benefits associated with income tax positions are recorded only when the more-likely-than-not recognition threshold is satisfied and are measured at the largest amount of benefit that has a greater than 50% likelihood of being realized upon settlement. Management evaluates each position based solely on the technical merits and facts and circumstances of the position, assuming the position will be examined by a taxing authority having full knowledge of all relevant information. Significant management judgment is required to determine recognition thresholds and the related amount of tax benefits to be recognized in the Consolidated Financial Statements. Management re-evaluates tax positions each period using new information about recognition or measurement as it becomes available.

Notes to Consolidated Financial Statements (continued)

For the years ended December 31, 2023 and 2022

Deferred Income Taxes

Deferred income tax assets and deferred income tax liabilities are recognized on all temporary differences between the tax bases and carrying amounts of assets and liabilities, including the carry forward unused tax credits and tax losses to the extent that it is more-likely-than-not that these deductions, credits, and losses can be utilized. Deferred income tax assets and deferred income tax liabilities are measured at the tax rates that are expected to apply in the period when the liability is settled or the asset is realized, based on the tax rates and tax laws that have been enacted as at the balance sheet date.

Deferred income taxes associated with its regulated operations which are considered to be more-likely-than-not to be recoverable or refunded in future regulated rates charged to customers are recognized as deferred income tax regulatory assets and deferred income tax liabilities with an offset to deferred income tax expense.

Investment tax credits are recorded as a reduction of the related expenses or income tax expense in the current or future period to the extent it is more likely than not that the credits can be utilized.

Management reassesses the deferred income tax assets at each balance sheet date and reduces the amount to the extent that it is more likely than not that the deferred income tax asset will not be realized. Previously unrecognized deferred income tax assets are reassessed at each balance sheet date and are recognized to the extent that it has become more likely than not that the tax benefit will be realized.

Materials and Supplies

Materials and supplies represent consumables, small spare parts and construction materials held for internal construction and maintenance of property, plant and equipment. These assets are carried at average cost less any impairments recorded.

Property, Plant and Equipment

Property, plant and equipment is recorded at original cost, net of customer contributions, and any accumulated impairment losses. The cost of additions, including betterments and replacement asset components, is included on the consolidated balance sheets as property, plant and equipment.

The original cost of property, plant and equipment includes direct materials, direct labour (including employee benefits), contracted services, attributable capitalized financing costs, asset retirement costs, and direct and indirect overheads that are related to the capital project or program. Indirect overheads include a portion of corporate costs such as finance, treasury, human resources, and information technology. Overhead costs, including corporate functions and field services costs, are capitalized on a fully allocated basis, consistent with an OEB-approved methodology.

Property, plant and equipment in-service consists of transmission, distribution, communication, administration and service assets and land easements. Property, plant and equipment also includes future use assets, such as land, major components and spare parts, and capitalized project development costs associated with deferred capital projects.

Transmission

Transmission assets include assets used for the transmission of high-voltage electricity, such as transmission lines, support structures, foundations, insulators, connecting hardware and grounding systems, and assets used to step up the voltage of electricity from generating stations for transmission and to step down voltages for distribution, including transformers, circuit breakers and switches.

Distribution

Distribution assets include assets related to the distribution of low-voltage electricity, including lines, poles, switches, transformers, protective devices and metering systems.

Communication

Communication assets include fibre optic and microwave radio systems, optical ground wire, towers, telephone equipment and associated buildings.

Administration and Service

Administration and service assets include administrative buildings, personal computers, transport and work equipment, tools and other minor assets.

Easements

Easements include a statutory easement for the use of transmission corridor and related abutting lands pursuant to Part IX.1 of the *Electricity Act, 1998* (Ontario) (Electricity Act), as well as other land rights for occupation.

Intangible Assets

Intangible assets separately acquired or internally developed are measured on initial recognition at cost, which comprises purchased software, direct labour (including employee benefits), consulting, engineering, overheads and attributable capitalized financing charges. Following initial recognition, intangible assets are carried at cost, net of any accumulated amortization and accumulated impairment losses. The Company's intangible assets primarily represent major computer applications.

Capitalized Financing Costs

Capitalized financing costs represent interest costs attributable to the construction of property, plant and equipment or development of intangible assets. The financing cost of attributable borrowed funds is capitalized as part of the acquisition cost of such assets. The capitalized financing costs are a reduction of financing charges recognized in the consolidated statements of operations and comprehensive income. Capitalized financing costs are calculated using the Company's weighted average effective cost of debt.

Construction and Development in Progress

Construction and development in progress consists of the capitalized cost of constructed assets that are not yet complete and which have not yet been placed in service.

Depreciation and Amortization

The cost of property, plant and equipment and intangible assets is depreciated or amortized on a straight-line basis based on the estimated remaining service life of each asset category, except for transport and work equipment, which is depreciated on a declining balance basis.

Notes to Consolidated Financial Statements (continued)

For the years ended December 31, 2023 and 2022

The Company periodically initiates an external independent review of its property, plant and equipment and intangible asset depreciation and amortization rates, as required by the OEB. Any changes arising from OEB approval of such a review are implemented on a remaining service life basis, consistent with their inclusion in electricity rates. The most

recent reviews resulted in changes to rates effective January 1, 2023 for Hydro One Networks' distribution and transmission businesses. A summary of average service lives and depreciation and amortization rates for the various classes of assets is included below:

	Average Service Life	Rate	
		Range	Average
Property, plant and equipment:			
Transmission	57 years	1% - 3%	2%
Distribution	49 years	1% - 8%	2%
Communication	17 years	1% - 11%	6%
Administration and service	25 years	1% - 20%	4%
Intangible assets	11 years	8% - 10%	6%

In accordance with group depreciation practices, the original cost of property, plant and equipment, or major components thereof, and intangible assets that are normally retired, is charged to accumulated depreciation, with no gain or loss being reflected in results of operations. Where a disposition of property, plant and equipment occurs through sale, a gain or loss is calculated based on proceeds and such gain or loss is included in depreciation expense.

Acquisitions and Goodwill

The Company accounts for business acquisitions using the acquisition method of accounting and, accordingly, the assets and liabilities of the acquired entities are primarily measured at their estimated fair value at the date of acquisition. Costs associated with pending acquisitions are expensed as incurred. Goodwill represents the cost of acquired companies that is in excess of the fair value of the net identifiable assets acquired at the acquisition date. Goodwill is not included in rate base.

Goodwill is evaluated for impairment on an annual basis, or more frequently if circumstances require. The Company performs a qualitative assessment to determine whether it is more likely than not that the fair value of the applicable reporting unit is less than its carrying amount. If the Company determines, as a result of its qualitative assessment, that it is not more likely than not that the fair value of the applicable reporting unit is less than its carrying value, no further testing is required. If the Company determines, as a result of its qualitative assessment, that it is more likely than not that the fair value of the applicable reporting unit is less than its carrying amount, a quantitative goodwill impairment assessment is performed. The quantitative assessment compares the fair value of the applicable reporting unit to its carrying amount, including goodwill. If the fair value of goodwill is less than the carrying amount, an impairment loss is recorded as a reduction to goodwill and as a charge to results of operations.

Based on the assessment performed as at September 30, 2023 and with no significant events since, the Company has concluded that goodwill was not impaired at December 31, 2023.

Long-Lived Asset Impairment

When circumstances indicate the carrying value of long-lived assets may not be recoverable, the Company evaluates whether the carrying value of such assets, excluding goodwill, has been impaired. For such long-lived assets, the Company evaluates whether impairment may exist by estimating future estimated undiscounted cash flows expected to result from the use and eventual disposition of the asset. When alternative courses of action to recover the carrying amount of a long-lived asset are under consideration, a probability-weighted approach is used to develop estimates of future undiscounted cash flows. If the carrying value of the long-lived asset is not recoverable based on the estimated future undiscounted cash flows, an impairment loss is recorded, measured as the excess of the carrying value of the asset over its fair value. As a result, the asset's carrying value is adjusted to its estimated fair value.

Within its regulated business, the carrying costs of most of Hydro One's long-lived assets are included in rate base where they earn an OEB-approved rate of return. Asset carrying values and the related return are recovered through approved rates. As a result, such assets are only tested for impairment in the event that the OEB disallows recovery, in whole or in part, or if such a disallowance is judged to be probable.

Hydro One regularly monitors the assets of its unregulated subsidiary Acronym Solutions Inc. for indications of impairment. Management assesses the fair value of such long-lived assets using commonly accepted techniques. Techniques used to determine fair value include, but are not limited to, the use of recent third-party comparable sales for reference and internally developed discounted cash flow analysis. Significant changes in market conditions, changes to the condition of an asset, or a change in management's intent to utilize the asset are generally viewed by management as triggering events to reassess the cash flows related to these long-lived assets. As at December 31, 2023 and 2022, no asset impairment had been recorded for assets within either the Company's regulated or unregulated businesses.

Notes to Consolidated Financial Statements (continued)

For the years ended December 31, 2023 and 2022

Costs of Arranging Debt Financing

For financial liabilities classified as other than held-for-trading, the Company defers the external transaction costs related to obtaining financing and presents such amounts net of related debt on the consolidated balance sheets. Deferred issuance costs are amortized over the contractual life of the related debt on an effective-interest basis and the amortization is included within financing charges in the consolidated statements of operations and comprehensive income. Transaction costs for items classified as held-for-trading are expensed immediately.

Financial Assets and Liabilities

All financial assets and liabilities are classified into one of the following five categories: held-to-maturity; loans and receivables; held-for-trading; other liabilities; or available-for-sale. Financial assets and liabilities classified as held-for-trading are measured at fair value. All other financial assets and liabilities are measured at amortized cost. Accounts receivable and amounts due from related parties are classified as loans and receivables. The Company considers the carrying amounts of accounts receivable and amounts due from related parties to be reasonable estimates of fair value because of the short time to maturity of these instruments. The Company estimates the CECL for all accounts receivable balances, which are recognized as adjustments to the allowance for doubtful accounts. Accounts receivable are written-off against the allowance when they are deemed uncollectible. All financial instrument transactions are recorded at trade date.

The Company determines the classification of its financial assets and liabilities at the date of initial recognition. The Company designates certain of its financial assets and liabilities to be held at fair value, when it is consistent with the Company's risk management policy disclosed in Note 17 - Fair Value of Financial Instruments and Risk Management.

Derivative Instruments and Hedge Accounting

The Company closely monitors the risks associated with changes in interest rates on its operations and, where appropriate, uses various instruments to hedge these risks. Certain of these derivative instruments qualify for hedge accounting and are designated as accounting hedges, while others either do not qualify as hedges or have not been designated as hedges (hereinafter referred to as undesignated contracts) as they are part of economic hedging relationships.

The accounting guidance for derivative instruments requires the recognition of all derivative instruments not identified as meeting the normal purchase and sale exemption as either assets or liabilities recorded at fair value on the consolidated balance sheets. For derivative instruments that qualify for hedge accounting, the Company may elect to designate such derivative instruments as either cash flow hedges or fair value hedges. The Company offsets fair value amounts recognized on its consolidated balance sheets related to derivative instruments executed with the same counterparty under the same master netting agreement.

For derivative instruments that qualify for hedge accounting, and which are designated as cash flow hedges, any unrealized gain or loss, net of tax, is recorded as a component of accumulated OCI (AOCI). Amounts in AOCI are reclassified to results of operations in the same period or periods during which the hedged transaction affects results of operations and presented in the same line item as the earnings effect of the hedged

item. Any gains or losses on the derivative instrument that represent hedge components excluded from the assessment of effectiveness are recognized in the same line item of the consolidated statements of operations as the hedged item. For fair value hedges, changes in fair value of both the derivative instrument and the underlying hedged exposure are recognized in the consolidated statements of operations and comprehensive income in the current period. The gain or loss on the derivative instrument is included in the same line item as the offsetting gain or loss on the hedged item in the consolidated statements of operations and comprehensive income. The changes in fair value of the undesignated derivative instruments are reflected in results of operations.

Embedded derivative instruments are separated from their host contracts and are carried at fair value on the consolidated balance sheets when: (a) the economic characteristics and risks of the embedded derivative are not clearly and closely related to the economic characteristics and risks of the host contract; (b) the hybrid instrument is not measured at fair value, with changes in fair value recognized in results of operations each period; and (c) the embedded derivative itself meets the definition of a derivative. The Company does not engage in derivative trading or speculative activities and had no embedded derivatives that required bifurcation at December 31, 2023, or 2022.

Hydro One periodically develops hedging strategies taking into account risk management objectives. At the inception of a hedging relationship where the Company has elected to apply hedge accounting, Hydro One formally documents the relationship between the hedged item and the hedging instrument, the related risk management objective, the nature of the specific risk exposure being hedged, and the method for assessing the effectiveness of the hedging relationship. The Company also assesses, both at the inception of the hedge and on a quarterly basis, whether the hedging instruments are effective in offsetting changes in fair values or cash flows of the hedged items.

Employee Future Benefits

Employee future benefits provided by Hydro One include pension, post-retirement and post-employment benefits. The costs of the Company's pension, post-retirement and post-employment benefit plans are recorded over the periods during which employees render service.

The Company recognizes the funded status of its defined benefit pension plan (Pension Plan) and its post-retirement and post-employment plans on its consolidated balance sheets and subsequently recognizes the changes in funded status at the end of each reporting year. Defined benefit pension, post-retirement and post-employment plans are considered to be underfunded when the projected benefit obligation (PBO) exceeds the fair value of the plan assets. Liabilities are recognized on the consolidated balance sheets for any net underfunded PBO. The net underfunded PBO may be disclosed as a current liability, long-term liability, or both. The current portion is the amount by which the actuarial present value of benefits included in the benefit obligation payable in the next 12 months exceeds the fair value of plan assets. If the fair value of plan assets exceeds the PBO of the plan, an asset is recognized equal to the net overfunded PBO. The post-retirement and post-employment benefit plans are unfunded because there are no related plan assets.

Notes to Consolidated Financial Statements (continued)

For the years ended December 31, 2023 and 2022

Hydro One recognizes its contributions to the defined contribution pension plan (DC Plan) as pension expense, with a portion being capitalized as part of labour costs included in capital expenditures. The expensed amount is included in operation, maintenance and administration (OM&A) costs in the consolidated statements of operations and comprehensive income.

Defined Benefit Pension

Defined benefit pension costs are recorded on an accrual basis for financial reporting purposes. Pension costs are actuarially determined using the projected benefit method prorated on service and are based on assumptions that reflect management's best estimate of the effect of future events, including future compensation increases. Past service costs from plan amendments and all actuarial gains and losses are amortized on a straight-line basis over the expected average remaining service period of active employees in the plan, or over the estimated remaining life expectancy of inactive employees in the plan. Pension plan assets, consisting primarily of listed and unlisted equity securities, marketable and private debt, corporate and government debt securities as well as unlisted real estate and unlisted infrastructure investments, are recorded at fair value at the end of each year. Hydro One records a regulatory asset or liability equal to the net underfunded or overfunded PBO for its pension plan. Defined benefit pension costs are attributed to labour costs on a cash basis and a portion directly related to acquisition and development of capital assets is capitalized as part of the cost of property, plant and equipment and intangible assets. The remaining defined benefit pension costs are charged to results of operations (OM&A costs).

Post-retirement and Post-employment Benefits

Post-retirement and post-employment benefits are recorded and included in rates on an accrual basis. Costs are determined by independent actuaries using the projected benefit method prorated on service and based on assumptions that reflect management's best estimates. For post-retirement benefits, past service costs from plan amendments are amortized to results of operations based on the expected average remaining service period.

For post-retirement benefits, all actuarial gains or losses are deferred using the "corridor" approach. The amount calculated above the "corridor" is amortized to results of operations on a straight-line basis over the expected average remaining service life of active employees in the plan or over the remaining life expectancy of inactive employees in the plan. The post-retirement benefit obligation is remeasured to its fair value at each year end based on an annual actuarial report, with an offset to the associated regulatory account, to the extent of the remeasurement adjustment.

The actuarial gains and losses on post-employment obligations that are incurred during the year are recognized immediately to results of operations. The post-employment benefit obligation is remeasured to its fair value at each year end based on an annual actuarial report, with an offset to the associated regulatory account, to the extent of the remeasurement adjustment.

All post-retirement and post-employment benefit costs are attributed to labour costs and are either charged to results of operations (OM&A costs) or capitalized as part of the cost of property, plant and equipment and intangible assets (applies to the service cost component of benefit cost) and to regulatory assets for all other components of the benefit cost, consistent with their inclusion in OEB-approved rates.

Stock-Based Compensation

Share Grant Plans

Hydro One measures share grant plans based on fair value of share grants as estimated based on the grant date common share price. The costs are recognized in the financial statements using the graded-vesting attribution method for share grant plans that have both a performance condition and a service condition. The Company records a regulatory asset equal to the accrued costs of share grant plans recognized in each period. Costs are transferred from the regulatory asset to labour costs at the time the share grants vest and are recovered in rates. Forfeitures are recognized as they occur.

Deferred Share Unit (DSU) Plans

The Company records the liabilities associated with its Directors' and Management DSU Plans at fair value at each reporting date until settlement, recognizing compensation expense over the vesting period on a straight-line basis. The fair value of the DSU liability is based on the Company's common share closing price at the end of each reporting period.

Society of United Professionals (Society) Restricted Share Unit (RSU) Plan

The Company measures its Society RSU plan based on fair value of share grants as estimated based on the grant date common share price. The costs are recognized over the vesting period using the straight-line attribution method. The Company records a regulatory asset equal to the accrued costs of the Society RSU plan recognized in each period. Costs are transferred from the regulatory asset to labour costs at the time the share grants vest and are issued and are recovered in rates. Forfeitures are recognized as they occur.

Long-term Incentive Plan (LTIP)

The Company measures the awards issued under its LTIP, at fair value based on the grant date common share price. The fair value of liability-classified awards is based on the Company's common share closing price at the end of each reporting period. The related compensation expense is recognized over the vesting period on a straight-line basis. Forfeitures are recognized as they occur.

Loss Contingencies

Hydro One is involved in certain legal and environmental matters that arise in the normal course of business. In the preparation of its Consolidated Financial Statements, management makes judgments regarding the future outcome of contingent events and records a loss for a contingency based on its best estimate when it is determined that such loss is probable and the amount of the loss can be reasonably estimated. Where the loss amount is recoverable in future rates, a regulatory asset is also recorded. When a range estimate for the probable loss exists and no amount within the range is a better estimate than any other amount, the Company records a loss at the minimum amount within the range.

Notes to Consolidated Financial Statements (continued)

For the years ended December 31, 2023 and 2022

Management regularly reviews current information available to determine whether recorded provisions should be adjusted and whether new provisions are required. Estimating probable losses may require analysis of multiple forecasts and scenarios that often depend on judgments about potential actions by third parties, such as federal, provincial and local courts or regulators. Contingent liabilities are often resolved over long periods of time. Amounts recorded in the Consolidated Financial Statements may differ from the actual outcome once the contingency is resolved. Such differences could have a material impact on future results of operations, financial position and cash flows of the Company.

Provisions are based upon current estimates and are subject to greater uncertainty where the projection period is lengthy. A significant upward or downward trend in the number of claims filed, the nature of the alleged injuries, and the average cost of resolving each claim could change the estimated provision, as could any substantial adverse or favourable verdict at trial. A federal or provincial legislative outcome or structured settlement could also change the estimated liability. Legal fees are expensed as incurred.

Environmental Liabilities

Environmental liabilities are recorded in respect of past contamination when it is determined that future environmental remediation expenditures are probable under existing statute or regulation and the amount of the future expenditures can be reasonably estimated. Hydro One records a liability for the estimated future expenditures associated with contaminated land assessment and remediation (LAR) and for the phase-out and destruction of polychlorinated biphenyl (PCB)-contaminated mineral oil removed from electrical equipment, based on the present value of these estimated future expenditures. The Company determines the present value with a discount rate that produces an amount at which the environmental liabilities could be settled in an arm's length transaction with a third party. To the extent that the Company anticipates that the future expenditures will continue to be recoverable in future rates, an offsetting regulatory asset has been recorded to reflect the anticipated amount of future recovery of these environmental expenditures from customers. Hydro One reviews its estimates of future environmental expenditures annually, or more frequently if there are indications that circumstances have changed. Estimate changes are accounted for prospectively.

Asset Retirement Obligations

Asset retirement obligations are recorded for legal obligations associated with the future removal and disposal of long-lived assets. Such obligations may result from the acquisition, construction, development and/or normal use of the asset. Conditional asset retirement obligations are recorded when there is a legal obligation to perform a future asset retirement activity but where the timing and/or method of settlement are conditional on a future event that may or may not be within the control of the Company. In such a case, the obligation to perform the asset retirement activity is unconditional even though uncertainty exists about the timing and/or method of settlement. This uncertainty is incorporated in the fair value measurement of the obligation.

When recording an asset retirement obligation, the present value of the estimated future expenditures required to complete the asset retirement activity is recorded in the period in which the obligation is incurred, if a reasonable estimate can be made. In general, the present value of the estimated future expenditures is added to the carrying amount of the associated asset and the resulting asset retirement cost is depreciated over the estimated useful life of the asset. The present value is determined with a discount rate that equates to the Company's credit-adjusted risk-free rate. Where an asset is no longer in service when an asset retirement obligation is recorded, the asset retirement cost is recorded in results of operations.

Leases

At the commencement date of a lease, the minimum lease payments are discounted and recognized as a lease obligation. Discount rates used correspond to the Company's incremental borrowing rates. Renewal options are assessed for their likelihood of being exercised and are included in the measurement of the lease obligation when it is reasonably certain they will be exercised. The Company does not recognize leases with a term of less than 12 months. A corresponding Right-of-Use (ROU) asset is recognized at the commencement date of a lease. The ROU asset is measured as the lease obligation adjusted for any lease payments made and/or any lease incentives and initial direct costs incurred. ROU assets are included in other long-term assets, and corresponding lease obligations are included in other current liabilities and other long-term liabilities on the consolidated balance sheets.

Subsequent to the commencement date, the lease expense recognized at each reporting period is the total remaining lease payments over the remaining lease term. Lease obligations are measured as the present value of the remaining unpaid lease payments using the discount rate established at commencement date. The amortization of the ROU assets is calculated as the difference between the lease expense and the accretion of interest, which is calculated using the effective interest method. Lease modifications and impairments are assessed at each reporting period to assess the need for a remeasurement of the lease obligations or ROU assets.

Notes to Consolidated Financial Statements (continued)

For the years ended December 31, 2023 and 2022

3. NEW ACCOUNTING PRONOUNCEMENTS

The following table presents Accounting Standard Updates (ASUs) issued by the Financial Accounting Standards Board (FASB) that are applicable to Hydro One:

Recently Adopted Accounting Guidance

Guidance	Date issued	Description	Effective date	Impact on Hydro One
ASU 2021-08	October 2021	The amendments address how to determine whether a contractual obligation represents a liability to be recognized by the acquirer in a business combination.	January 1, 2023	No impact upon adoption
ASU 2022-02	March 2022	The amendments eliminate the troubled debt restructuring accounting model for entities that have adopted Topic 326 <i>Financial Instrument – Credit Losses</i> and modifies the guidance on vintage disclosure requirements to require disclosure of current-period gross write-offs by year of origination.	January 1, 2023	No impact upon adoption

Recently Issued Accounting Guidance Not Yet Adopted

Guidance	Date issued	Description	Effective date	Impact on Hydro One
ASU 2023-06	October 2023	The amendments represent changes to clarify or improve disclosure or presentation requirements of a variety of subtopics in the FASB Accounting Standards Codification (Codification). Many of the amendments allow users to more easily compare entities subject to the US Securities and Exchange's (SEC) existing disclosures with those entities that were not previously subject to the SEC's requirements. Also, the amendments align the requirements in the Codification with the SEC's regulations. Applicable to all entities, if by June 30, 2027 the SEC has not removed the applicable requirement from Regulation S-X or Regulation S-K, the pending content of the related amendment will be removed from the Codification and will not become effective for any entity.	Two years subsequent to the date on which the SEC's removal of that related disclosure becomes effective	Under assessment
ASU 2023-07	November 2023	The amendments improve the disclosures about a public entity's reportable segments and address requests from investors for additional, more detailed information about a reportable segment's expenses.	January 1, 2024	Under assessment
ASU 2023-09	December 2023	The amendments address investor requests for more transparency about income tax information through improvements to income tax disclosures primarily related to the rate reconciliation and income taxes paid information.	January 1, 2025	Under assessment

4. DEPRECIATION, AMORTIZATION AND ASSET REMOVAL COSTS

Year ended December 31 (millions of dollars)	2023	2022
Depreciation of property, plant and equipment ¹	776	717
Amortization of intangible assets	76	81
Amortization of regulatory assets	14	33
Depreciation and amortization	866	831
Asset removal costs	130	135
	996	966

¹ Includes gain on sale of assets of \$1 million (2022 - \$39 million).

Notes to Consolidated Financial Statements (continued)

For the years ended December 31, 2023 and 2022

5. FINANCING CHARGES

Year ended December 31 (millions of dollars)	2023	2022
Interest on long-term debt	581	505
Interest on short-term notes	44	27
Interest on regulatory accounts	15	8
Realized gain on cash flow hedges (interest-rate swap agreements) (Notes 7, 17)	(2)	(3)
Other	16	17
Less: Interest capitalized on construction and development in progress	(72)	(63)
Interest earned on cash and cash equivalents	(12)	(7)
Deferred Tax Asset (DTA) carrying charges	—	2
	570	486

6. INCOME TAXES

As a rate regulated utility company, the Company recovers income taxes from its ratepayers based on estimated current income tax expense in respect of its regulated business. The amounts of deferred income taxes related to regulated operations which are considered to be more likely-than-not to be recoverable from, or refundable to, ratepayers in future periods are recognized as deferred income tax regulatory assets or deferred income tax liabilities, with an offset to deferred income tax recovery or deferred income tax expense, respectively. The Company's consolidated income tax expense or income tax recovery for the period includes all current and deferred income tax expenses for the period net of the regulated accounting offset to deferred income tax expense arising from temporary differences to be recovered from, or refunded to, customers in future rates. Thus, the Company's income tax expense or income tax recovery differs from the amount that would have been recorded using the combined Canadian federal and Ontario statutory income tax rate.

The reconciliation between the statutory and the effective tax rates is provided as follows:

Year ended December 31 (millions of dollars)	2023	2022
Income before income tax expense	1,272	1,346
Income tax expense at statutory rate of 26.5% (2022 - 26.5%)	337	357
Increase (decrease) resulting from:		
Net temporary differences recoverable in future rates charged to customers:		
Capital cost allowance in excess of depreciation and amortization	(141)	(90)
Impact of DTA Implementation Decision ¹	48	96
Overheads capitalized for accounting but deducted for tax purposes	(41)	(35)
Interest capitalized for accounting but deducted for tax purposes	(19)	(17)
Pension and post-retirement benefit contributions in excess of pension expense	(1)	(11)
Environmental expenditures	(4)	(9)
Other	(4)	—
Net temporary differences attributable to regulated business	(162)	(66)
Net permanent differences	3	(3)
Total income tax expense	178	288
Effective income tax rate	14.0%	21.4%

¹ Pursuant to the DTA Implementation Decision, the impact represents the amounts recovered from ratepayers in respect of tax deductions previously shared with ratepayers. See Note 12 - Regulatory Assets and Liabilities.

The major components of income tax expense are as follows:

Year ended December 31 (millions of dollars)	2023	2022
Current income tax expense	42	36
Deferred income tax expense	136	252
Total income tax expense	178	288

Notes to Consolidated Financial Statements (continued)

For the years ended December 31, 2023 and 2022

Deferred Income Tax Assets and Liabilities

Deferred income tax assets and deferred income tax liabilities reflect the future income tax consequences attributable to temporary differences between the tax bases and the financial statement carrying amounts of the assets and liabilities including the carry forward amounts of tax losses and tax credits. Deferred income tax assets and defined income tax liabilities attributable to the Company's regulated business are recognized with a corresponding offset in deferred income tax regulatory assets and defined income tax liabilities to reflect the anticipated recovery or repayment of these balances in the future electricity rates. At December 31, 2023 and 2022, deferred income tax assets and deferred income tax liabilities consisted of the following:

As at December 31 (millions of dollars)	2023	2022
Deferred income tax assets		
Post-retirement and post-employment benefits expense in excess of cash payments	563	506
Regulatory assets and liabilities	222	301
Non-capital losses	207	245
Non-depreciable capital property	273	273
Tax credit carryforwards	213	182
Investment in subsidiaries	106	102
Environmental expenditures	19	34
Other	7	—
	1,610	1,643
Less: valuation allowance	(385)	(381)
Total deferred income tax assets	1,225	1,262
Deferred income tax liabilities		
Capital cost allowance in excess of depreciation and amortization	2,142	1,728
Pension assets	31	129
Other	—	6
Total deferred income tax liabilities	2,173	1,863
Net deferred income tax liabilities	(948)	(601)

The net deferred income tax liabilities are presented on the consolidated balance sheets as follows:

As at December 31 (millions of dollars)	2023	2022
Long-term:		
Deferred income tax assets	119	114
Deferred income tax liabilities	(1,067)	(715)
Net deferred income tax liabilities	(948)	(601)

The valuation allowance for deferred income tax assets as at December 31, 2023 was \$385 million (2022 - \$381 million). The valuation allowance primarily relates to temporary differences for non-depreciable assets and investments in subsidiaries. As of December 31, 2023 and 2022, the Company had non-capital losses carried forward available to reduce future years' taxable income, which expire as follows:

Year of expiry (millions of dollars)	2023	2022
2035	1	1
2036	2	138
2037	167	227
2038	230	230
2039	228	228
2040	18	18
2041	26	26
2042	52	37
2043	36	—
Total losses	760	905

Notes to Consolidated Financial Statements (continued)

For the years ended December 31, 2023 and 2022

7. OTHER COMPREHENSIVE (LOSS) INCOME

Year ended December 31 (millions of dollars)	2023	2022
(Loss) gain on cash flow hedges (interest-rate swap agreements) (Notes 5, 17) ¹	(5)	10
(Loss) gain on transfer of other post-employment benefits (OPEB) (Note 19)	(9)	2
Other	—	11
	(14)	23

¹ Includes \$2 million after-tax realized gain (2022 - \$2 million gain) and \$2 million before-tax realized gain (2022 - \$3 million) on cash flow hedges reclassified to financing charges.

8. ACCOUNTS RECEIVABLE

As at December 31 (millions of dollars)	2023	2022
Accounts receivable - billed	405	357
Accounts receivable - unbilled	482	473
Accounts receivable, gross	887	830
Allowance for doubtful accounts	(57)	(63)
Accounts receivable, net	830	767

The following table shows the movements in the allowance for doubtful accounts for the year ended December 31, 2023 and the year ended December 31, 2022:

Year ended December 31 (millions of dollars)	2023	2022
Allowance for doubtful accounts - beginning	(63)	(56)
Write-offs	20	25
Additions to allowance for doubtful accounts	(14)	(32)
Allowance for doubtful accounts - ending	(57)	(63)

9. OTHER CURRENT ASSETS

As at December 31 (millions of dollars)	2023	2022
Prepaid expenses and other assets	51	62
Regulatory assets (Note 12)	46	189
Materials and supplies	35	25
Derivative assets (Note 17)	—	5
	132	281

10. PROPERTY, PLANT AND EQUIPMENT

As at December 31, 2023 (millions of dollars)	Property, Plant and Equipment	Accumulated Depreciation	Construction in Progress	Total
Transmission	21,224	6,885	1,160	15,499
Distribution	13,511	4,598	207	9,120
Communication	1,589	1,276	58	371
Administration and service	2,334	1,129	80	1,285
Easements	718	119	—	599
	39,376	14,007	1,505	26,874

As at December 31, 2022 (millions of dollars)	Property, Plant and Equipment	Accumulated Depreciation	Construction in Progress	Total
Transmission	20,162	6,641	938	14,459
Distribution	12,707	4,380	107	8,434
Communication	1,528	1,197	100	431
Administration and service	2,120	1,065	85	1,140
Easements	701	88	—	613
	37,218	13,371	1,230	25,077

Financing charges capitalized on property, plant and equipment under construction were \$66 million in 2023 (2022 - \$57 million).

Notes to Consolidated Financial Statements (continued)

For the years ended December 31, 2023 and 2022

11. INTANGIBLE ASSETS

As at December 31, 2023 (millions of dollars)	Intangible Assets	Accumulated Amortization	Development in Progress	Total
Computer applications software	1,388	814	81	655
Other	6	5	—	1
	1,394	819	81	656

As at December 31, 2022 (millions of dollars)	Intangible Assets	Accumulated Amortization	Development in Progress	Total
Computer applications software	1,178	738	167	607
Other	6	5	—	1
	1,184	743	167	608

Financing charges capitalized to intangible assets under development were \$6 million in 2023 (2022 - \$6 million). The estimated annual amortization expense for intangible assets is as follows: 2024 - \$77 million; 2025 - \$75 million; 2026 - \$73 million; 2027 - \$69 million; and 2028 - \$62 million.

12. REGULATORY ASSETS AND LIABILITIES

Regulatory assets and liabilities arise as a result of the rate-setting process. Hydro One has recorded the following regulatory assets and liabilities:

As at December 31 (millions of dollars)	2023	2022
Regulatory assets:		
Deferred income tax regulatory asset	3,021	2,724
Post-retirement and post-employment benefits - non-service cost	93	141
Environmental	53	93
Broadband deferral	37	4
Rural and remote rate protection (RRRP) variance	30	25
Stock-based compensation	29	34
Deferred tax asset sharing	5	73
Conservation and demand management (CDM) variance	—	25
Other	38	34
Total regulatory assets	3,306	3,153
Less: current portion	(46)	(189)
	3,260	2,964
Regulatory liabilities:		
Post-retirement and post-employment benefits	398	506
Earnings sharing mechanism deferral	109	75
Distribution rate riders	99	—
Pension benefit regulatory liability	99	358
Retail settlement variance account (RSVA)	84	53
Tax rule changes variance	32	100
Asset removal costs cumulative variance	29	41
Capitalized overhead tax variance	26	16
OPEB Asymmetrical Carrying Charge Variance Account	20	11
External revenue variance	19	50
Pension cost differential	9	26
Deferred income tax regulatory liability	4	4
Other	31	22
Total regulatory liabilities	959	1,262
Less: current portion	(51)	(139)
	908	1,123

Notes to Consolidated Financial Statements (continued)

For the years ended December 31, 2023 and 2022

Deferred Income Tax Regulatory Asset and Liability

Deferred income taxes are recognized on temporary differences between the carrying amount of assets and liabilities in the financial statements and the corresponding tax bases used in the computation of taxable income. The Company has recognized regulatory assets and regulatory liabilities that correspond to deferred income taxes that flow through the rate-setting process. In the absence of rate-regulated accounting, the Company's income tax expense would have been recognized using the liability method and there would be no regulatory accounts established for income taxes to be recovered through future rates. As a result, the 2023 income tax expense would have been higher by approximately \$162 million (2022 - \$66 million). The \$162 million (2022 - \$66 million) impact is offset against deferred income tax regulatory asset and liability, and various other regulatory accounts.

Post-Retirement and Post-Employment Benefits - Non-Service Cost

Hydro One has recorded a regulatory asset relating to the future recovery of its post-retirement and post-employment benefits other than service costs. The regulatory asset includes the applicable tax impact to reflect taxes payable. Prior to adoption of ASU 2017-07 in 2018, these amounts were capitalized to property, plant and equipment and intangible assets. As part of Hydro One Networks' 2020 to 2022 Transmission Decision, the OEB concluded that the non-service cost component of Hydro One's OPEB costs shall be recognized as OM&A for both its transmission and distribution businesses. Furthermore, Hydro One Networks distribution continued to record the non-service cost component of OPEBs in this account until the end of 2022. As part of the JRAP Decision received in November 2022, the OEB approved the disposition of Hydro One Networks' transmission and distribution account balances as at December 31, 2020, including accrued interest, which would be recovered from ratepayers over a one-year period ending December 31, 2023, and a three-year period ending December 31, 2025, respectively.

Environmental

Hydro One records a liability for the estimated future expenditures required to remediate environmental contamination. A regulatory asset is recognized to the extent management considers it to be probable environmental expenditures will be recovered in the future through the rate-setting process. For the year ended December 31, 2023, the Company has recorded a portion of the liability as a regulatory asset. In 2023, the revaluation adjustment decreased the environmental regulatory asset by \$9 million (2022 - increased by \$3 million) to reflect changes in the recoverable portion of the Company's PCB and LAR environmental liabilities. The environmental regulatory asset is amortized to results of operations based on the pattern of actual expenditures incurred and charged to environmental liabilities. The OEB has the discretion to examine and assess the prudence and the timing of recovery of all of Hydro One's actual environmental expenditures. In the absence of rate-regulated accounting, with respect to the revaluation adjustment, 2023 OM&A expenses would have been lower by \$9 million (2022 - higher by \$3 million). In addition, 2023 amortization expense would have been lower by \$14 million (2022 - \$33 million), and 2023 financing charges would have been higher by \$1 million (2022 - \$1 million).

Broadband Deferral

In July 2022, the OEB approved the establishment of a generic deferral account to record the incremental costs and incremental revenues attributable to carrying out activities pertaining to designated broadband projects as defined under *Building Broadband Faster Act* (Ontario). In the absence of rate-regulated accounting, OM&A expenses would be higher by \$33 million (2022 - \$4 million).

RRRP Variance

Hydro One Remotes receives RRRP amounts through the Independent Electricity System Operator (IESO). At December 31, 2022, the Company recognized a regulatory asset representing the amounts required to achieve breakeven net income, as regulated under the cost recovery model, in excess of cumulative RRRP amounts received. In 2023, RRRP amounts received were lower (2022 - lower) than amounts required to achieve breakeven net income, and as such, the regulatory asset was increased by \$5 million (2022 - \$15 million). In the absence of rate-regulated accounting, 2023 revenue would have been lower by \$5 million (2022 - \$15 million).

Stock-based Compensation

The Company recognizes costs associated with share grant plans in a regulatory asset as management considers it probable that share grant plans' costs will be recovered in the future through the rate-setting process. In the absence of rate-regulated accounting, OM&A expenses would be lower by \$3 million (2022 - \$2 million). Share grant costs are transferred to labour costs at the time they vest and are issued, and are recovered in rates in accordance with recovery of these labour costs.

Deferred Tax Asset Sharing

On July 16, 2020, the Ontario Divisional Court (ODC) rendered its decision on the Company's appeal of a previous OEB decision regarding the regulatory treatment of the Company's DTA. On October 2, 2020, the OEB issued a procedural order to implement the direction of the ODC which required Hydro One to submit its proposal for the recovery of the DTA amounts allocated to ratepayers for the 2017 to 2022 period. On April 8, 2021, the OEB rendered the DTA Implementation Decision, in which the OEB approved recovery of the DTA amounts allocated to ratepayers for the 2017 to 2021 period, plus carrying charges over a two-year period, commencing on July 1, 2021. In addition, Hydro One was approved to adjust the transmission revenue requirement and the base distribution rates beginning January 1, 2022, to eliminate any further amounts of future tax savings flowing to customers. As at December 31, 2023, Hydro One has a regulatory asset of \$5 million for the cumulative DTA amounts shared with ratepayers since 2017 to date, net of the amount recovered from ratepayers pursuant to the DTA Implementation Decision. The regulatory asset of \$5 million (2022 - \$73 million) consists of \$nil (2022 - \$24 million) and \$5 million (2022 - \$49 million) for Hydro One Networks' distribution and transmission segments, respectively. As a result of the OEB's procedural order, the \$5 million regulatory asset relating to the cumulative DTA amounts allocated to ratepayers since 2017 has been separately presented from the deferred income tax regulatory asset. The balance of this regulatory account is expected to be recovered in the next rate application.

Notes to Consolidated Financial Statements (continued)

For the years ended December 31, 2023 and 2022

CDM Variance

The CDM variance account tracks the impact of actual CDM and demand response programs on the actual load forecast compared to the estimated load forecast included in the approved revenue requirement. As per the OEB's decision on Hydro One Networks' transmission rates for 2017 to 2019, this account was maintained to record any variances for 2017, 2018, and 2019. In April 2020, the 2017 balance, plus accrued interest through December 31, 2018, was approved for disposition over a three-year period that ended on December 31, 2022. CDM variance amounts for 2018 and 2019 were calculated and proposed for disposition in the Hydro One Networks JRAP application. In November 2022, the amount as at December 31, 2020, including accrued interest, was approved for disposition by the OEB. The amount was approved to be recovered from ratepayers over a one-year period ending December 31, 2023. Since CDM revenues qualify as a Type A program under the Alternative Revenue Program, \$nil (2022 - \$23 million) was recognized in transmission revenues.

Post-Retirement and Post-Employment Benefits

In accordance with OEB rate orders, post-retirement and post-employment benefits costs are recovered on an accrual basis. The Company recognizes the net unfunded or overfunded status of post-retirement and post-employment obligations on the consolidated balance sheets with an incremental offset to the associated regulatory asset or regulatory liability, as the case may be. A regulatory asset or liability is recognized because management considers it to be probable that post-retirement and post-employment benefit costs will be recovered or returned in the future through the rate-setting process. The post-retirement and post-employment benefit obligation is remeasured to the present value of the actuarially determined benefit obligation at each year end based on an annual actuarial report, with an offset to the associated regulatory asset or liability as the case may be, to the extent of the remeasurement adjustment. In the absence of rate-regulated accounting, 2023 OCI would have been lower by \$107 million (2022 - OCI higher by \$473 million).

Earnings Sharing Mechanism Deferral

In March 2019, the OEB approved the establishment of an earnings sharing mechanism deferral account for Hydro One Networks' distribution segment to record over-earnings including tax impacts, if any, realized for any year from 2018 to 2022. Under this mechanism, Hydro One shares 50% of regulated earnings that exceed the OEB-approved regulatory return-on-equity by more than 100 basis points with distribution ratepayers. A similar account was also approved for B2M LP in January 2020, and Hydro One Networks transmission and NRLP in April 2020. As part of the JRAP Decision, the account was approved for the years 2023 to 2027 for both the Transmission and Distribution Businesses. HOSSM's account was approved as part of the acquisition decision in October 2016 and became effective in 2022. The balance in the account as at December 31, 2023 mostly relates to Hydro One Networks Distribution and Transmission. As part of the JRAP Decision received in November 2022, the OEB approved the disposition of Hydro One Networks' Distribution Business' balance as at December 31, 2020, including accrued interest, over a three-year period ending December 31, 2025.

Distribution Rate Riders

As part of the decision received in November 2022 for Hydro One Networks' JRAP, the OEB approved the disposition of certain deferral and variance account balances as at December 31, 2020, including accrued interest. These approved balances, including those for RSVA, tax rule changes variance, pension cost differential, and ESM were accumulated in distribution rate riders which makes up the majority of this balance. The amounts are being disposed of over a three-year period ending December 31, 2025.

Pension Benefit Regulatory Liability

In accordance with OEB rate orders, pension costs are recovered on a cash basis as employer contributions are paid to the pension fund in accordance with the *Pension Benefits Act* (Ontario). The Company recognizes the net unfunded or overfunded status of pension obligations on the consolidated balance sheets with an offset to the associated regulatory asset or liability. The pension benefit obligation is remeasured to the present value of the actuarially determined benefit obligation at each year end based on an annual actuarial report, with an offset to the associated regulatory asset or liability, to the extent of the remeasurement adjustment. In the absence of rate-regulated accounting, OCI would have been lower by \$421 million (2022 - OCI higher by \$1,035 million) and OM&A expenses would have been lower by \$162 million (2022 - lower by \$36 million).

RSVA

Hydro One has deferred certain retail settlement variance amounts under the provisions of Article 490 of the OEB's Accounting Procedures Handbook. The RSVA account tracks the difference between the cost of power purchased from the IESO and the cost of power recovered from ratepayers. As part of the JRAP Decision received in November 2022, the OEB approved the disposition of Hydro One Networks' distribution business' balance as at December 31, 2020, including accrued interest, over a three-year period ending December 31, 2025.

Tax Rule Changes Variance

The 2019 federal and Ontario budgets (Budgets) provided certain time-limited investment incentives permitting Hydro One to deduct accelerated capital cost allowance of up to three times the first-year rate for capital investments acquired after November 20, 2018 and placed in-service before January 1, 2028 (Accelerated Depreciation). Following the enactment of the Budget measures in the second quarter of 2019, the OEB directed all Ontario regulated utilities including Hydro One to track the full revenue impact of the tax benefits related to the Accelerated Depreciation rules to ratepayers. The tax benefit to be returned to ratepayers in the future gave rise to a regulatory liability and resulted in a decrease in revenues as current rates do not include the benefit of the Accelerated Depreciation; therefore, the revenue subject to refund cannot be recognized. As part of the JRAP Decision received in November 2022, the OEB approved the disposition of Hydro One Networks' transmission and distribution account balances as at December 31, 2020, including accrued interest, which was to be returned to ratepayers over a one-year period ending December 31, 2023, and a three-year period ending December 31, 2025, respectively.

Notes to Consolidated Financial Statements (continued)

For the years ended December 31, 2023 and 2022

Asset Removal Costs Cumulative Variance

In April 2020, the OEB approved the establishment of an asset removal costs cumulative variance account for Hydro One Networks' transmission business to record the difference between the revenue requirement associated with forecast asset removal costs included in depreciation expense and actual asset removal costs incurred from 2020 to 2022. This account is asymmetrical to the benefit of ratepayers on a cumulative basis over the 2020 to 2022 rate period. As part of the JRAP Decision received in November 2022, the OEB approved the disposition of Hydro One networks' transmission business' balance as at December 31, 2020, including accrued interest, over a one-year period ending December 31, 2023. As part of the same decision, the OEB approved the continuance of this account for Hydro One Networks' transmission business and the establishment of this account for Hydro One Networks' distribution business for 2023 to 2027.

Capitalized Overhead Tax Variance

In November 2022, the OEB approved the establishment of a capitalized overhead tax variance account to capture the difference between the capitalized overheads deducted in calculating the regulatory tax expense included in rates and the actual capitalized overhead costs deducted in Hydro One's tax returns for Hydro One Networks' transmission and distribution businesses for the 2016 to 2027 period. Variance amounts are recognized at the earlier of (i) when the tax year has been audited by the Canada Revenue Agency or (ii) when the taxation year is statute barred.

OPEB Asymmetrical Carrying Charge Variance Account

On September 14, 2017, the OEB issued its Report of the Board: *Regulatory Treatment of Pension and OPEB Costs* that allowed rate-regulated utilities to track the difference between their pension and OPEB costs calculated under the accrual method and the cash payment method, effective January 1, 2018, and record the carrying charges associated with the balance on an asymmetrical basis. In the absence of rate-regulated accounting, financing charges would be lower by \$11 million (2022 - \$6 million). As part of the JRAP Decision

received in November 2022, the OEB approved the disposition of Hydro One Networks' transmission and distribution account balances as at December 31, 2020, including accrued interest, which was to be returned to ratepayers over a one-year period ending December 31, 2023, and a three-year period ending December 31, 2025, respectively. As part of the same decision, the OEB approved the continuance of this account for Hydro One Networks' transmission business and the establishment of this account for Hydro One Networks' distribution business for 2023 to 2027.

External Revenue Variance

The external revenue variance account balance reflects the difference between Hydro One Networks' transmission business' actual export service revenue and external revenues from secondary land use, and the OEB-approved amounts. The account also records the difference between actual net external station maintenance, engineering and construction services revenue, and other external revenue, and the OEB-approved amounts. As part of the JRAP Decision received in November 2022, the OEB approved the disposition of Hydro One networks' transmission business' balance as at December 31, 2020, including accrued interest, over a one-year period ending December 31, 2023.

Pension Cost Differential

Variances between the OM&A pension cost recognized, and the cost embedded in rates as part of the rate-setting process for Hydro One Networks' transmission and distribution businesses are recognized as a regulatory asset or regulatory liability, as the case may be. As part of the JRAP Decision received in November 2022, the OEB approved the disposition of Hydro One Networks' transmission and distribution account balances as at December 31, 2020, including accrued interest, which will be returned to ratepayers over a one-year period ending December 31, 2023 and a three-year period ending December 31, 2025, respectively. In the absence of rate-regulated accounting, 2023 revenue would have been higher by \$12 million (2022 - lower by \$4 million).

Notes to Consolidated Financial Statements (continued)

For the years ended December 31, 2023 and 2022

13. OTHER LONG-TERM ASSETS

As at December 31 (millions of dollars)	2023	2022
Deferred pension assets (Note 19)	99	358
Right-of-Use assets	49	56
Investments	43	35
Other long-term assets	25	12
	216	461

14. ACCOUNTS PAYABLE AND OTHER CURRENT LIABILITIES

As at December 31 (millions of dollars)	2023	2022
Accrued liabilities	855	683
Accounts payable	334	295
Accrued interest	149	120
Regulatory liabilities (Note 12)	51	139
Environmental liabilities (Note 20)	38	25
Lease obligations	12	12
	1,439	1,274

15. OTHER LONG-TERM LIABILITIES

As at December 31 (millions of dollars)	2023	2022
Post-retirement and post-employment benefit liability (Note 19)	1,531	1,376
Environmental liabilities (Note 20)	41	68
Lease obligations	37	43
Asset retirement obligations (Note 21)	36	28
Derivative liabilities (Note 17)	2	—
Other long-term liabilities	35	30
	1,682	1,545

16. DEBT AND CREDIT AGREEMENTS

Short-Term Notes and Credit Facilities

Hydro One meets its short-term liquidity requirements in part through the issuance of commercial paper under Hydro One Inc.'s Commercial Paper Program which has a maximum authorized amount of \$2,300 million. These short-term notes are denominated in Canadian dollars with varying maturities up to 365 days. The Commercial Paper

Program is supported by Hydro One Inc.'s revolving standby credit facilities totalling \$2,300 million.

At December 31, 2023, Hydro One's consolidated committed and unsecured credit facilities (Operating Credit Facilities) consisted of the following:

(millions of dollars)	Maturity	Total Amount	Amount Drawn
Hydro One Inc.			
Revolving standby credit facilities	June 2028 ¹	2,300	—
Hydro One			
Five-year senior, revolving term credit facility	June 2028 ¹	250	—
Total		2,550	—

¹ On June 1, 2023, the maturity dates for the Operating Credit Facilities were extended from June 2027 to June 2028.

The Company may use the Operating Credit Facilities for working capital and general corporate purposes. If used, interest on the Operating Credit Facilities would apply based on Canadian benchmark rates. The obligation of each lender to make any credit extension under its credit facility is subject to various conditions including that no event of default has occurred or would result from such credit extension.

Subsidiary Debt Guarantee

Hydro One Holdings Limited (HOHL) is an indirect wholly-owned subsidiary of Hydro One that may offer and sell debt securities. Any debt securities issued by HOHL are fully and unconditionally guaranteed by the Company. At December 31, 2023 and 2022, no debt securities have been issued by HOHL.

Notes to Consolidated Financial Statements (continued)

For the years ended December 31, 2023 and 2022

Long-Term Debt

The following table presents long-term debt outstanding at December 31, 2023 and 2022:

As at December 31 (millions of dollars)	2023	2022
0.71% Series 48 notes due 2023	–	600
2.54% Series 42 notes due 2024	700	700
1.76% Series 45 notes due 2025	400	400
2.97% Series 40 notes due 2025	350	350
5.54% Series 57 notes due 2025	400	–
2.77% Series 35 notes due 2026	500	500
Floating-rate Series 56 notes due 2026 ¹	425	–
4.91% Series 52 notes due 2028	750	750
3.02% Series 43 notes due 2029	550	550
3.93% Series 53 notes due 2029	300	–
2.16% Series 46 notes due 2030	400	400
7.35% Debentures due 2030	400	400
1.69% Series 49 notes due 2031	400	400
2.23% Series 50 notes due 2031	450	450
6.93% Series 2 notes due 2032	500	500
4.16% Series 54 notes due 2033	450	–
6.35% Series 4 notes due 2034	385	385
5.36% Series 9 notes due 2036	600	600
4.89% Series 12 notes due 2037	400	400
6.03% Series 17 notes due 2039	300	300
5.49% Series 18 notes due 2040	500	500
4.39% Series 23 notes due 2041	300	300
6.59% Series 5 notes due 2043	315	315
4.59% Series 29 notes due 2043	435	435
4.17% Series 32 notes due 2044	350	350
5.00% Series 11 notes due 2046	325	325
3.91% Series 36 notes due 2046	350	350
3.72% Series 38 notes due 2047	450	450
3.63% Series 41 notes due 2049	750	750
2.71% Series 47 notes due 2050	500	500
3.64% Series 44 notes due 2050	250	250
3.10% Series 51 notes due 2051	450	450
4.00% Series 24 notes due 2051	225	225
4.46% Series 55 notes due 2053	300	–
4.85% Series 58 notes due 2054	500	–
3.79% Series 26 notes due 2062	310	310
4.29% Series 30 notes due 2064	50	50
Hydro One Inc. long-term debt (a)	15,020	13,245
1.41% Series 2020-1 notes due 2027	425	425
Hydro One long-term debt (b)	425	425
6.6% Senior Secured Bonds due 2023 (Principal amount - \$nil)	–	97
4.6% Note Payable due 2023 (Principal amount - \$nil)	–	36
HOSSM long-term debt (c)	–	133
	15,445	13,803
Add: Net unamortized debt premiums	12	8
Add: Realized mark-to-market gain ²	6	–
Less: Unamortized deferred debt issuance costs	(53)	(48)
Total long-term debt	15,410	13,763

1 The interest rates of the floating-rate notes are referenced to the daily compounded Canadian overnight repo rate average, plus a margin.

2 In October 2023, Hydro One Inc. entered into \$400 million fixed-to-floating interest-rate swap agreement to convert the \$400 million Medium Term Note (MTN) Series 57 notes maturing October 20, 2025, into a variable rate debt. This swap was accounted for as a fair value hedge. In December 2023, this swap was terminated with a payment received of \$6 million on settlement, which is being amortized over the term of the related note.

Notes to Consolidated Financial Statements (continued)

For the years ended December 31, 2023 and 2022

(a) Hydro One Inc. long-term debt

At December 31, 2023, long-term debt of \$15,020 million (2022 - \$13,245 million) was outstanding, the majority of which was issued under Hydro One Inc.'s MTN Program. In June 2022, Hydro One Inc. filed a short form base shelf prospectus in connection with its MTN Program, which has a maximum authorized principal amount of notes issuable of \$4,000 million, expiring in July 2024. At December 31, 2023, \$875 million remained available for issuance under the MTN Program prospectus.

In 2023, Hydro One Inc. issued long-term debt totalling \$2,375 million (2022 - \$750 million) and repaid long-term debt of \$600 million (2022 - \$600 million) under the MTN Program.

See Note 33 - Subsequent Events for long-term debt issued under Hydro One Inc.'s MTN Program subsequent to December 31, 2023.

(b) Hydro One long-term debt

At December 31, 2023, long-term debt of \$425 million (2022 - \$425 million) was outstanding under Hydro One's short form base shelf prospectus (Universal Base Shelf Prospectus). On August 15, 2022, Hydro One filed the Universal Base Shelf Prospectus with securities regulatory authorities in Canada. The Universal Base Shelf Prospectus allows Hydro One to offer, from time to time in one or more public offerings, up to \$2,000 million of debt, equity or other securities, or any combination thereof, during the 25-month period ending on September 16, 2024. At December 31, 2023, no securities have been issued under the Universal Base Shelf Prospectus. During the years ended December 31, 2023 and 2022, no long-term debt was issued or repaid.

(c) HOSSM long-term debt

On June 16, 2023, the HOSSM long-term debt matured and was fully repaid, leaving no debt outstanding at December 31, 2023 (December 31, 2022 - \$133 million). In 2023, no long-term debt was issued (2022 - \$nil), and \$131 million (2022 - \$3 million) of long-term debt was repaid.

The total long-term debt is presented on the consolidated balance sheets as follows:

As at December 31 (millions of dollars)	2023	2022
Current liabilities:		
Long-term debt payable within one year	700	733
Long-term liabilities:		
Long-term debt	14,710	13,030
Total long-term debt	15,410	13,763

Principal and Interest Payments

At December 31, 2023, future principal repayments, interest payments, and related weighted-average interest rates were as follows:

	Long-Term Debt Principal Repayments (millions of dollars)	Interest Payments (millions of dollars)	Weighted-Average Interest Rate (%)
Year 1	700	627	2.5
Year 2	1,150	609	3.4
Year 3	925	571	4.1
Year 4	425	541	1.4
Year 5	750	516	4.9
	3,950	2,864	3.5
Years 6-10	3,450	2,136	4.0
Thereafter	8,045	4,110	4.5
	15,445	9,110	4.1

Notes to Consolidated Financial Statements (continued)

For the years ended December 31, 2023 and 2022

17. FAIR VALUE OF FINANCIAL INSTRUMENTS AND RISK MANAGEMENT

Fair value is considered to be the exchange price in an orderly transaction between market participants to sell an asset or transfer a liability at the measurement date. The fair value definition focuses on an exit price, which is the price that would be received in the sale of an asset or the amount that would be paid to transfer a liability.

Hydro One classifies its fair value measurements based on the following hierarchy, as prescribed by the accounting guidance for fair value, which prioritizes the inputs to valuation techniques used to measure fair value into three levels:

Level 1 inputs are unadjusted quoted prices in active markets for identical assets or liabilities that Hydro One has the ability to access. An active market for the asset or liability is one in which transactions for the asset or liability occur with sufficient frequency and volume to provide ongoing pricing information.

Level 2 inputs are those other than quoted market prices that are observable, either directly or indirectly, for an asset or liability. Level 2 inputs include, but are not limited to, quoted prices for similar assets or liabilities in an active market, quoted prices for identical or similar assets or liabilities in markets that are not active and inputs other than quoted market prices that are observable for the asset or liability, such as interest-rate curves and yield curves observable at commonly quoted intervals, volatilities, credit risk and default rates. A Level 2 measurement cannot have more than an insignificant portion of the valuation based on unobservable inputs.

Level 3 inputs are any fair value measurements that include unobservable inputs for the asset or liability for more than an insignificant portion of the valuation. A Level 3 measurement may be based primarily on Level 2 inputs.

Non-Derivative Financial Assets and Liabilities

At December 31, 2023 and 2022, the Company's carrying amounts of cash and cash equivalents, accounts receivable, due from related parties, short-term notes payable, accounts payable, and due to related parties are representative of fair value due to the short-term nature of these instruments.

Fair Value Measurements of Long-Term Debt

The fair values and carrying values of the Company's long-term debt at December 31, 2023 and 2022 are as follows:

As at December 31 (millions of dollars)	2023 Carrying Value	2023 Fair Value	2022 Carrying Value	2022 Fair Value
Long-term debt, including current portion	15,410	15,235	13,763	13,026

Fair Value Measurements of Derivative Instruments

Fair Value Hedges

During the fourth quarter of 2023, Hydro One Inc. executed a \$400 million (2022 - \$nil) interest rate swap agreement that was used to convert fixed-rate debt into daily compounded variable rate debt. This swap was classified as a fair value hedge. In December 2023, the interest-rate swap was terminated and a \$6 million gain was realized. The \$6 million fair value adjustment to the related note will be amortized over its remaining life. At December 31, 2023 and December 31, 2022, Hydro One Inc. had no fair value hedges.

Cash Flow Hedges

In December 2023, Hydro One Inc. entered into a 3-year pay-fixed, receive-floating interest-rate swap agreement with a notional amount of \$425 million, intended to offset the variability of interest rates between December 21, 2023 and September 21, 2026 on existing issuance from Hydro One Inc.'s MTN program. This swap was designated as a cash flow hedge. At December 31, 2023, Hydro One Inc. had \$425 million in cash flow hedges.

At December 31, 2022, Hydro One Inc. had \$800 million, in pay-fixed, receive-floating interest-rate swap agreements designated as cash flow hedges. These cash flow hedges were intended to offset the variability of interest rates on the issuances of short-term commercial paper between January 9, 2020 and March 9, 2023.

At December 31, 2023 and 2022, the Company had no derivative instruments classified as undesignated contracts.

Notes to Consolidated Financial Statements (continued)

For the years ended December 31, 2023 and 2022

Fair Value Hierarchy

The fair value hierarchy of financial assets and liabilities at December 31, 2023 and 2022 is as follows:

As at December 31, 2023 (millions of dollars)	Carrying Value	Fair Value	Level 1	Level 2	Level 3
Liabilities:					
Long-term debt, including current portion	15,410	15,235	—	15,235	—
Derivative instruments (Note 15)					
Cash flow hedges, including current portion	2	2	—	2	—
	15,412	15,237	—	15,237	—

As at December 31, 2022 (millions of dollars)	Carrying Value	Fair Value	Level 1	Level 2	Level 3
Assets:					
Derivative instruments (Note 9)					
Cash flow hedges, including current portion	5	5	—	5	—
Liabilities:					
Long-term debt, including current portion	13,763	13,026	—	13,026	—

The fair value of the interest rate swaps designated as cash flow hedges is determined using a discounted cash flow method based on period-end swap yield curves.

The fair value of the long-term debt is based on unadjusted period-end market prices for the same or similar debt of the same remaining maturities.

There were no transfers between any of the fair value levels during the years ended December 31, 2023 or 2022.

Risk Management

Exposure to market risk, credit risk and liquidity risk arises in the normal course of the Company's business.

Market Risk

Market risk refers primarily to the risk of loss which results from changes in values, foreign exchange rates and interest rates. The Company is exposed to fluctuations in interest rates, as its regulated return on equity is derived using a formulaic approach that takes anticipated interest rates into account. The Company is not currently exposed to material commodity price risk or material foreign exchange risk.

The Company uses a combination of fixed and variable-rate debt to manage the mix of its debt portfolio. The Company also uses derivative financial instruments to manage interest-rate risk. The Company may utilize interest-rate swaps designated as fair value hedges as a means to manage its interest rate exposure to achieve a lower cost of debt. The Company may also utilize interest-rate derivative instruments, such as cash flow hedges, to manage its exposure to short-term interest rates or to lock in interest-rate levels on forecasted financing.

A hypothetical 100 basis point increase in interest rates associated with variable-rate debt would not have resulted in a significant decrease to Hydro One's net income for the years ended December 31, 2023 and 2022, respectively.

For derivative instruments that are designated and qualify as cash flow hedges, the unrealized gain or loss, after tax, on the derivative instrument is recorded as OCI or OCL and is reclassified to results of operations in the same period during which the hedged transaction affects results of operations. During the year ended December 31, 2023, there was a \$4 million after-tax loss (2022 - \$12 million gain), \$5 million before-tax loss (2022 - \$17 million gain), recorded in OCI, and a \$2 million after-tax realized gain (2022 - \$2 million gain), \$2 million before-tax gain

(2022 - \$3 million gain), reclassified to financing charges. The Company estimates that the amount of AOCI, after tax, related to cash flow hedges to be reclassified to results of operations in the next 12 months is less than \$1 million. Actual amounts reclassified to results of operations depend on the interest rate in effect until the derivative contracts mature. For all forecasted transactions, at December 31, 2023, the maximum term over which the Company is hedging exposures to the variability of cash flows is approximately three years.

The Pension Plan manages market risk by diversifying investments in accordance with the Pension Plan's Statement of Investment Policies and Procedures. Interest rate risk arises from the possibility that changes in interest rates will affect the fair value of the Pension Plan's financial instruments. In addition, changes in interest rates can also impact discount rates which impact the valuation of the pension and post-retirement and post-employment liabilities. Currency risk is the risk that the value of the Pension Plan's financial instruments will fluctuate due to changes in foreign currencies relative to the Canadian dollar. Other price risk is the risk that the value of the Pension Plan's investments in equity securities will fluctuate as a result of changes in market prices, other than those arising from interest risk or currency risk. All three factors may contribute to changes in values of the Pension Plan investments. See Note 19 - Pension and Post-Retirement and Post-Employment Benefits for further details.

Credit Risk

Financial assets create a risk that a counterparty will fail to discharge an obligation, causing a financial loss. At December 31, 2023 and 2022, there were no significant concentrations of credit risk with respect to any class of financial assets. The Company's revenue is earned from a broad base of customers. As a result, Hydro One did not earn a material amount of revenue from any single customer. At December 31, 2023 and 2022, there was no material accounts receivable balance due from any single customer.

Notes to Consolidated Financial Statements (continued)

For the years ended December 31, 2023 and 2022

At December 31, 2023, the Company's allowance for doubtful accounts was \$57 million (2022 - \$63 million). The allowance for doubtful accounts reflects the Company's CECL for all accounts receivable balances, which are based on historical overdue balances, customer payments and write-offs. At December 31, 2023, approximately 5% (2022 - 4%) of the Company's net accounts receivable were outstanding for more than 60 days.

Hydro One manages its counterparty credit risk through various techniques including (i) entering into transactions with highly rated counterparties, (ii) limiting total exposure levels with individual counterparties, (iii) entering into master agreements which enable net settlement and the contractual right of offset, and (iv) monitoring the financial condition of counterparties. The Company monitors current credit exposure to counterparties on both an individual and an aggregate basis. The Company's credit risk for accounts receivable is limited to the carrying amounts on the consolidated balance sheets.

Derivative financial instruments result in exposure to credit risk since there is a risk of counterparty default. The maximum credit exposure of derivative contracts, before collateral, is represented by the fair value of contracts in an asset position at the reporting date. At December 31, 2023, there was no counterparty risk. At December 31, 2022, the counterparty credit risk exposure on the fair value of these interest-rate swap contracts was not material.

The Pension Plan manages its counterparty credit risk with respect to bonds by investing in investment-grade corporate and government bonds and with respect to derivative instruments by transacting only with highly rated financial institutions and by ensuring that exposure is diversified across counterparties.

18. CAPITAL MANAGEMENT

The Company's objectives with respect to its capital structure are to maintain effective access to capital on a long-term basis at reasonable rates, and to deliver appropriate financial returns. In order to ensure ongoing access to capital, the Company targets to maintain strong credit quality. At December 31, 2023 and 2022, the Company's capital structure was as follows:

As at December 31 (millions of dollars)	2023	2022
Short-term notes payable	279	1,374
Long-term debt payable within one year	700	733
Less: cash and cash equivalents	(79)	(530)
	900	1,577
Long-term debt	14,710	13,030
Common shares	5,706	5,699
Retained earnings	5,947	5,562
Total capital	27,263	25,868

Hydro One Inc. has customary covenants typically associated with long-term debt. Long-term debt and credit facility covenants limit permissible debt to 75% of its total capitalization, limit the ability to sell assets, and impose a negative pledge provision, subject to customary exceptions. At December 31, 2023, the Company was in compliance with all financial covenants and limitations associated with the outstanding borrowings and credit facilities.

Liquidity Risk

Liquidity risk refers to the Company's ability to meet its financial obligations as they come due. Hydro One meets its short-term operating liquidity requirements using cash and cash equivalents on hand, funds from operations, the issuance of commercial paper, and the Operating Credit Facilities. The short-term liquidity under the commercial paper program, the Operating Credit Facilities, and anticipated levels of funds from operations are expected to be sufficient to fund the Company's operating requirements.

At December 31, 2023, \$875 million remained available for issuance under the MTN Program prospectus, and \$2,000 million remained available for issuance under the Universal Base Shelf Prospectus.

On November 22, 2022, Hydro One Holdings Limited (HOHL) filed a short form base shelf prospectus (US Debt Shelf Prospectus) with securities regulatory authorities in Canada and the US to replace a previous prospectus that would otherwise have expired in January 2023. The US Debt Shelf Prospectus allows HOHL to offer, from time to time in one or more public offerings, up to US\$3,000 million of debt securities, unconditionally guaranteed by Hydro One, expiring in December 2024. At December 31, 2023, no securities have been issued under the US Debt Shelf Prospectus.

The Pension Plan's short-term liquidity is provided through cash and cash equivalents, contributions, investment income and proceeds from investment transactions. In the event that investments must be sold quickly to meet current obligations, the majority of the Pension Plan's assets are invested in securities that are traded in an active market and can be readily disposed of as liquidity needs arise.

Notes to Consolidated Financial Statements (continued)

For the years ended December 31, 2023 and 2022

19. PENSION AND POST-RETIREMENT AND POST-EMPLOYMENT BENEFITS

Hydro One has a Pension Plan, a DC Plan, a supplementary pension plan (Supplementary Plan), and post-retirement and post-employment benefit plans.

DC Plan

Hydro One established a DC Plan effective January 1, 2016. The DC Plan covers eligible management employees hired on or after January 1, 2016, as well as management employees hired before January 1, 2016 who were not eligible to join the Pension Plan as of September 30, 2015. Members of the DC Plan have an option to contribute 4%, 5% or 6% of their pensionable earnings, with matching contributions by Hydro One up to an annual contribution limit. There is also a Supplementary Notional Plan that provides members of the DC Plan with employer contributions beyond the limitations imposed by the Income Tax Act (Canada) in the form of credits to a notional account. Hydro One contributions to the DC Plan for the year ended December 31, 2023 were \$4 million (2022 - \$3 million).

Pension Plan, Supplementary Plan, and Post-Retirement and Post-Employment Plans

The Pension Plan is a defined benefit contributory plan which covers eligible regular employees of Hydro One and its subsidiaries. The Pension Plan provides benefits based on highest three-year average pensionable earnings. For management employees who commenced employment on or after January 1, 2004, and for the Society of United Professionals (Society)-represented staff hired after November 17, 2005, benefits are based on highest five-year average pensionable earnings. After retirement, pensions are indexed to inflation. Membership in the Pension Plan was closed to management employees who were not eligible to join the Pension Plan as of September 30, 2015. These employees are eligible to join the DC Plan.

Company and employee contributions to the Pension Plan are based on actuarial reports, including valuations performed at least every three years, and actual or projected levels of pensionable earnings, as applicable. The most recent actuarial valuation was performed effective December 31, 2022 and filed on September 26, 2023. Total annual cash Pension Plan employer contributions for 2023 were \$69 million (2022 - \$89 million). Estimated annual Pension Plan employer contributions for the years 2024, 2025, 2026, 2027, 2028 and 2029 are approximately \$71 million, \$73 million, \$75 million, \$77 million, \$80 million, and \$83 million, respectively.

The Supplementary Plan provides members of the Pension Plan with benefits that would have been earned and payable under the Pension Plan beyond the limitations imposed by the *Income Tax Act* (Canada). The Supplementary Plan obligation is included with other post-retirement and post-employment benefit obligations on the consolidated balance sheets.

Hydro One recognizes the overfunded or underfunded status of the Pension Plan, and post-retirement and post-employment benefit plans (Plans) as an asset or liability on its consolidated balance sheets, with offsetting regulatory assets and liabilities as appropriate. The overfunded benefit asset and underfunded benefit obligations for the Plans, in the absence of regulatory accounting, would be recognized in AOCI. The impact of changes in assumptions used to measure pension and post-retirement benefit obligations is generally recognized over the expected average remaining service period of the employees and uses the corridor approach for the post-retirement benefit plan. For the post-employment benefit plan, the impact of changes in assumptions are recognized immediately in the net periodic benefit cost. The measurement date for the Plans is December 31.

Notes to Consolidated Financial Statements (continued)

For the years ended December 31, 2023 and 2022

The following tables provide the components of the unfunded status of the Company's Plans at December 31, 2023 and 2022:

Year ended December 31 (millions of dollars)	2023	Pension Benefits	Post-Retirement and Post-Employment Benefits	
		2022	2023	2022
Change in projected benefit obligation				
Projected benefit obligation, beginning of year	7,546	9,358	1,442	1,863
Current service cost	99	214	50	63
Employee contributions	68	63	—	—
Interest cost	394	283	74	58
Benefits paid	(425)	(402)	(64)	(51)
Net actuarial loss (gain)	650	(1,970)	86	(499)
Transfers from other plans ¹	333	—	15	8
Projected benefit obligation, end of year	8,665	7,546	1,603	1,442
Change in plan assets				
Fair value of plan assets, beginning of year	7,904	8,645	—	—
Actual return on plan assets	791	(470)	—	—
Benefits paid	(425)	(402)	(64)	(51)
Employer contributions	69	89	64	51
Employee contributions	68	63	—	—
Administrative expenses	(20)	(21)	—	—
Transfers from other plans ¹	377	—	—	—
Fair value of plan assets, end of year	8,764	7,904	—	—
Unfunded (funded) status	(99)	(358)	1,603	1,442

¹ See below for information related to the transfer from other plans for employees transferred in 2023.

Transfers from Other Plans

Hydro One and Inergi LP agreed to transfer the employment of certain Inergi LP employees (Transferred Employees) to Hydro One Networks. Employees related to the Information Technology Operations, Finance and Accounting, Payroll, Source to Pay, Settlements and certain Shared Services functions were transferred over a period ending January 1, 2022. The Transferred Employees who were participants in the Inergi LP Pension Plan (Inergi Plan) became participants in the Hydro One Pension Plan upon transfer to Hydro One Networks. On March 2, 2023, the assets and liabilities of the Inergi Plan were transferred to the Plan. The value of assets and liabilities of the Inergi Plan transferred to the Plan were approximately \$377 million and \$333 million, respectively, at the date of transfer. Inergi and Hydro One Networks also agreed to transfer OPEB liabilities related to the Transferred Employees to Hydro One's post-retirement and post-employment benefit plans.

The transfer of Finance and Accounting, Payroll and certain Shared Services functions occurred on January 1, 2022 and the transfer of the OPEB liability of \$8 million related to these Employees was completed in the first quarter of 2022. The liability was recorded as a post-retirement

and post-employment benefit liability with an offset to OCL, and cash totalling \$10 million was transferred to Hydro One and recorded as an asset with an offset to OCI. Both the OCI resulting from the transfer of the cash asset and the OCL resulting from the transfer of the other post-retirement benefit liability are being recognized in net income over the expected average remaining service lifetime (EARSL) of the Finance and Accounting, Payroll and certain Shared Services employees.

Eligible Inergi retirees were transferred to the Plan on June 1, 2023. The transfer of the OPEB liability of \$15 million related to these retirees was completed in the second quarter of 2023. The liability was recorded as a post-retirement and post-employment benefit liability with an offset to OCL, and cash totalling \$3 million was transferred to Hydro One, in accordance with the agreement. Both the OCI resulting from the transfer of the cash asset and the OCL resulting from the transfer of OPEB liabilities are being recognized in net income over the expected average remaining life expectancy of the Retirees and Other Former Members employees.

Notes to Consolidated Financial Statements (continued)

For the years ended December 31, 2023 and 2022

Hydro One presents its benefit obligations and plan assets net on its consolidated balance sheets as follows:

As at December 31 (millions of dollars)	Pension Benefits		Post-Retirement and Post-Employment Benefits	
	2023	2022	2023	2022
Other assets ¹	10	9	—	—
Deferred pension assets	99	358	—	—
Accrued liabilities	—	—	72	66
Pension benefit liability	—	—	—	—
Post-retirement and post-employment benefit liability	—	—	1,531	1,376
Net unfunded (funded) status	(109)	(367)	1,603	1,442

¹ Represents the funded status of HOSSM defined benefit pension plan.

The funded or unfunded status of the Plans refers to the difference between the fair value of plan assets and the PBO for the Plans. The funded/unfunded status changes over time due to several factors, including contribution levels, assumed discount rates and actual returns on plan assets.

The following table provides the PBO, accumulated benefit obligation (ABO) and fair value of plan assets for the Pension Plan:

As at December 31 (millions of dollars)	2023	2022
PBO	8,665	7,546
ABO	7,863	7,002
Fair value of plan assets	8,764	7,904

On an ABO basis, the Pension Plan was funded at 111% as at December 31, 2023 (2022 - 113%). On a PBO basis, the Pension Plan was funded at 101% at December 31, 2023 (2022 - 105%). The ABO differs from the PBO in that the ABO includes no assumption about future compensation levels.

Components of Net Periodic Benefit Costs

The following table provides the components of the net periodic benefit costs for the years ended December 31, 2023 and 2022 for the Pension Plan:

Year ended December 31 (millions of dollars)	2023	2022
Current service cost	99	214
Interest cost	394	283
Expected return on plan assets, net of expenses	(566)	(507)
Amortization of prior service (credit) cost	(2)	2
Amortization of actuarial (gains) losses	(18)	61
Net periodic benefit (credit) cost	(93)	53
Charged to results of operations ¹	21	35

¹ The Company accounts for pension costs consistent with their inclusion in OEB-approved rates. During the year ended December 31, 2023, pension costs of \$69 million (2022 - \$89 million) comprised of \$21 million (2022 - \$35 million) charged to operations, and \$48 million (2022 - \$54 million) capitalized as part of the cost of property, plant and equipment and intangible assets.

The following table provides the components of the net periodic benefit costs for the years ended December 31, 2023 and 2022 for the post-retirement and post-employment benefit plans:

Year ended December 31 (millions of dollars)	2023	2022
Current service cost	50	63
Interest cost	74	58
Amortization of prior service cost	10	11
Amortization of actuarial gains	(23)	(8)
Net periodic benefit costs	111	124
Charged to results of operations ^{1,2}	77	71

¹ The Company accounts for post-retirement and post-employment costs consistent with their inclusion in OEB-approved rates. During the year ended December 31, 2023, post-retirement and post-employment costs of \$113 million (2022 - \$124 million) were attributed to labour, of which \$77 million (2022 - \$71 million) was charged to operations, \$nil (2022 - \$15 million) was recorded in the Hydro One Networks distribution post-retirement and post-employment benefits non-service cost regulatory asset, and \$36 million (2022 - \$38 million) was capitalized as part of the cost of property, plant and equipment and intangible assets.

² In the 2020 to 2022 Transmission Decision, the OEB approved the recovery of the non-service cost component of post-retirement and post-employment benefits as part of OM&A costs for the Company's transmission business. These costs were previously capitalized and recovered through rate base. As a result, during the year ended December 31, 2023, additional other post-retirement and post-employment costs of \$36 million (2022 - \$14 million) attributed to labour were charged to operations.

Notes to Consolidated Financial Statements (continued)

For the years ended December 31, 2023 and 2022

Assumptions

The measurement of the obligations of the Plans and the costs of providing benefits under the Plans involves various factors, including the development of valuation assumptions and accounting policy elections. When developing the required assumptions, the Company considers historical information as well as future expectations. The measurement of benefit obligations and costs is impacted by several assumptions including the discount rate applied to benefit obligations, the long-term expected rate of return on plan assets, Hydro One's expected level of contributions to the Plans, the incidence of mortality, the expected remaining service period of plan participants, the level of compensation

and rate of compensation increases, employee age, length of service, and the anticipated rate of increase of health care costs, among other factors. The impact of changes in assumptions used to measure the obligations of the Plans is generally recognized over the expected average remaining service period of the plan participants. In selecting the expected rate of return on plan assets, Hydro One considers historical economic indicators that impact asset returns, as well as expectations regarding future long-term capital market performance, weighted by target asset class allocations. In general, equity securities, real estate and private equity investments are forecasted to have higher returns than fixed-income securities.

The following weighted average assumptions were used to determine the benefit obligations at December 31, 2023 and 2022:

Year ended December 31	Pension Benefits		Post-Retirement and Post-Employment Benefits	
	2023	2022	2023	2022
Significant assumptions:				
Weighted average discount rate	4.63%	5.06%	4.63%	5.07%
Rate of compensation scale escalation (long-term)	2.50%	2.50%	2.50%	2.50%
Rate of cost of living increase	2.00%	2.00%	2.00%	2.00%
Rate of increase in health care cost trends ¹	—	—	4.23%	4.19%

¹ 4.92% per annum in 2024, grading down to 4.23% per annum in and after 2031 (2022 - 5.02% per annum in 2023, grading down to 4.19% per annum in and after 2031).

The following weighted average assumptions were used to determine the net periodic benefit costs for the years ended December 31, 2023 and 2022. Assumptions used to determine current year-end benefit obligations are the assumptions used to estimate the subsequent year's net periodic benefit costs.

Year ended December 31	2023	2022
Pension Benefits:		
Weighted average expected rate of return on plan assets	7.00%	6.00%
Weighted average discount rate	5.06%	3.00%
Rate of compensation scale escalation (long-term)	2.50%	2.25%
Rate of cost of living increase	2.00%	1.75%
Average remaining service life of employees (years)	15	14
Post-Retirement and Post-Employment Benefits:		
Weighted average discount rate	5.07%	3.04%
Rate of compensation scale escalation (long-term)	2.50%	2.25%
Rate of cost of living increase	2.00%	1.75%
Average remaining service life of employees (years)	14.8	14.9
Rate of increase in health care cost trends ¹	4.19%	3.97%

¹ 5.02% per annum in 2023, grading down to 4.19% per annum in and after 2031 (2022 - 4.88% per annum in 2022, grading down to 3.97% per annum in and after 2031).

The discount rate used to determine the current year pension obligation and the subsequent year's net periodic benefit costs is based on a yield curve approach. Under the yield curve approach, expected future benefit payments for each plan are discounted by a rate on a third-party bond yield curve corresponding to each duration. The yield curve is based on "AA" long-term corporate bonds. A single discount rate is calculated that would yield the same present value as the sum of the discounted cash flows.

Notes to Consolidated Financial Statements (continued)

For the years ended December 31, 2023 and 2022

The following approximate life expectancies were used in the mortality assumptions to determine the PBO for the pension and post-retirement and post-employment plans at December 31, 2023 and 2022:

As at December 31	2023	2022
Life expectancy at age 65 for a member currently at:	(years)	(years)
Age 65 - male	23	23
Age 65 - female	25	25
Age 45 - male	24	24
Age 45 - female	26	26

Estimated Future Benefit Payments

At December 31, 2023, estimated future benefit payments to the participants of the Plans were:

(millions of dollars)	Pension Benefits	Post-Retirement and Post-Employment Benefits
2024	415	72
2025	428	73
2026	435	73
2027	440	74
2028	446	74
2029 through to 2033	2,316	385
Total estimated future benefit payments through to 2033	4,480	751

Components of Regulatory Accounts

A portion of actuarial gains and losses and prior service costs is recorded within regulatory accounts on Hydro One's consolidated balance sheets to reflect the expected regulatory inclusion of these amounts in future rates, which would otherwise be recorded in OCI. These amounts are reflected in the following table:

Year ended December 31 (millions of dollars)	2023	2022
Pension Benefits:		
Net actuarial loss (gain) for the year	446	(972)
Prior service credit for the year	(45)	—
Amortization of actuarial gain (loss)	18	(61)
Amortization of prior service credit (cost)	2	(2)
	421	(1,035)
Post-Retirement and Post-Employment Benefits:		
Actuarial loss (gain) for the year	80	(471)
Amortization of actuarial loss (gain)	27	(2)
	107	(473)

The following table provides the components of regulatory accounts that have not been recognized as components of net periodic benefit costs for the years ended December 31, 2023 and 2022:

Year ended December 31 (millions of dollars)	2023	2022
Pension Benefits:		
Actuarial gain	(99)	(358)
Post-Retirement and Post-Employment Benefits:		
Actuarial gain	(398)	(506)

Notes to Consolidated Financial Statements (continued)

For the years ended December 31, 2023 and 2022

Pension Plan Assets

Investment Strategy

On a regular basis, Hydro One evaluates its investment strategy to ensure that Pension Plan assets will be sufficient to pay Pension Plan benefits when it comes due. As part of this ongoing evaluation, Hydro One may make changes to its targeted asset allocation and investment strategy. The Pension Plan is managed at a net asset level. The main objective of the Pension Plan is to sustain a certain level of net assets in order to meet the pension obligations of the Company. The Pension Plan fulfils its primary objective by adhering to specific investment policies outlined in its Statement of Investment Policies and Procedures (SIPP), which is

reviewed and approved annually by the Human Resource Committee of Hydro One's Board of Directors. The Company manages net assets by engaging external investment managers who are charged with the fiduciary responsibility of investing existing funds and new funds (current year's employee and employer contributions) in accordance with the approved SIPP. The performance of the underlying investment managers is monitored through a governance structure. Increases in net assets are a direct result of investment income generated by investments held by the Pension Plan and contributions to the Pension Plan by eligible employees and by the Company. The main use of net assets is for benefit payments to eligible Pension Plan members.

Pension Plan Asset Mix

At December 31, 2023, the Pension Plan actual weighted average, target, and range asset allocations were as follows:

	Actual (%)	Target Allocation (%)	Range Allocation (%)
Equity securities	42	40	25 - 55
Debt securities	37	35	30 - 40
Real Estate and Infrastructure	21	25	0 - 35
	100	100	

At December 31, 2023, the Pension Plan held \$19 million (2022 - \$21 million) Hydro One corporate bonds and \$539 million (2022 - \$425 million) of debt securities of the Province.

Concentrations of Credit Risk

Hydro One evaluated its Pension Plan's asset portfolio for the existence of significant concentrations of credit risk as at December 31, 2023 and 2022. Concentrations that were evaluated include, but are not limited to, investment concentrations in a single entity, concentrations in a type of industry, and concentrations in individual funds. At December 31, 2023 and 2022, there were no significant concentrations (defined as greater than 10% of plan assets) of risk in the Pension Plan's assets.

The Pension Plan's Statement of Investment Beliefs and Guidelines provides guidelines and restrictions for eligible investments taking into account credit ratings, maximum investment exposure and other controls in order to limit the impact of this risk. The Pension Plan manages its counterparty credit risk with respect to bonds by investing in investment-grade and government bonds and with respect to derivative instruments by transacting only with highly rated financial institutions, and also by ensuring that exposure is diversified across counterparties. The risk of default on transactions in listed securities is considered minimal, as the trade will fail if either party to the transaction does not meet its obligation.

Notes to Consolidated Financial Statements (continued)

For the years ended December 31, 2023 and 2022

Fair Value Measurements

The following tables present the Pension Plan assets and liabilities measured and recorded at fair value on a recurring basis and their level within the fair value hierarchy at December 31, 2023 and 2022:

As at December 31, 2023 (millions of dollars)	Level 1	Level 2	Level 3	Total
Pooled funds	—	33	2,769	2,802
Cash and cash equivalents	89	—	—	89
Short-term securities	—	144	—	144
Derivative instruments	—	3	—	3
Corporate shares - Canadian	125	—	—	125
Corporate shares - Foreign	2,607	222	—	2,829
Bonds and debentures - Canadian	—	2,638	—	2,638
Bonds and debentures - Foreign	—	91	—	91
Total fair value of plan assets ¹	2,821	3,131	2,769	8,721
Derivative instruments	—	1	—	1
Total fair value of plan liabilities ¹	—	1	—	1

¹ At December 31, 2023, the total fair value of Pension Plan assets and liabilities excludes \$54 million of interest and dividends receivable, \$5 million of pension administration expenses payable, \$2 million of taxes payable, \$1 million payable to participants, \$5 million of sold investments receivable, and \$7 million of purchased investments payable.

As at December 31, 2022 (millions of dollars)	Level 1	Level 2	Level 3	Total
Pooled funds	—	26	2,315	2,341
Cash and cash equivalents	233	—	—	233
Short-term securities	—	116	—	116
Derivative instruments	—	—	—	—
Corporate shares - Canadian	139	—	—	139
Corporate shares - Foreign	2,702	204	—	2,906
Bonds and debentures - Canadian	—	2,044	—	2,044
Bonds and debentures - Foreign	—	84	—	84
Total fair value of plan assets ¹	3,074	2,474	2,315	7,863
Derivative instruments	—	1	—	1
Total fair value of plan liabilities ¹	—	1	—	1

¹ At December 31, 2022, the total fair value of Pension Plan assets and liabilities excludes \$44 million of interest and dividends receivable, \$5 million of pension administration expenses payable, \$2 million of taxes payable, \$3 million receivable from participants, \$4 million of sold investments receivable, and \$2 million of purchased investments payable.

Notes to Consolidated Financial Statements (continued)

For the years ended December 31, 2023 and 2022

See Note 17 – Fair Value of Financial Instruments and Risk Management for a description of levels within the fair value hierarchy.

Changes in the Fair Value of Financial Instruments Classified in Level 3

The following table summarizes the changes in fair value of financial instruments classified in Level 3 for the years ended December 31, 2023 and 2022. The Pension Plan classifies financial instruments as Level 3 when the fair value is measured based on at least one significant input that is not observable in the markets or due to lack of liquidity in certain markets. The gains and losses presented in the table below could, therefore, include changes in fair value based on both observable and unobservable inputs. The Level 3 financial instruments are comprised of pooled funds whose valuations are provided by the investment managers. Sensitivity analysis is not provided as the underlying assumptions used by the investment managers are not available.

Year ended December 31 (millions of dollars)	2023	2022
Fair value, beginning of year	2,315	1,937
Realized and unrealized gains	214	128
Purchases	351	336
Sales and disbursements	(111)	(86)
Fair value, end of year	2,769	2,315

There were no significant transfers between any of the fair value levels during the years ended December 31, 2023 and 2022.

Valuation Techniques Used to Determine Fair Value

Pooled funds mainly consist of private equity, real estate infrastructure and private debt investments. Private equity investments represent private equity funds that invest in operating companies that are not publicly traded on a stock exchange. Investment strategies in private equity include limited partnerships in businesses that are characterized by high internal growth and operational efficiencies, venture capital, leveraged buyouts and special situations such as distressed investments. Real estate and infrastructure investments represent funds that invest in real assets which are not publicly traded on a stock exchange. Investment strategies in real estate include limited partnerships that seek to generate a total return through income and capital growth by investing primarily in global and Canadian limited partnerships. Investment strategies in infrastructure include limited partnerships in core infrastructure assets focusing on assets that are expected to generate stable, long-term cash flows and deliver incremental returns relative to conventional fixed-income investments. Private equity, real estate and infrastructure valuations are reported by the fund manager and are based on the valuation of the underlying investments which includes inputs such as cost, operating results, discounted future cash flows and market-based comparable data. Private debt valuations are reported by the fund manager. Private debt is credit that is extended to companies on a bilaterally negotiated basis. It is not readily marketable and takes a wide range of forms, such as senior secured and unsecured loans, infrastructure project financing, investments secured by real estate assets, and securitized lease/loan obligations supported by a pool of assets. Since these valuation inputs are not highly observable, private equity, real estate infrastructure and private debt investments have been categorized as Level 3 within pooled funds.

Cash equivalents consist of demand cash deposits held with banks and cash held by the investment managers. Cash equivalents are categorized as Level 1.

Short-term securities are valued at cost plus accrued interest, which approximates fair value due to their short-term nature. Short-term securities are categorized as Level 2.

Derivative instruments are used to hedge the Pension Plan's foreign currency exposure back to Canadian dollars. The notional principal amount of contracts outstanding as at December 31, 2023 was \$375 million (2022 – \$355 million), the most significant currencies being hedged against the Canadian dollar are the United States dollar, euro, British pound sterling, Swedish krona and Japanese yen. The net realized loss on contracts for the year ended December 31, 2023 was \$nil (2022 – \$4 million net realized loss). The terms to maturity of the forward exchange contracts at December 31, 2023 are within three months. The fair value is determined using standard interpolation methodology primarily based on the World Markets exchange rates. Derivative instruments are categorized as Level 2.

Corporate shares are valued based on quoted prices in active markets and are categorized as Level 1. Corporate shares which are valued based on quoted prices in active markets, but held within a pension investment holding company, are categorized as Level 2. Investments denominated in foreign currencies are translated into Canadian currency at year-end rates of exchange.

Bonds and debentures are presented at published closing trade quotations and are categorized as Level 2.

Notes to Consolidated Financial Statements (continued)

For the years ended December 31, 2023 and 2022

20. ENVIRONMENTAL LIABILITIES

The following tables show the movements in environmental liabilities for the years ended December 31, 2023 and 2022:

Year ended December 31, 2023 (millions of dollars)	PCB	LAR	Total
Environmental liabilities - beginning	49	44	93
Interest accretion	1	—	1
Expenditures	(28)	(3)	(31)
Revaluation adjustment	17	(1)	16
Environmental liabilities - ending	39	40	79
Less: current portion	(33)	(5)	(38)
	6	35	41

Year ended December 31, 2022 (millions of dollars)	PCB	LAR	Total
Environmental liabilities - beginning	68	54	122
Interest accretion	1	—	1
Expenditures	(40)	(6)	(46)
Revaluation adjustment	20	(4)	16
Environmental liabilities - ending	49	44	93
Less: current portion	(20)	(5)	(25)
	29	39	68

The following tables show the reconciliation between the undiscounted basis of the environmental liabilities and the amount recognized on the consolidated balance sheets after factoring in the discount rate:

As at December 31, 2023 (millions of dollars)	PCB	LAR	Total
Undiscounted environmental liabilities	39	41	80
Less: discounting environmental liabilities to present value	—	(1)	(1)
Discounted environmental liabilities	39	40	79

As at December 31, 2022 (millions of dollars)	PCB	LAR	Total
Undiscounted environmental liabilities	50	44	94
Less: discounting environmental liabilities to present value	(1)	—	(1)
Discounted environmental liabilities	49	44	93

At December 31, 2023, the estimated future environmental expenditures were as follows:

(millions of dollars)	
2024	39
2025	11
2026	3
2027	2
2028	1
Thereafter	24
	80

Hydro One records a liability for the estimated future expenditures for LAR and for the phase-out and destruction of PCB-contaminated mineral oil removed from electrical equipment when it is determined that future environmental remediation expenditures are probable under existing statute or regulation and the amount of the future expenditures can be reasonably estimated.

There are uncertainties in estimating future environmental costs due to potential external events such as changes in legislation or regulations, and advances in remediation technologies. In determining the amounts to be recorded as environmental liabilities, the Company

estimates the current cost of completing required work and makes assumptions as to when the future expenditures will actually be incurred, in order to generate future cash flow information. A long-term inflation rate assumption of approximately 2% has been used to express these current cost estimates as estimated future expenditures. Future expenditures have been discounted using factors ranging from approximately 2.0% to 6.3% (2022 - 2.0% to 6.3%) depending on the appropriate rate for the period when expenditures are expected to be incurred. All factors used in estimating the Company's environmental liabilities represent management's best estimates of the present value

Notes to Consolidated Financial Statements (continued)

For the years ended December 31, 2023 and 2022

of costs required to meet existing legislation or regulations. However, it is reasonably possible that numbers or volumes of contaminated assets, cost estimates to perform work, inflation assumptions and the assumed pattern of annual cash flows may differ significantly from the Company's current assumptions. In addition, with respect to the PCB environmental liability, the availability of critical resources such as skilled labour and replacement assets and the ability to take maintenance outages in critical facilities may influence the timing of expenditures.

PCBs

The Environment Canada regulations, enacted under the *Canadian Environmental Protection Act, 1999*, govern the management, storage and disposal of PCBs based on certain criteria, including type of equipment, in-use status, and PCB-contamination thresholds. Under current regulations, Hydro One's PCBs have to be disposed of by the end of 2025, with the exception of specifically exempted equipment. Contaminated equipment will generally be replaced, or will be decontaminated by removing PCB-contaminated insulating oil and retro filling with replacement oil that contains PCBs in concentrations of less than 2 ppm.

At December 31, 2023, the Company's best estimate of the total estimated future expenditures to comply with current PCB regulations was \$39 million (2022 - \$50 million). These expenditures are expected to be incurred over the period from 2024 to 2025. As a result of its annual review of environmental liabilities, the Company recorded a revaluation adjustment in 2023 to increase the PCB environmental liability by \$17 million (2022 - \$20 million).

LAR

At December 31, 2023, the Company's best estimate of the total estimated future expenditures to complete its LAR program was \$41 million (2022 - \$44 million). These expenditures are expected to be incurred over the period from 2024 to 2045. As a result of its annual review of environmental liabilities, the Company recorded a revaluation adjustment in 2023 to decrease the LAR environmental liability by \$1 million (2022 - decrease of \$4 million).

21. ASSET RETIREMENT OBLIGATIONS

Hydro One records a liability for the estimated future expenditures for the removal and disposal of asbestos-containing materials installed in some of its facilities, as well as for the estimated expenditure for the future decommissioning and removal of some diesel generating stations and related assets operated by its subsidiary, Hydro One Remotes.

Asset retirement obligations, which represent legal obligations associated with the retirement of certain tangible long-lived assets, are computed as the present value of the projected expenditures for the future retirement of specific assets and are recognized in the period in which the liability is incurred, if a reasonable estimate can be made. If the asset remains in service at the recognition date, the present value of the liability is added to the carrying amount of the associated asset in the period the liability is incurred and this additional carrying amount is depreciated over the remaining life of the asset. If an asset retirement obligation is recorded in respect of an out-of-service asset, the asset retirement cost is charged to results of operations. Subsequent to

the initial recognition, the liability is adjusted for any revisions to the estimated future cash flows associated with the asset retirement obligation, which can occur due to a number of factors including, but not limited to, cost escalation, changes in technology applicable to the assets to be retired, changes in legislation or regulations, as well as for accretion of the liability due to the passage of time until the obligation is settled. Depreciation expense is adjusted prospectively for any increases or decreases to the carrying amount of the associated asset.

Some of the Company's transmission and distribution assets, particularly those located on unowned easements and rights-of-way, may have asset retirement obligations, conditional or otherwise. The majority of the Company's easements and rights-of-way are either of perpetual duration or are automatically renewed annually. Land rights with finite terms are generally subject to extension or renewal. As the Company expects to use the majority of its facilities in perpetuity, no asset retirement obligations have been recorded for these assets. If, at some future date, a particular facility is shown not to meet the perpetuity assumption, it will be reviewed to determine whether an estimable asset retirement obligation exists. In such a case, an asset retirement obligation would be recorded at that time.

In determining the amounts to be recorded as asset retirement obligations, the Company estimates the current fair value for completing required work and makes assumptions as to when the future expenditures will actually be incurred, in order to generate future cash flow information. A long-term inflation assumption of approximately 2% has been used to express these current cost estimates as estimated future expenditures. Future expenditures have been discounted using factors ranging from approximately 2.0% to 4.0% (2022 - 2.0% to 4.0%) depending on the appropriate rate for the period when expenditures are expected to be incurred. All factors used in estimating the Company's asset retirement obligations represent management's best estimates of the cost required to meet existing legislation or regulations. However, it is reasonably possible that numbers or volumes of contaminated assets, cost estimates to perform work, inflation assumptions and the assumed pattern of annual cash flows may differ significantly from the Company's current assumptions. Asset retirement obligations are reviewed annually or more frequently if significant changes in regulations or other relevant factors occur. Estimate changes are accounted for prospectively. As a result of its annual review of asset retirement obligations, the Company recorded revaluation adjustments in 2023 to increase the asset retirement obligations related to the removal and disposal of asbestos-containing materials installed in some of its facilities by \$1 million (2022 - \$3 million) and with the decommissioning and removal of diesel generating station within the Hydro One Remotes operating territory by \$6 million (2022 - \$11 million).

At December 31, 2023, Hydro One had recorded a total asset retirement obligation of \$36 million (2022 - \$28 million), primarily consisting of the estimated future expenditures associated with the removal and disposal of asbestos-containing materials installed in some of its facilities of \$18 million (2022 - \$17 million), and the decommissioning and removal of diesel generating stations of \$17 million (2022 - \$11 million).

Notes to Consolidated Financial Statements (continued)

For the years ended December 31, 2023 and 2022

22. LEASES

Hydro One has operating lease contracts for buildings used in administrative and service-related functions and storing telecommunications equipment. These leases have terms between three and eight years with renewal options of additional three- to five-year terms at prevailing market rates at the time of extension. All leases include a clause to enable upward revision of the rental charge on an annual basis or on renewal according to prevailing market conditions or pre-established rents. There are no restrictions placed upon Hydro One by entering into these leases. Renewal options are included in the lease term when their exercise is reasonably certain. Other information related to the Company's operating leases was as follows:

Year ended December 31 (millions of dollars)	2023	2022
Lease expense	14	13
Lease payments made	14	16
As at December 31	2023	2022
Weighted-average remaining lease term ¹ (years)	4	5
Weighted-average discount rate	2.6%	2.4%

¹ Includes renewal options that are reasonably certain to be exercised.

At December 31, 2023, future minimum operating lease payments were as follows:

(millions of dollars)	
2024	13
2025	12
2026	10
2027	9
2028	5
Thereafter	3
Total undiscounted minimum lease payments	52
Less: discounting minimum lease payments to present value	(3)
Total discounted minimum lease payments	49

At December 31, 2022, future minimum operating lease payments were as follows:

(millions of dollars)	
2023	14
2024	12
2025	9
2026	9
2027	8
Thereafter	7
Total undiscounted minimum lease payments	59
Less: discounting minimum lease payments to present value	(4)
Total discounted minimum lease payments	55

Hydro One presents its ROU assets and lease obligations on the consolidated balance sheets as follows:

As at December 31 (millions of dollars)	2023	2022
Other long-term assets (Note 13)	49	56
Accounts payable and other current liabilities (Note 14)	12	12
Other long-term liabilities (Note 15)	37	43

Notes to Consolidated Financial Statements (continued)

For the years ended December 31, 2023 and 2022

23. SHARE CAPITAL

Common Shares

The Company is authorized to issue an unlimited number of common shares. At December 31, 2023, the Company had 599,077,067 (2022 – 598,714,704) common shares issued and outstanding.

The amount and timing of any dividends payable by Hydro One is at the discretion of the Hydro One Board of Directors and is established on the basis of Hydro One's results of operations, maintenance of its deemed regulatory capital structure, financial condition, cash requirements, the satisfaction of solvency tests imposed by corporate laws for the declaration and payment of dividends and other factors that the Board of Directors may consider relevant.

The following tables presents the changes to common shares during the years ended December 31, 2023 and 2022:

Year ended December 31, 2023 (number of shares)	Ownership by		Total
	Public	Province	
Common shares – beginning	316,302,056	282,412,648	598,714,704
Common shares issued – LTIP ¹	74	–	74
Common shares issued – share grants ²	362,289	–	362,289
Common shares – ending	316,664,419	282,412,648	599,077,067
	52.9%	47.1%	100%

¹ In 2023, Hydro One issued 74 common shares from treasury in accordance with provisions of the LTIP.

² In 2023, Hydro One issued 362,289 common shares from treasury in accordance with provisions of the Power Workers' Union (PWU) and the Society Share Grant Plans.

Year ended December 31, 2022 (number of shares)	Ownership by		Total
	Public	Province	
Common shares – beginning	315,804,901	282,412,648	598,217,549
Common shares issued – LTIP ¹	108,710	–	108,710
Common shares issued – share grants ²	388,445	–	388,445
Common shares – ending	316,302,056	282,412,648	598,714,704
	52.8%	47.2%	100%

¹ In 2022, Hydro One issued 108,710 common shares from treasury in accordance with provisions of the LTIP.

² In 2022, Hydro One issued 388,445 common shares from treasury in accordance with provisions of the PWU and the Society Share Grant Plans.

Preferred Shares

The Company is authorized to issue an unlimited number of preferred shares, issuable in series. At December 31, 2023 and 2022, two series of preferred shares were authorized for issuance: the Series 1 preferred shares and the Series 2 preferred shares. At December 31, 2023, and 2022, the Company had no Preferred Shares and no Series 2 preferred shares issued and outstanding.

Hydro One may from time to time issue preferred shares in one or more series. Prior to issuing shares in a series, the Hydro One Board of Directors is required to fix the number of shares in the series and determine the designation, rights, privileges, restrictions and conditions attaching to that series of preferred shares. Holders of Hydro One's preferred shares are not entitled to receive notice of, to attend or to vote at any meeting of the shareholders of Hydro One except that votes may be granted to a series of preferred shares when dividends have not been paid on any one or more series as determined by the applicable series provisions. Each series of preferred shares ranks on parity with every other series of preferred shares, and are entitled to a preference over the common shares and any other shares ranking junior to the preferred shares, with respect to dividends and the distribution of assets and return of capital in the event of the liquidation, dissolution or winding up of Hydro One.

Share Ownership Restrictions

The *Electricity Act* imposes share ownership restrictions on securities of Hydro One carrying a voting right (Voting Securities). These restrictions provide that no person or company (or combination of persons or companies acting jointly or in concert) may beneficially own or exercise control or direction over more than 10% of any class or series of Voting Securities, including common shares of the Company (Share Ownership Restrictions). The Share Ownership Restrictions do not apply to Voting Securities held by the Province, nor to an underwriter who holds Voting Securities solely for the purpose of distributing those securities to purchasers who comply with the Share Ownership Restrictions.

24. DIVIDENDS

In 2023, common share dividends in the amount of \$700 million (2022 – \$662 million) were declared and paid.

See Note 33 – Subsequent Events for dividends declared subsequent to December 31, 2023.

Notes to Consolidated Financial Statements (continued)

For the years ended December 31, 2023 and 2022

25. EARNINGS PER COMMON SHARE

Basic earnings per common share (EPS) is calculated by dividing net income attributable to common shareholders of Hydro One by the weighted-average number of common shares outstanding.

Diluted EPS is calculated by dividing net income attributable to common shareholders of Hydro One by the weighted-average number of common shares outstanding adjusted for the effects of potentially dilutive stock-based compensation plans, including the share grant plans and the LTIP, which are calculated using the treasury stock method.

	2023	2022
Net income attributable to common shareholders (millions of dollars)	1,085	1,050
Weighted-average number of shares		
Basic	598,986,584	598,616,561
Effect of dilutive stock-based compensation plans	1,539,983	1,971,291
Diluted	600,526,567	600,587,852
EPS		
Basic	\$ 1.81	\$ 1.75
Diluted	\$ 1.81	\$ 1.75

26. STOCK-BASED COMPENSATION

Share Grant Plans

Hydro One has two share grant plans (Share Grant Plans), one for the benefit of certain members of the PWU (PWU Share Grant Plan) and one for the benefit of certain members of the Society (Society Share Grant Plan).

The PWU Share Grant Plan provides for the issuance of common shares of Hydro One from treasury to certain eligible members of the PWU annually, commencing on April 1, 2017 and continuing until the earlier of April 1, 2028 or the date an eligible employee no longer meets the eligibility criteria of the PWU Share Grant Plan. To be eligible, an employee must be a member of the Pension Plan on April 1, 2015, be employed on the date annual share issuance occurs and continue to have under 35 years of service. The requisite service period for the PWU Share Grant Plan began on July 3, 2015, which is the date the share grant plan was ratified by the PWU. The number of common shares issued annually to each eligible employee will be equal to 2.7% of such eligible employee's salary as at April 1, 2015, divided by \$20.50, being the price of the common shares of Hydro One in its Initial Public Offering (IPO). The aggregate number of common shares issuable under the PWU Share Grant Plan shall not exceed 3,981,763 common shares. In 2015, 3,979,062 common shares were granted under the PWU Share Grant Plan.

The Society Share Grant Plan provides for the issuance of common shares of Hydro One from treasury to certain eligible members of the Society annually, commencing on April 1, 2018 and continuing until the earlier of April 1, 2029 or the date an eligible employee no longer meets the eligibility criteria of the Society Share Grant Plan. To be eligible, an employee must be a member of the Pension Plan on September 1, 2015, be employed on the date annual share issuance occurs and continue to have under 35 years of service. Therefore, the requisite service period for the Society Share Grant Plan began on September 1, 2015. The number of common shares issued annually to each eligible employee will be equal to 2.0% of such eligible employee's salary as at September 1, 2015, divided by \$20.50, being the price of the common shares of Hydro One in its IPO. The aggregate number of common shares issuable under the Society Share Grant Plan shall not exceed 1,434,686 common shares. In 2015, 1,433,292 common shares were granted under the Society Share Grant Plan.

The fair value of the Hydro One 2015 share grants of \$111 million was estimated based on the grant date share price of \$20.50 and is recognized using the graded-vesting attribution method as the share grant plans have both a performance condition and a service condition. In 2023, 362,289 common shares (2022 - 388,445) were issued under the Share Grant Plans. Total share-based compensation recognized during 2023 was \$3 million (2022 - \$4 million) and was recorded as a regulatory asset.

Notes to Consolidated Financial Statements (continued)

For the years ended December 31, 2023 and 2022

A summary of share grant activity under the Share Grant Plans during the years ended December 31, 2023 and 2022 is presented below:

Year ended December 31, 2023	Share Grants (number of common shares)	Weighted-Average Price
Share grants outstanding - beginning	2,189,616	\$ 20.50
Vested and issued ¹	(362,289)	—
Granted	1,753	—
Forfeited	(46,704)	\$ 20.50
Share grants outstanding - ending	1,782,376	\$ 20.50

¹ In 2023, Hydro One issued 362,289 common shares from treasury to eligible employees in accordance with provisions of the Share Grant Plans.

Year ended December 31, 2022	Share Grants (number of common shares)	Weighted-Average Price
Share grants outstanding - beginning	2,662,000	\$ 20.50
Vested and issued ¹	(388,445)	—
Forfeited	(83,939)	\$ 20.50
Share grants outstanding - ending	2,189,616	\$ 20.50

¹ In 2022, Hydro One issued 388,445 common shares from treasury to eligible employees in accordance with provisions of the Share Grant Plans.

Directors' DSU Plan

Under the Directors' DSU Plan, directors can elect to receive credit for their annual cash retainer in a notional account of DSUs in lieu of cash. Hydro One's Board of Directors may also determine from time to time that special circumstances exist that would reasonably justify the grant of DSUs to a director as compensation in addition to any regular

retainer or fee to which the director is entitled. Each DSU represents a unit with an underlying value equivalent to the value of one common share of the Company and is entitled to accrue common share dividend equivalents in the form of additional DSUs at the time dividends are paid, subsequent to declaration by Hydro One's Board of Directors.

A summary of DSU awards activity under the Directors' DSU Plan during the years ended December 31, 2023 and 2022 is presented below:

Year ended December 31 (number of DSUs)	2023	2022
DSUs outstanding - beginning	99,939	80,813
Granted	32,729	19,126
Settled	(38,044)	—
DSUs outstanding - ending	94,624	99,939

For the year ended December 31, 2023, an expense of \$1 million (2022 - \$1 million) was recognized in earnings with respect to the Directors' DSU Plan. At December 31, 2023, a liability of \$4 million (2022 - \$4 million) related to Directors' DSUs has been recorded at the closing price of the Company's common shares of \$39.70. This liability is included in other long-term liabilities on the consolidated balance sheets.

Management DSU Plan

Under the Management DSU Plan, eligible executive employees can elect to receive a specified proportion of their annual short-term incentive in a notional account of DSUs in lieu of cash. Each DSU represents a unit with an underlying value equivalent to the value of one common share of the Company and is entitled to accrue common share dividend equivalents in the form of additional DSUs at the time dividends are paid, subsequent to declaration by Hydro One's Board of Directors.

A summary of DSU awards activity under the Management DSU Plan during the years ended December 31, 2023 and 2022 is presented below:

Year ended December 31 (number of DSUs)	2023	2022
DSUs outstanding - beginning	118,505	90,240
Granted	21,643	37,524
Settled	(5,778)	(9,259)
DSUs outstanding - ending	134,370	118,505

For the year ended December 31, 2023, an expense of \$1 million (2022 - \$1 million) was recognized in earnings with respect to the Management DSU Plan. At December 31, 2023, a liability of \$5 million (2022 - \$4 million) related to Management DSUs has been recorded

at the closing price of the Company's common shares of \$39.70. This liability is included in other long-term liabilities on the consolidated balance sheets.

Notes to Consolidated Financial Statements (continued)

For the years ended December 31, 2023 and 2022

Employee Share Ownership Plan

In 2015, Hydro One established Employee Share Ownership Plans (ESOP) for certain eligible management and non-represented employees (Management ESOP) and for certain eligible Society-represented staff (Society ESOP). Under the Management ESOP, the eligible management and non-represented employees may contribute between 1% and 6% of their base salary towards purchasing common shares of Hydro One. The Company matches 50% of their contributions, up to a maximum Company contribution of \$25,000 per calendar year. Under the Society ESOP, the eligible Society-represented staff may contribute between 1% and 4% of their base salary towards purchasing common shares of Hydro One. The Company matches 25% of their contributions, with no maximum Company contribution per calendar year. In 2023, Company contributions made under the ESOP were \$3 million (2022 - \$2 million).

LTIP

Effective August 31, 2015, the Board of Directors of Hydro One adopted an LTIP. Under the LTIP, long-term incentives were granted to certain executive and management employees of Hydro One and its subsidiaries, and all equity-based awards would either be settled in newly issued shares of Hydro One from treasury or cash, subject to Hydro One's discretion, consistent with the provisions of the plan which also permit the participants to surrender a portion of their awards to satisfy related withholding taxes requirements. The aggregate number of shares issuable under the LTIP shall not exceed 11,900,000 shares of Hydro One.

The LTIP provides flexibility to award a range of vehicles, including Performance Share Units (PSUs), RSUs, stock options, share appreciation rights, restricted shares, DSUs, and other share-based awards. The mix of vehicles is intended to vary by role to recognize the level of executive accountability for overall business performance.

PSUs and RSUs

A summary of PSU and RSU awards activity under the LTIP during the years ended December 31, 2023 and 2022 is presented below:

Year ended December 31 (number of units)	PSUs		RSUs	
	2023	2022	2023	2022
Units outstanding - beginning	—	—	—	—
Granted	145,435	—	197,065	—
Forfeited	(2,351)	—	(5,928)	—
Settled	(159)	—	(4,166)	—
Units outstanding - ending	142,925	—	186,971	—

The grant date total fair value of the awards granted during the year ended December 31, 2023 was \$13 million (2022 - \$nil). The compensation expense related to the PSU and RSU awards recognized by the Company during the year ended December 31, 2023 was \$3 million (2022 - \$nil).

Society RSU Plan

As a result of the renewal of the Company's prior collective agreement with members of the Society, the Company provided equity compensation in the form of RSUs to certain eligible members. The equity compensation provides for the purchase of common shares of Hydro One from the open market, effective March 1, 2021 in one equity grant vesting in equal portions over a two-year period. To be eligible, an employee must be an employee of the Company as of July 30, 2021, the

date the plan was ratified by the Society; the grant date. The number of common shares issued to each eligible employee will be equal to 1.0% of such eligible employee's salary as at April 1, 2021, divided by \$30.80, being the price of the common shares of Hydro One at the grant date. Each RSU is entitled to accrue common share dividend equivalents in the form of additional RSUs at the time dividends are paid, subsequent to declaration by Hydro One's Board of Directors.

A summary of RSU awards activity under the Society RSU Plan during the years ended December 31, 2023 and 2022 is presented below:

Year ended December 31 (number of RSUs)	2023	2022
RSUs outstanding - beginning	36,124	71,053
Granted	—	1,667
Vested and issued	(33,031)	(34,346)
Settled	(2,964)	(1,106)
Forfeited	(129)	(1,144)
RSUs outstanding - ending	—	36,124

Notes to Consolidated Financial Statements (continued)

For the years ended December 31, 2023 and 2022

27. NONCONTROLLING INTEREST

Total noncontrolling interest consists of noncontrolling interest attributable to B2M LP and NRLP. The following tables show the movements in total noncontrolling interest during the years ended December 31, 2023 and 2022:

Year ended December 31, 2023 (millions of dollars)	Temporary Equity	Equity	Total
Noncontrolling interest - beginning	20	66	86
Net income attributable to noncontrolling interest	2	7	9
Distributions to noncontrolling interest	(2)	(8)	(10)
Noncontrolling interest - ending	20	65	85

Year ended December 31, 2022 (millions of dollars)	Temporary Equity	Equity	Total
Noncontrolling interest - beginning	20	68	88
Net income attributable to noncontrolling interest	2	6	8
Distributions to noncontrolling interest	(2)	(8)	(10)
Noncontrolling interest - ending	20	66	86

B2M LP

On December 16, 2014, transmission assets totalling \$526 million were transferred from Hydro One Networks to B2M LP. This was financed by 60% debt (\$316 million) and 40% equity (\$210 million). On December 17, 2014, the Saugeen Ojibway Nation (SON) acquired a 34.2% equity interest in B2M LP for consideration of \$72 million, representing the fair value of the equity interest acquired. The SON's initial investment in B2M LP consists of \$50 million of Class A units and \$22 million of Class B units.

The Class B units have a mandatory put option which requires that upon the occurrence of an enforcement event (i.e., an event of default such as a debt default by the SON or insolvency event), Hydro One purchases the Class B units of B2M LP for net book value on the redemption date. The noncontrolling interest relating to the Class B units is classified on the consolidated balance sheet as temporary equity because the redemption feature is outside the control of the Company. The balance of the noncontrolling interest is classified within equity.

The following tables show the movements in B2M LP noncontrolling interest during the years ended December 31, 2023 and 2022:

Year ended December 31, 2023 (millions of dollars)	Temporary Equity	Equity	Total
Noncontrolling interest - beginning	20	45	65
Net income attributable to noncontrolling interest	2	5	7
Distributions to noncontrolling interest	(2)	(6)	(8)
Noncontrolling interest - ending	20	44	64

Year ended December 31, 2022 (millions of dollars)	Temporary Equity	Equity	Total
Noncontrolling interest - beginning	20	46	66
Net income attributable to noncontrolling interest	2	4	6
Distributions to noncontrolling interest	(2)	(5)	(7)
Noncontrolling interest - ending	20	45	65

NRLP

On September 18, 2019, Hydro One Networks sold to the Six Nations of the Grand River Development Corporation and, through a trust, to the Mississaugas of the Credit First Nation a 25.0% and 0.1%, respectively, equity interest in NRLP partnership units for total consideration of \$12 million, representing the fair value of the equity interest acquired. On January 31, 2020, the Mississaugas of the Credit First Nation purchased an additional 19.9% equity interest in NRLP partnership units

from Hydro One Networks for total cash consideration of \$9 million. Following this transaction, Hydro One's interest in the equity portion of NRLP partnership units was reduced to 55%, with the Six Nations of the Grand River Development Corporation and the Mississaugas of the Credit First Nation owning 25% and 20%, respectively, of the equity interest in NRLP partnership units. The First Nations Partners' noncontrolling interest in NRLP is classified within equity.

The following table shows the movements in NRLP noncontrolling interest during the years ended December 31, 2023 and 2022:

Year ended December 31 (millions of dollars)	2023	2022
Noncontrolling interest - beginning	21	22
Net income attributable to noncontrolling interest	2	2
Distributions to noncontrolling interest	(2)	(3)
Noncontrolling interest - ending	21	21

Notes to Consolidated Financial Statements (continued)

For the years ended December 31, 2023 and 2022

28. RELATED PARTY TRANSACTIONS

The Province is a shareholder of Hydro One with approximately 47.1% (2022 – 47.2%) ownership at December 31, 2023. The IESO, Ontario Power Generation Inc. (OPG), Ontario Electricity Financial Corporation (OEFC), and the OEB are related parties to Hydro One because they are controlled or significantly influenced by the Ministry of Energy. Ontario Charging Network (OCN LP) is a joint-venture limited partnership between OPG and a subsidiary of Hydro One. The following is a summary of the Company's related party transactions during the years ended December 31, 2023 and 2022:

Year ended December 31 (millions of dollars)

Related Party	Transaction	2023	2022
Province	Dividends paid	330	312
IESO	Power purchased	2,297	2,374
	Revenues for transmission services	2,195	2,062
	Amounts related to electricity rebates	897	1,031
	Distribution revenues related to rural rate protection	250	247
	Distribution revenues related to supply of electricity to remote northern communities	46	35
	Distribution revenues related to Wataynikaneyap Power LP	54	–
	Funding received related to CDM programs	3	3
OPG	Power purchased	16	20
	Transmission revenues related to provision of services and supply of electricity	2	2
	Distribution revenues related to provision of services and supply of electricity	5	5
	Other revenues related to provision of services and supply of electricity	1	1
	Capital contribution received from OPG	5	5
	Costs related to the purchase of services	2	2
OEFC	Power purchased from power contracts administered by the OEFC	1	2
OEB	OEB fees	12	10
OCN LP¹	Investment in OCN LP	–	4

¹ OCN LP owns and operates electric vehicle fast charging stations across Ontario, under the Ivy Charging Network brand.

Sales to and purchases from related parties are based on the requirements of the OEB's Affiliate Relationships Code. Outstanding balances at period end are interest-free and settled in cash. Invoices are issued monthly, and amounts are due and paid on a monthly basis.

29. CONSOLIDATED STATEMENTS OF CASH FLOWS

The changes in non-cash balances related to operations consist of the following:

Year ended December 31 (millions of dollars)	2023	2022
Accounts receivable (Note 8)	(63)	(72)
Due from related parties	(31)	2
Materials and supplies (Note 9)	(10)	(3)
Prepaid expenses and other assets (Note 9)	11	(7)
Other long-term assets (Note 13)	(13)	1
Accounts payable	17	27
Accrued liabilities	197	64
Due to related parties	31	5
Accrued interest (Note 14)	29	(4)
Long-term accounts payable and other long-term liabilities (Note 15)	5	8
Post-retirement and post-employment benefit liability	79	40
	252	61

Notes to Consolidated Financial Statements (continued)

For the years ended December 31, 2023 and 2022

Capital Expenditures

The following tables reconcile investments in property, plant and equipment and intangible assets and the amounts presented in the consolidated statements of cash flows for the years ended December 31, 2023 and 2022. The reconciling items include net change in accruals and capitalized depreciation.

Year ended December 31, 2023 (millions of dollars)	Property, Plant and Equipment	Intangible Assets	Total
Capital investments	(2,403)	(128)	(2,531)
Reconciling items	58	(3)	55
Cash outflow for capital expenditures	(2,345)	(131)	(2,476)

Year ended December 31, 2022 (millions of dollars)	Property, Plant and Equipment	Intangible Assets	Total
Capital investments	(2,010)	(122)	(2,132)
Reconciling items	44	2	46
Cash outflow for capital expenditures	(1,966)	(120)	(2,086)

Capital Contributions

Hydro One enters into contracts governed by the OEB Transmission System Code when a transmission customer requests a new or upgraded transmission connection. The customer is required to make a capital contribution to Hydro One based on the shortfall between the present value of the costs of the connection facility and the present value of revenues. The present value of revenues is based on an estimate of load forecast for the period of the contract with Hydro One.

Once the connection facility is commissioned, in accordance with the OEB Transmission System Code, Hydro One will periodically reassess the estimated load forecast which will lead to a decrease, or an increase in the capital contributions from the customer. The increase or decrease in capital contributions is recorded directly to property, plant and equipment in service. In 2023, there were \$2 million capital contributions from these assessments (2022 - \$12 million).

Supplementary Information

Year ended December 31 (millions of dollars)	2023	2022
Net interest paid	581	523
Income taxes paid	48	33

30. CONTINGENCIES

Legal Proceedings

Hydro One is involved in various lawsuits and claims in the normal course of business. In the opinion of management, the outcome of such matters will not have a material adverse effect on the Company's consolidated financial position, results of operations or cash flows.

Transfer of Assets

The transfer orders by which the Company acquired certain of Ontario Hydro's businesses as of April 1, 1999 did not transfer title to some assets located on Reserves (as defined in the *Indian Act* (Canada)). Currently, the OEFC holds these assets. Under the terms of the transfer orders, the Company is required to manage these assets until it has obtained all consents necessary to complete the transfer of title of these assets to itself. The Company cannot predict the aggregate amount that it may have to pay, either on an annual or one-time basis,

to obtain the required consents. In 2023, the Company did not make any payments (2022 - \$2 million) in respect of consents obtained as there were no new permits issued in favour of the Company which would allow for the transfer of assets. In 2023, the Company recorded \$3 million (2022 - \$3 million) in respect of annual obligations under existing agreements, which includes assets that continued to be held by OEFC. If the Company cannot obtain the required consents, the OEFC will continue to hold these assets for an indefinite period of time. If the Company cannot reach a satisfactory settlement, it may have to relocate these assets to other locations at a cost that could be substantial or, in a limited number of cases, to abandon a line and replace it with diesel-generation facilities. The costs relating to these assets could have a material adverse effect on the Company's results of operations if the Company is not able to recover them in future rate orders.

Notes to Consolidated Financial Statements (continued)

For the years ended December 31, 2023 and 2022

31. COMMITMENTS

The following table presents a summary of Hydro One's commitments under outsourcing and other agreements due in the next five years and thereafter:

As at December 31, 2023 (millions of dollars)	Year 1	Year 2	Year 3	Year 4	Year 5	Thereafter
Outsourcing and other agreements	138	58	19	11	11	16
Capital agreements	24	75	31	—	—	—
Long-term software/meter agreement	25	18	2	1	1	—

Outsourcing and Other Agreements

In February 2021, Hydro One entered into a three-year agreement for information technology services with Capgemini Canada Inc., which included an option to extend for two additional one-year terms at Hydro One's discretion. In June 2023, Hydro One chose to exercise the two one-year extension options and the contract will expire on February 28, 2026. This agreement resulted in commitments of \$240 million over the initial five-year term of the agreement.

BGIS (formerly Brookfield Global Integrated Solutions) provides services to Hydro One, including facilities management and execution of certain capital projects as deemed required by the Company. The agreement with BGIS for these services expires in December 2024, with an option for the Company to renew the agreement for an additional term of three years.

Other Commitments

The following table presents a summary of Hydro One's other commercial commitments by year of expiry in the next five years and thereafter:

As at December 31, 2023 (millions of dollars)	Year 1	Year 2	Year 3	Year 4	Year 5	Thereafter
Operating Credit Facilities ¹	—	—	—	—	2,550	—
Letters of credit ²	182	—	—	—	—	—
Guarantees ³	512	—	—	—	—	—

1 On June 1, 2023, the maturity date for the Operating Credit Facilities was extended to 2028.

2 Letters of credit consist of \$157 million letters of credit related to retirement compensation arrangements, a \$18 million letter of credit provided to the IESO for prudential support, and \$7 million in letters of credit for various operating purposes.

3 Guarantees consist of \$475 million prudential support provided to the IESO by Hydro One Inc. on behalf of its subsidiaries, as well as guarantees provided by Hydro One to the Minister of Natural Resources (Canada) and ONroute of \$2 million and \$30 million, respectively, relating to OCN LP (OCN Guarantee) and \$5 million relating to Aux Energy Inc., the Company's indirect subsidiary.

Prudential Support

Purchasers of electricity in Ontario, through the IESO, are required to provide security to mitigate the risk of their default based on their expected activity in the market. The IESO could draw on these guarantees and/or letters of credit if these purchasers fail to make a payment required by a default notice issued by the IESO. The maximum potential payment is the face value of any letters of credit plus the amount of the parental guarantees.

Capital Agreements

In the course of business, Hydro One has entered into agreements committing to the purchase of long lead equipment for future use from various suppliers.

Long-term Software/Meter Agreement

Trilliant Holdings Inc. and Trilliant Networks (Canada) Inc. (collectively Trilliant) provide services to Hydro One for the supply, maintenance and support services for smart meters and related hardware and software, including additional software licences, as well as certain professional services. The agreement with Trilliant for these services expires in December 2030.

Retirement Compensation Arrangements

Bank letters of credit have been issued to provide security for Hydro One Inc.'s liability under the terms of a trust fund established pursuant to the supplementary pension plan for eligible employees of Hydro One Inc. The supplementary pension plan trustee is required to draw upon these letters of credit if Hydro One Inc. is in default of its obligations under the terms of this plan. Such obligations include the requirement to provide the trustee with an annual actuarial report as well as letters of credit sufficient to secure Hydro One Inc.'s liability under the plan, to pay benefits payable under the plan and to pay the letter of credit fee. The maximum potential payment is the face value of the letters of credit.

Notes to Consolidated Financial Statements (continued)

For the years ended December 31, 2023 and 2022

32. SEGMENTED REPORTING

Hydro One has three reportable segments:

- The Transmission Segment, which comprises the transmission of high voltage electricity across the province, interconnecting local distribution companies and certain large directly connected industrial customers throughout the Ontario electricity grid;
- The Distribution Segment, which comprises the delivery of electricity to end customers and certain other municipal electricity distributors; and
- Other Segment, which includes certain corporate activities, investments including a joint venture that owns and operates electric vehicle fast charging stations across Ontario under the Ivy Charging Network brand, and the operations of the Company's telecommunications business and of a wholly-owned subsidiary that provides energy solutions to commercial and industrial clients. The

Other Segment includes the DTA which arose from the revaluation of the tax bases of Hydro One's assets to fair market value when the Company transitioned from the provincial payments in lieu of tax regime to the federal tax regime at the time of Hydro One's initial public offering in 2015. This DTA is not required to be shared with ratepayers, the Company considers it to not be part of the regulated transmission and distribution segment assets, and it is included in the other segment.

The designation of segments has been based on a combination of regulatory status and the nature of the services provided. Operating segments of the Company are determined based on information used by the chief operating decision-maker in deciding how to allocate resources and evaluate the performance of each of the segments. The Company evaluates segment performance based on income before financing charges and income tax expense from continuing operations (excluding certain allocated corporate governance costs).

Year ended December 31, 2023 (millions of dollars)	Transmission	Distribution	Other	Consolidated
Revenues	2,214	5,582	48	7,844
Purchased power	—	3,652	—	3,652
Operation, maintenance and administration	499	765	90	1,354
Depreciation, amortization and asset removal costs	526	460	10	996
Income (loss) before financing charges and income tax expense	1,189	705	(52)	1,842
Capital investments	1,493	1,015	23	2,531

Year ended December 31, 2022 (millions of dollars)	Transmission	Distribution	Other	Consolidated
Revenues	2,077	5,660	43	7,780
Purchased power	—	3,724	—	3,724
Operation, maintenance and administration	445	739	74	1,258
Depreciation, amortization and asset removal costs	509	448	9	966
Income (loss) before financing charges and income tax expense	1,123	749	(40)	1,832
Capital investments	1,209	899	24	2,132

Total Assets by Segment:

As at December 31 (millions of dollars)	2023	2022
Transmission	19,819	18,778
Distribution	12,696	11,893
Other	337	786
Total assets	32,852	31,457

Total Goodwill by Segment:

As at December 31 (millions of dollars)	2023	2022
Transmission	157	157
Distribution	216	216
Total goodwill	373	373

All revenues, assets and substantially all costs, as the case may be, are earned, held or incurred in Canada.

Notes to Consolidated Financial Statements (continued)

For the years ended December 31, 2023 and 2022

33. SUBSEQUENT EVENTS

Debt Issuance

On January 12, 2024, Hydro One Inc. issued sustainable and green bonds totalling \$800 million under its MTN Program as follows:

- a. \$250 million aggregate principal amount of Series 53 notes with a maturity date of November 30, 2029 and a coupon rate of 3.93%; and
- b. \$550 million aggregate principal amount of Series 59 notes with a maturity date of March 1, 2034 and a coupon rate of 4.39%.

Dividends

On February 12, 2024, common share dividends of \$178 million (\$0.2964 per common share) were declared.

Corporate and Shareholder Information

Directors and Executive Officers of Hydro One Ltd.

Directors

Mr. Timothy Hodgson (Chair)
Ms. Cheri Brant
Mr. David Hay
Ms. Stacey Mowbray
Mr. Mitch Panciuk
Mr. Mark Podlasly
Ms. Helga Reidel
Ms. Melissa Sonberg
Mr. Brian Vaasjo
Ms. Susan Wolburgh Jenah

Executive Officers

Mr. David Lebeter
President and Chief Executive Officer

Ms. Teri French
EVP, Safety, Operations and Customer Experience

Mr. Chris Lopez
EVP, Chief Financial and Regulatory Officer

Mr. Andrew Spencer
EVP, Capital Portfolio Delivery

Ms. Megan Telford
EVP, Strategy, Energy Transition and Human Resources

Corporate Office

483 Bay Street, South Tower
Toronto, ON
M5G 2P5
1.416.345.5000
www.HydroOne.com

Customer Inquiries

Customer Service: 1.888.664.9376
Report an Emergency (24 hours):
1.800.434.1235

General Information

Shareholder Services

If you are a registered shareholder and have inquiries regarding your account, wish to change your name or address, or have questions about dividends, duplicate mailings, lost stock certificates, share transfers or estate settlements, contact our transfer agent and registrar:

Computershare Trust Company of Canada

100 University Avenue, 8th Floor
Toronto, ON M5J 2Y1
1.514.982.7555 or 1.800.564.6253
service@computershare.com

Institutional Investors and Analysts

Institutional investors, securities analysts and others requiring additional financial information can visit www.HydroOne.com/Investors or contact us at: 1.416.345.6867
Investor.Relations@HydroOne.com or
Omar.Javed@HydroOne.com

Media Inquiries

1.416.345.6868 or 1.877.506.7584
Media.Relations@HydroOne.com

Sustainability

Hydro One is committed to continuing to grow responsibly and we focus our social and environmental sustainability efforts where we can make the most meaningful impacts on both. To learn more, visit <https://www.hydroone.com/sustainability> or email: Sustainability@HydroOne.com

Stock Exchange Listing

Toronto Stock Exchange (TSX): H
(CUSIP #448811208)



Debt Securities

For details of the public debt securities of Hydro One and its subsidiaries, please refer to the "Debt Information" section under www.HydroOne.com/Investors

Independent Auditors

KPMG LLP

Online Information

Hydro One is committed to open and full financial disclosure and best practices in corporate governance. We invite you to visit the Investor Relations section of www.HydroOne.com/Investors where you will find additional information about our business, including events and presentations, news releases, regulatory filings, governance practices, sustainability and our continuous disclosure materials, including quarterly financial releases, annual information forms and management information circulars. You may also subscribe to our news by email to automatically receive Hydro One news releases electronically.

Common Share Dividend Information

2024 Expected Dividend Dates

Declaration Date	Record Date	Payment Date
February 12, 2024	March 13, 2024	March 28, 2024
May 13, 2024	June 12, 2024	June 28, 2024
August 13, 2024	September 11, 2024	September 27, 2024
November 6, 2024	December 11, 2024	December 31, 2024

Unless indicated otherwise, all common share dividends paid by Hydro One are designated as "eligible" dividends for the purposes of the Income Tax Act (Canada) and any similar provincial legislation.

Dividend Reinvestment Plan (DRIP)

Hydro One offers a convenient dividend reinvestment program for eligible shareholders to purchase additional Hydro One shares by reinvesting their cash dividends without incurring brokerage or administration fees. For plan information and enrolment materials or to learn more about the Hydro One DRIP, visit www.HydroOne.com/DRIP or Computershare Trust Company of Canada at www.InvestorCentre.com/HydroOne

Regulatory Stakeholders

Hydro One is committed to maintaining and enhancing constructive long-term relationships with its regulatory stakeholders.



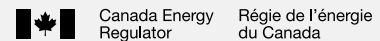
**Provincial Government,
Ministry of Energy**
Policy, legislation, regulations



Ontario Energy Board (OEB)
Independent electric utility price and service quality regulation



Independent Electricity System Operator (IESO)
Wholesale power market rules, intermediary, North American reliability standards



Canadian Energy Regulator
Federal regulator, international power lines and substations



North American Electric Reliability Corporation (NERC)
Continent-wide bulk power reliability standards, certification, monitoring



Northeast Power Coordinating Council (NPCC)
Northeastern North American grid reliability, standards, compliance

For more information, visit
www.HydroOne.com/Regulatory