



**BMO Capital Markets  
Infrastructure and Utilities Conference**

**Sandy Struthers  
Senior Vice President and  
Chief Financial Officer**

**February 18<sup>th</sup>, 2010**



# Forward Looking Statements

This presentation may contain forward-looking statements, including statements regarding the business and anticipated financial performance of Hydro One Inc. Although Hydro One believes that such statements are based on reasonable assumptions, such statements are subject to certain risks, uncertainties and assumptions related to operating performance, regulatory developments, economic conditions etc. In the event that one or more of the risks or uncertainties materialize, or that an underlying assumption prove to be incorrect, actual results may vary significantly from those expected. Hydro One is not obligated to update or revise any forward-looking statements, whether as a result of new information, future events or otherwise.

# Outline

- Overview of Hydro One
- Regulatory Developments
- Capital Program
- Financial Performance and Financing
- Summary

# Hydro One at a Glance

- One of the largest electricity delivery systems in North America
- Wholly owned by the Province of Ontario
- No commodity (electricity) exposure



## Transmission

- \$9.1B in assets
- 28,924 km network - over 96% of capacity in Ontario
- 26 interconnection facilities



## Distribution

- \$6.5B in assets
- 123,528 km system – spans 75% of Ontario
- 1.3M rural and urban customers incl.

# Hydro One – Strategic Objectives

- **Mandate**
  - A commercial enterprise, with an independent Board of Directors, providing the safe, reliable and cost effective transmission and distribution of electricity to Ontario electricity users
- **Strategic Objectives**
  - Injury-free workplace
  - Reliable transmission and distribution
  - Protecting the environment
  - Shareholder value
- **Vision**
  - Leading electricity delivery company in North America

# Regulatory Developments

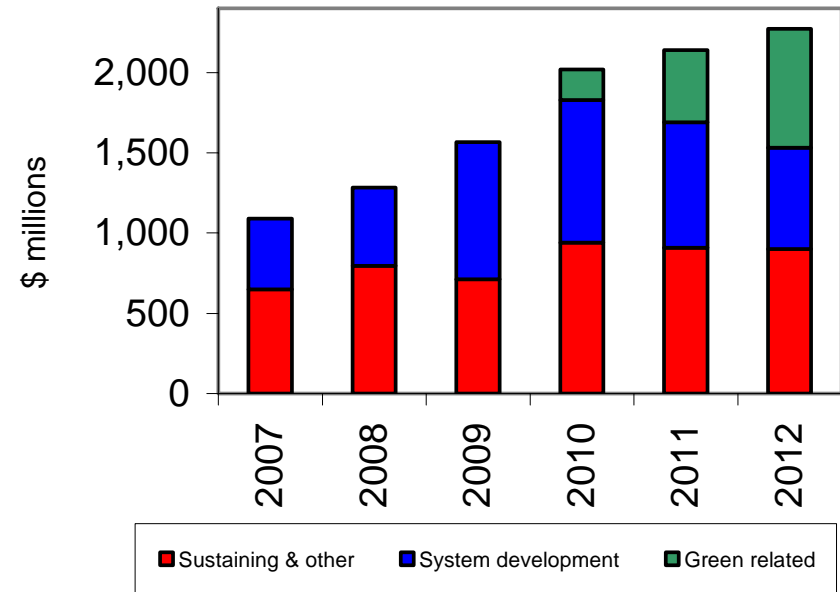
- Green Energy Act
- Distribution and transmission system code changes
- Transmission rate application
- Distribution rate application
- ROE formula

# Capital Program

Investment in our system driven by:

- Sustaining and other investments
- System development
- Green Energy Act
- Distribution rationalization

Capital Expenditures



# Capital Program

## Sustaining and Other Investments

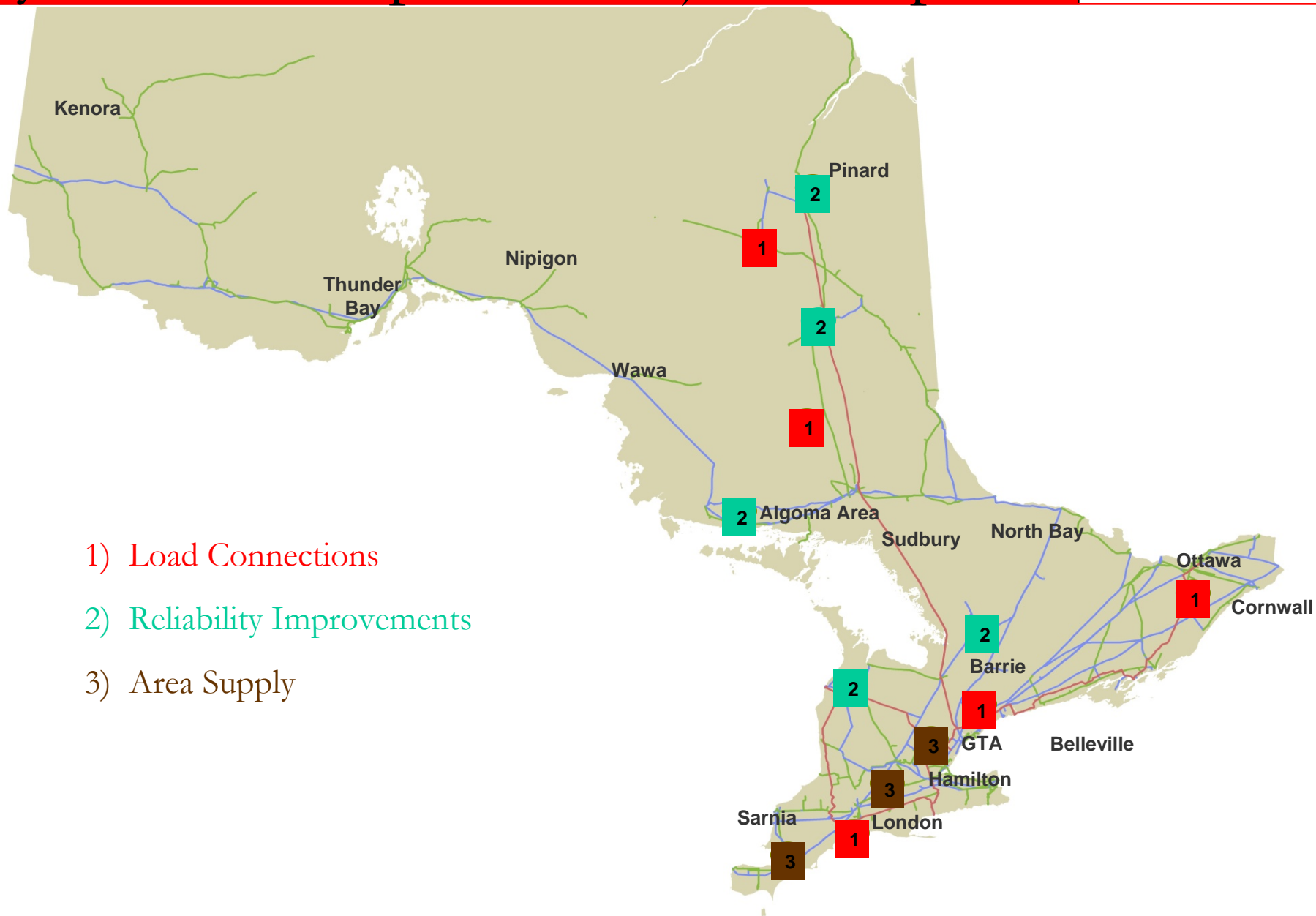
- Increasing sustaining capital expenditures
  - Aging asset base
  - Maintain reliability of the system
  - Examples of sustainment programs include
    - Wood pole replacement
    - Station refurbishments
    - Circuit breaker replacement
- Other expenditures related to operations

# Capital Program

## System Development

- System growth and reliability
- New and retiring generation
- Examples of system development programs include
  - Load connections
  - Reliability improvements
  - Area supply
- Smart meter and smart grid

# System Development Project Samples

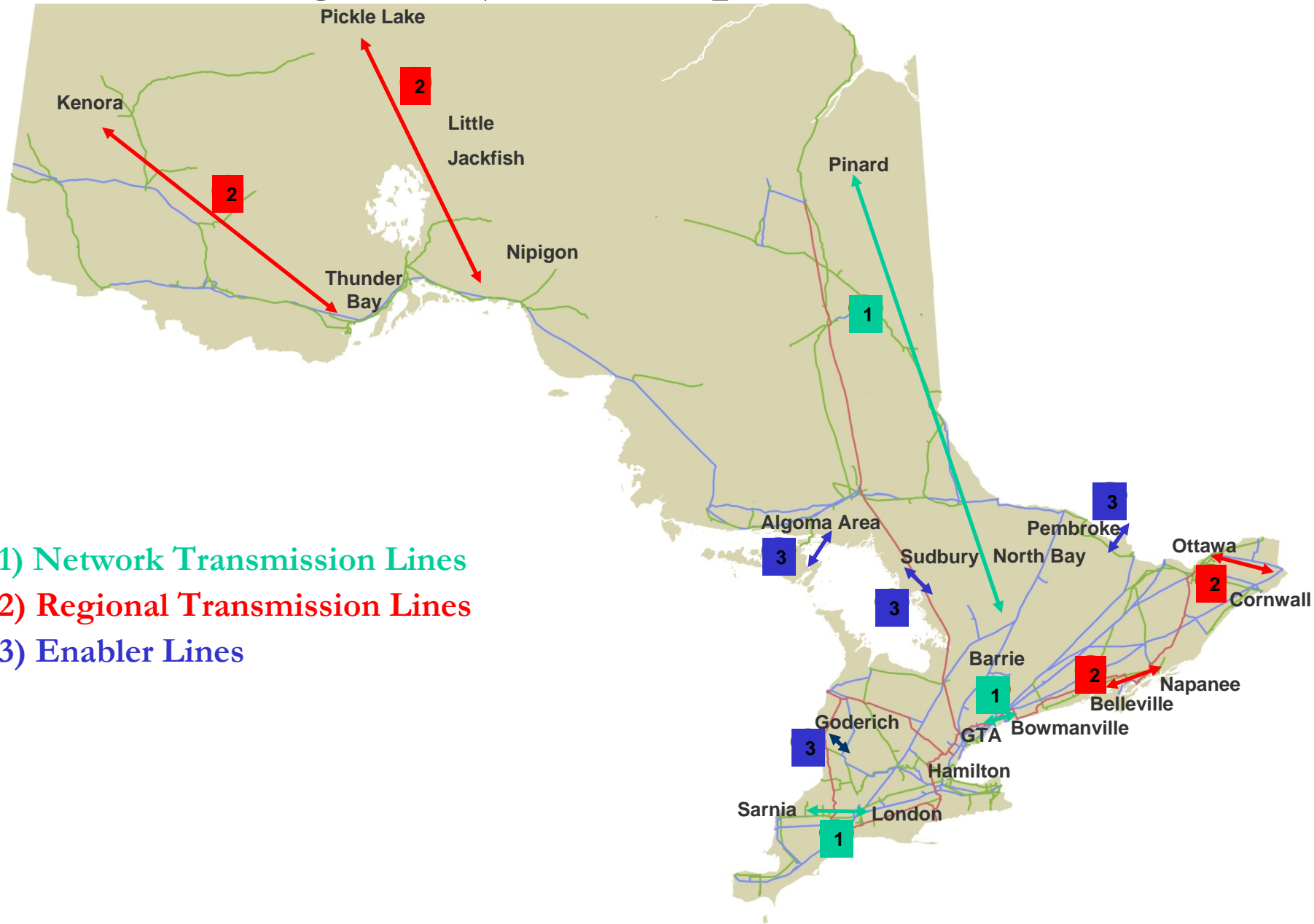


# Capital Program

## Green Energy Projects

- Required to facilitate connection of renewable generation projects in the province.
- Expenditures related to:
  - Network transmission lines
  - Regional transmission lines
  - Enabler lines
- Timing of expenditures is subject to:
  - Regulatory and government approvals
  - Environmental assessments
  - Timing of generator contributions

# Green Energy Project Samples



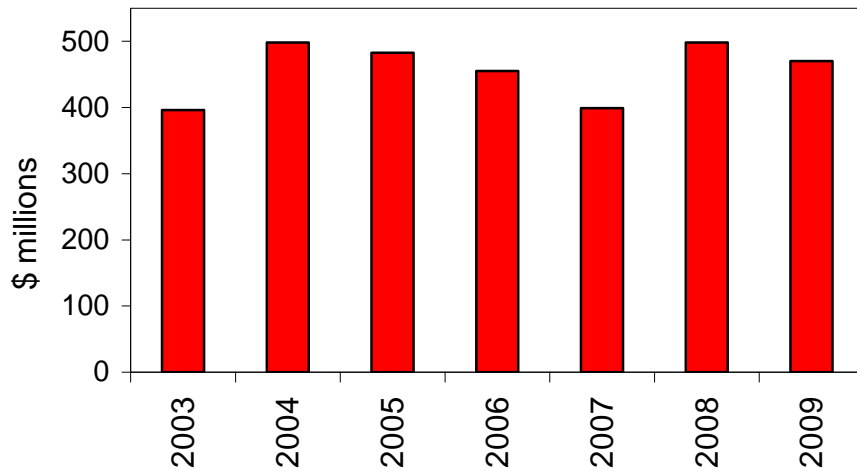
# 2009 Financial Results

(\$M)	<u>2009</u>	<u>2008</u>
Revenues	4,744	4,597
Purchased power	2,326	2,181
Operating costs	1,594	1,513
Net income	470	498
Dividends Paid	188	259

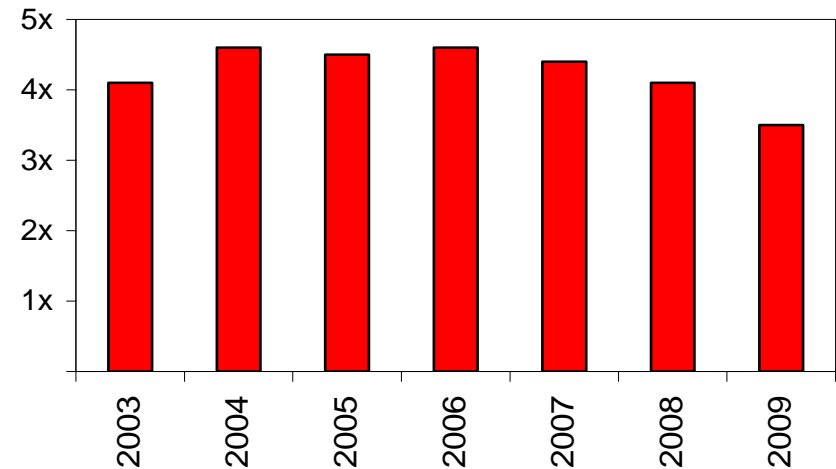
# Stable Financial Performance

- Stable regulatory environment
- Continued focus on operations
- Organic growth opportunities
- Financial metrics supportive of credit quality

Net Income



FFO/ Interest Coverage



# Financing

- Borrowing proceeds used to:
  - Repay debt maturities
  - Fund non-core capital expenditures
- MTN shelf main platform maturing August 2011
  - \$2.25B remaining
- \$1B CP program to bridge requirements

## Long-term Credit Ratings

S&P - A+

Moody's - Aa3

DBRS - A (high)

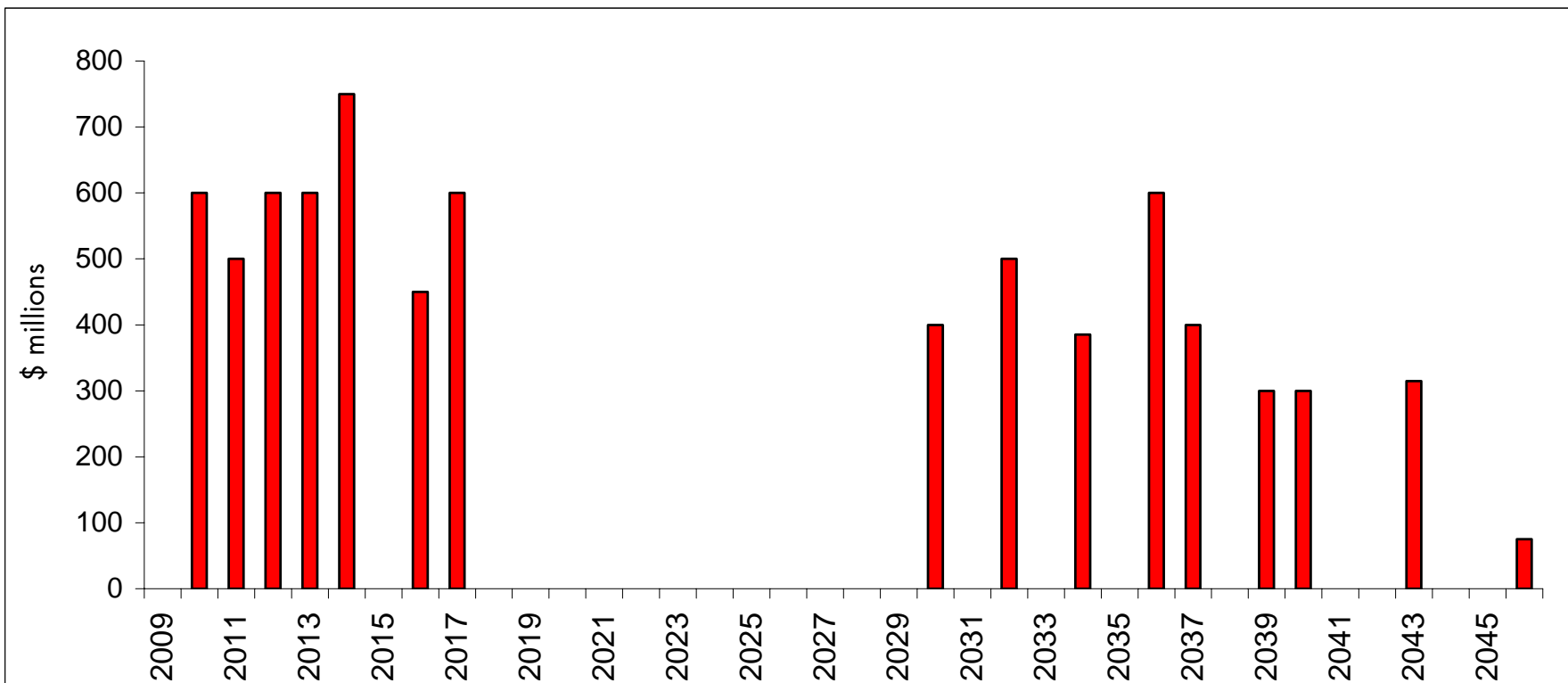
# Liquidity

- \$750M syndicated bank line maturing Aug 2010
- \$500M syndicated bank line maturing Feb 2013
- \$250M liquid reserve fund available to 2014
- Liquidity backstopping CP program and increased funding requirements

# Funding Objectives

- Cost effectiveness
- No foreign exchange risk – fully hedged
- Average term
- Maturity smoothing

# Long-term Debt Maturities



# Summary

- Stable financial performance
- Going forward:
  - Continued focus on core wires business
  - Organic growth opportunities through infrastructure investments
  - Increased financing requirements to meet increased capital expenditures
  - Maintain capital structure, credit quality

# Contacts

## Sandy Struthers

Senior Vice President and  
Chief Financial Officer

Tel. – (416) 345-6140

Email – [sandy.struthers@hydroone.com](mailto:sandy.struthers@hydroone.com)

## Ali R. Suleman

Vice President and  
Treasurer

Tel. – (416) 345-6126

Email – [a.suleman@hydroone.com](mailto:a.suleman@hydroone.com)



# HYDRO ONE

