









# 2022 UN SDGs Chart

Hydro One aligns with the following United Nations Sustainable Development Goals (UN SDGs).

In 2015, the UN developed 17 SDGs as a universal call for action to end poverty, protect the planet and ensure all people enjoy peace and prosperity. At Hydro One we are supportive of the SDGs and have identified eight SDGs that are aligned with our business and sustainability objectives and where we can make a positive impact.

KPMG (LLP) was engaged to provide a limited assurance conclusion over indicators identified with this † as at and for the period ended December 31, 2022. Our greenhouse gas (GHG) emissions data was verified by external auditors GHD Limited (GHD), and identified by ‡. KPMG’s Independent Limited Assurance Report and GHD’s Limited Assurance Letter can be found on pages 58 and 59 of the 2022 Sustainability Report.

UN SDGs	Alignment or Progress on the SDGs
 <p><b>5 GENDER EQUALITY</b></p>	<ul style="list-style-type: none"> <li>Exceeded our Catalyst Accord commitment by having women as 40.0% of Directors and 32.5%† as executives.</li> <li>Continued to build a diverse pipeline of talent and promote diversity at the apprentice level.</li> <li>For more information, please refer to our <b>People</b> section in the 2022 Sustainability Report.</li> </ul>
 <p><b>7 AFFORDABLE AND CLEAN ENERGY</b></p>	<ul style="list-style-type: none"> <li>Invested \$15.8M in research and development.</li> <li>Worked with the Ontario Energy Board (OEB) to offer several programs to help customers pay their bills, specifically through the Winter Relief Fund and Low-income Energy Assistance Program.</li> <li>Transmitted clean energy that was more than 90%<sup>76</sup> GHG-emission-free.<sup>77</sup></li> <li>For more information, please refer to the <b>Planet</b> and <b>Energizing Life for Customers (Affordability)</b> sections in the 2022 Sustainability Report.</li> </ul>
 <p><b>8 DECENT WORK AND ECONOMIC GROWTH</b></p>	<ul style="list-style-type: none"> <li>Signed a 10-year \$10M Community Support Agreement with the Municipality of Chatham-Kent, ensuring the region remains an attractive place to invest, live and work. The community will also receive an additional \$300,000 to allocate to charitable organizations that work to build safe and resilient communities.</li> <li>Generated direct economic value by buying locally and investing in our communities. Contributions in 2022 include:                         <ul style="list-style-type: none"> <li>\$1.4B – Purchases from Ontario suppliers</li> <li>\$8,727M<sup>78</sup> – Economic value distributed across Canada</li> <li>\$95.9M – Indigenous spend</li> <li>9,300<sup>78</sup> – Average number of employees</li> </ul> </li> <li>At Hydro One we offer a comprehensive and market competitive rewards program comprised of compensation, employee benefits and support programs, pension, and employee share ownership plans.</li> <li>For more information, please refer to our <b>People</b> and <b>Community</b> sections in the 2022 Sustainability Report.</li> </ul>

UN SDGs	Alignment or Progress on the SDGs
 <p><b>9 INDUSTRY, INNOVATION AND INFRASTRUCTURE</b></p>	<ul style="list-style-type: none"> <li>Implemented the Battery Energy Storage System pilot with 39 customers who enrolled in this non-wires alternative pilot program and collectively saw a 72% reduction in total outage duration.</li> <li>Invested in Energy Impact Partners, a greentech venture capital company, which provides us with access to leading/emerging climate-related startups in North America and Europe that are innovating in the energy sector.</li> <li>Supported businesses by offering innovative energy solutions through AUX Energy.</li> <li>For more information, please refer to our <b>Planet</b> section in the 2022 Sustainability Report.</li> </ul>
 <p><b>10 REDUCED INEQUALITIES</b></p>	<ul style="list-style-type: none"> <li>Diversifying our talent across our workforce and creating an equitable and inclusive environment.</li> <li>5.2%† of our total sourceable spend was with Indigenous businesses, our highest to date.</li> <li>For more information, please refer to our <b>People</b> and <b>Community</b> sections in the 2022 Sustainability Report.</li> </ul>
 <p><b>11 SUSTAINABLE CITIES AND COMMUNITIES</b></p>	<ul style="list-style-type: none"> <li>We signed equity agreements in principle with Gwayakocchigewin Limited Partnership (GLP, representing eight First Nations) and Lac des Mille Lacs First Nation, for the Waasigan Transmission Line, confirming that once the line is built it will be jointly owned by Hydro One and these nine First Nations. This will bolster capacity and support economic growth in the region.</li> <li>For more information, please refer to the <b>Community</b> section in the 2022 Sustainability Report.</li> </ul>
 <p><b>13 CLIMATE ACTION</b></p>	<ul style="list-style-type: none"> <li>Achieved a 7%† reduction in GHG emissions compared to the 2018 baseline, contributing to the public commitment of being net-zero by 2050.</li> <li>As at December 31, 2022, 17%† of our fleet of sedans and SUVs are electric vehicles or hybrids.</li> <li>For more information, please refer to the <b>Planet</b> section in the 2022 Sustainability Report.</li> </ul>
 <p><b>15 LIFE ON LAND</b></p>	<ul style="list-style-type: none"> <li>Selected as the only Canadian utility to present our biodiversity program at the Technical Forum of the COP 15 Biodiversity Summit.</li> <li>Planted 600 trees and shrubs in partnership with the National Capital Commission in Pinhey Forest after 70% of its canopy was destroyed by the May Derecho.</li> <li>For more information, please refer to the <b>Environmental Management</b> section in the 2022 Sustainability Report.</li> </ul>

<sup>76</sup> <https://www.ieso.ca/-/media/Files/IESO/DocumentLibrary/gas-phase-out/Pathways-to-Decarbonization>.

<sup>77</sup> The average Ontario system grid emissions five-year average is 24.6 gCO<sub>2</sub>e/kWh (2017-21). Source of data: Canada’s National Inventory Report, 1990 - 2021, Part 3, Annex 13, Table A13-7: Electricity Generation and GHG Emissions Details for Ontario.

<sup>78</sup> Figures are approximate.