

Hydro One Networks Inc.

7th Floor, South Tower
483 Bay Street
Toronto, Ontario M5G 2P5
www.HydroOne.com

Tel: (416) 345-5240
Cell: (416) 903-5240
Oded.Hubert@HydroOne.com

Oded Hubert

Vice President
Regulatory Affairs



BY COURIER

May 3, 2017

Ms. Kirsten Walli
Board Secretary
Ontario Energy Board
Suite 2700, 2300 Yonge Street
P.O. Box 2319
Toronto, ON, M4P 1E4

Dear Ms. Walli,

EB-2017-0049 – Hydro One Networks Inc.’s 2018-2022 Distribution Custom IR Application – Supplemental Filing

In response to the Ontario Energy Board’s (“OEB”) letter of May 1, 2017, please find enclosed a schedule mapping the requested information to exhibits in the above-noted application (“Application”) where that information can be found. To assist the OEB, we have enclosed live MS Excel versions, where available.

For those items not already in the prefiled evidence, we have enclosed updated or supplemental evidence, with the exception of the fixed asset continuity schedules and the depreciation, amortization, and depletion details which require more time to prepare. We intend to provide these outstanding items by May 5, 2017.

All of the foregoing has been submitted using the OEB’s Regulatory Electronic Submission System.

Hydro One intends to post electronic copies of the updated and supplemental evidence on its website for public access. A text-searchable Adobe Acrobat electronic version and two paper copies will be sent to the OEB shortly. In addition, Hydro One will make copies available for public access at the following Hydro One offices:

- Head Office, 7th Floor, South Tower, 483 Bay Street, Toronto, Ontario;

- Barrie Field Business Centre, 45 Sarjeant Drive, Barrie, Ontario;
- Peterborough Field Business Centre, 913 Crawford Drive, Peterborough, Ontario;
- Sudbury Field Business Centre, 957 Falconbridge Road, Sudbury, Ontario;
- Merivale Service Centre, 31 Woodfield Drive, Ottawa, Ontario;
- Dundas Field Business Centre, 40 Olympic Drive, Dundas, Ontario;
- Beachville Field Business Centre, 56 Embro Street, Beachville, Ontario; and
- Thunder Bay Field Business Centre, 255 Burwood Road, Thunder Bay, Ontario.

Hydro One's points of contact for service of documents associated with the Application remain as listed in Exhibit A, Tab 2 Schedule 1.

Sincerely,

ORIGINAL SIGNED BY ODED HUBERT

Oded Hubert

Encls. (list attached)

List of Enclosures

1. Schedule mapping requested information to Application Exhibits containing this information;
2. Amended Exhibit A, Tab 1, Schedule 1 (Exhibit List);
3. Amended Exhibit A, Tab 2, Schedule 1 (Legal Application);
4. Amended Exhibit D2, Tab 2, Schedule 1 (Debt Equity Summary);
5. New Attachment 5 (Corporate Organization) to Schedule A, Tab 3, Schedule 1;
6. New Attachment 1 (2015 Hydro One Networks Income Tax Returns) to Exhibit C1, Tab 7, Schedule 3;
7. New Attachments 1 and 2 (2018 and 2021 Retail Transmission Service Rate – MS Excel file only) to Exhibit H1, Tab 1, Schedule 1;
8. Live MS Excel files of the following pre-filed Exhibits:
 - a. Attachments 1 to 6 to Exhibit C1, Tab 7, Schedule 2 (Calculation of Utility Income Taxes (2018-2022), Capital Cost Allowance (2017-2022), Calculation of Utility Income Taxes Historic Years (2014, 2015), Capital Cost Allowance Historic Years (2014, 2015, 2016), Calculation of Apprenticeship and Education Tax Credits (2018-2022), and Calculation of Apprenticeship and Education Tax Credits (2014, 2015));
 - b. Tables 54 to 57 of Exhibit B1, Tab 1, Schedule 1 (Historical and Bridge Year Capital Expenditure Summary, Historical and Bridge Year Capital Expenditure Breakdown by SDOC, Forecast Test Years Capital Expenditure Summary, and Forecast Test Years Capital Expenditure Breakdown by SDOC);
 - c. Table 1 and Appendix B of Exhibit C1, Tab 2, Schedule 1 (Staffing and Employee Compensation);
 - d. Attachment 2 to Exhibit D1, Tab 3, Schedule 1 (Overhead Expense Chapter 2 Appendix);
 - e. Exhibit D2, Tab 2, Schedule 2 (Cost of Long-Term Debt);
 - f. Tables 4 and 5 from Exhibit E1-1-2 (External Revenues);
 - g. Attachment 2 of Exhibit E1, Tab 2, Schedule 1 (Load Forecast Chapter 2 Appendix);

- h. Attachment 1 of Exhibit F1, Tab 1, Schedule 1 (Continuity Schedule Regulatory Accounts);
- i. Attachments 1 to 5 of Exhibit H1, Tab 4, Schedule 1 (Bill Impacts); and
- j. Appendix 1 of Exhibit H1, Tab 5, Schedule 1 (Loss Factors).

Responses to OEB Information Request of May 1, 2017

Requirement	Reference	Map to Application / Response	
Chapter 2 Appendices in live Excel format	Ch. 2, p. 3	Appendix	Application Exhibit
		2-A (Requested Approvals)	Ex. A-2-1.
		2-AA (Capital Projects)	Ex. B1-1-1, S.3.2 (Tables 54 & 56). A live Excel file is enclosed.
		2-AB (Capital Expenditures):	Ex. B1-1-1, S.3.2 (Tables 54 & 56). A live Excel file is enclosed.
		2-AC (Customer Engagement Activities Summary)	Ex. B1-1-1, S.1.3 provides a summary of the description of the customer engagement activities, including identified needs and preferences, and how the investment plan reflects them.
		2-BA, 2BB (Fixed Asset Continuity, Service Life)	Missing. Will be provided by May 5th.
		2-C schedules	Inapplicable as Hydro One does not use, CGAAP, IFRS or MIFRS.
		2-D (Overhead Expense)	Provided in PDF format as Ex. D1-3-1-2. A live Excel file is enclosed.
		2-E schedules	Inapplicable as H1 doesn't use, CGAAP, IFRS or MIFRS.
		2-F (REG Connection Investment Summary)	Inapplicable as Hydro One is not seeking recovery for any amounts through the Green Energy Plan Electricity Rate Protection Benefit and Charge (O. Reg. 330/09).
2-G (Service Reliability and Quality Indicators)	Ex. B1-1-1, Section 1.4.2.1 (2012-2016), Ex. A-5-3 Table (2012-2016).		
2-H (Other Operating Revenue)	Information is provided in Ex. E1-1-2 (External Revenues). USofA codes are provided in this document under "Operating Revenue". A live Excel file is enclosed.		

Requirement	Reference	Map to Application / Response	
		2-I, 2-IB (Load Forecast):	Provided as Ex. E1-2-1-2 in PDF format. A live Excel file is enclosed.
		2-JA, 2-JB, 2-C, 2-L (OMA Analyses):	All in Ex. C2-01-01 provided in live Excel format.
		2-K (Employee Costs, Pension OPEBs)	Ex. C1-2-1 (Table 1, Appendix B), Ex. C1-2-2 (Table 2)
		2-M (Regulatory Costs)	Inapplicable. Hydro One is not seeking recovery for any one-time expenses associated with the preparation of this Application in the test period. Ex. C1-1-7 and Ex. C1-5-2 detail Hydro One's regulatory costs.
		2-N (Shared Services, Corporate Cost Allocation)	Ex. C1-1-6 to C1-1-10 (Appendix 2-N information on allocation of corporate overhead costs provided in Ex. C1-4-1)
		2-O Schedules	Ex. D2-2-1, D2-2-2
		2-Q (Cost to Serve Embedded Distributors)	Inapplicable because embedded distributors are covered by ST rate class.
		2-S (Stranded Meter Assets)	Inapplicable as the completion of Hydro One's smart meter implementation was addressed in its last rebasing application (EB-2013-0416).
		2-R (Loss Factors)	Provided in PDF format as Ex. H1-5-1, Appendix 1. A live Excel file is enclosed.
		2-Y, 2-YA	Inapplicable as H1 doesn't use MIFRS or IFRS.
Statement as to where Notice should be published and why	Ch. 2, p. 10	An amended Ex. A-2-1 is enclosed.	

Requirement	Reference	Map to Application / Response
<p>Reference to Conditions of Service - LDC does not need to file Conditions of Service, but must:</p> <ul style="list-style-type: none"> - provide reference to where on the website Conditions of Service can be found - confirm version is current - identify whether there are changes to Conditions of Service <ul style="list-style-type: none"> (a) since last cost of service application; or (b) as a result of the current application - confirm that there are no rates and charges linked in the Conditions of Service that are not in the distributor's Tariff of Rates and Charges 	<p>Ch. 2, p. 10-11</p>	<p>An amended Ex. A-2-1 is enclosed.</p>
<p>Description of whether the distributor is a host distributor and/or embedded distributor. Identification of embedded and/or host distributors; if partially embedded provide percent load from host distributor. If the distributor is a host, the applicant should identify whether there is a separate Embedded Distributor customer class or if any embedded distributors are included in other customer classes such as GS > 50 kW.</p>	<p>Ch. 2, p. 11</p>	<p>An amended Ex. A-2-1 is enclosed. As stated in Ex. H1-1-1, pg.18, Hydro One has a separate Sub-transmission (ST) rate class that has applied to all its embedded distributors since 2008.</p>
<p>Complete Appendix 2-AC Customer Engagement Activities Summary.</p>	<p>Ch. 2, p. 14</p>	<p>Ex.B1-1-1, S.1.3 provides a summary of the description of the customer engagement activities, including identified needs and preferences, and how the investment plan reflects them.</p>

Requirement	Reference	Map to Application / Response
Rate Base		
Completed Fixed Asset Continuity Schedule (Appendix 2-BA) - in Application and Excel format	Ch. 2, p. 16	Missing. Will provide by May 5th.
PP&E and depreciation broken down by function and by major plant account; description of major plant items for test year	Ch. 2, p. 18	Missing. Will provide by May 5th.
Continuity statements must reconcile to calculated depreciation expenses and presented by asset account	Ch. 2, p. 18	Missing. Will provide by May 5th.
All asset disposals clearly identified in the Chapter 2 Appendices for all historical, bridge and test years	Ch. 2, p. 18	Missing. Will provide by May 5th.
Cost of Power for working capital calculation must be determined by split between RPP and non-RPP customers based on actual data, use most current RPP (TOU) price, use current UTR.	Ch. 2, p. 19	The Cost of Power (COP) for Working Capital calculation was determined based on the following OEB requirements: - COP was estimated separately for RPP and non-RPP customers, and was based on actual data using the most current RPP rates available - RPP rate estimated using the most recent RPP Price report that was available (issued 4/14/2016) - UTR rates used were based on the Tx Rate Revenue Requirement - COP estimation includes the SME charge
5 historical years of SAIDI and SAIFI - for all interruptions, all interruptions excluding loss of supply, and all interruptions excluding major events; explanation for any under-performance versus 5 year average and actions taken	Ch. 2, p. 27	Discussions regarding reliability performance are provided in Ex.B1-1-1, Section 1.4.2.1 in lieu of the OEB form to allow a fuller discussion.
Completed Appendix 2-G	Ch. 2, p. 27	SAIDI/SAIFI data is provided in in Tables 10, 11 and 12 of B1-1-1, Section 1.4.2.1. Service quality indicators are shown in Ex.A-5-3, Table 1.
Operating Revenue		
Requirement	Reference	Map to Application / Response

Requirement	Reference	Map to Application / Response
Completed Appendix 2-H (Other Revenues)	Ch. 2, p. 33	Information is provided in E1-1-2 (External Revenues), but no USofA codes were provided. A live Excel file is enclosed. The USofA codes are: 4086 for SSS Admin Charges; 4225 for Late Payment Charges; 4235-1 for Account Set Up Charges; 4235-2 for Sentinel Lights Pole Rental Charges; and 4235-90 for Miscellaneous Service Revenues - Residual.
Operating Costs		
Requirement	Reference	Map to Application / Response
Completed Appendix 2-D (Overhead Expense)	Ch. 2, p. 35	Provided in PDF format as Ex. D1-3-1-2. A live Excel file is enclosed.
Completed Appendix 2-K (Employee Costs)	Ch. 2, p. 35	Ex.C1-2-1 (Table 1, Appendix B). A live Excel file is enclosed.
<p>Discussion of the outcomes of previous plans and how those outcomes have impacted their proposed plans including an explanation of the reasons for all material changes to headcount and compensation. Explanation for all years includes:</p> <ul style="list-style-type: none"> - year over year variances - basis for performance pay, eligible employee groups, goals, measures, and review process for pay-for-performance plans, - relevant studies (e.g. compensation benchmarking) 	Ch. 2, p. 36	<p>Discussions regarding Hydro One's staffing plan/strategy and the associated outcomes can be found in Ex.C1-2-1. (See Table 1, Appendix B.)</p> <p>With about 6000 regular employees, it is difficult to identify specific drivers of changes in staffing and vacancies year-over-year as might be seen in the evidence of a smaller electricity distributor. Instead, Hydro One has provided a holistic discussion of the key factors affecting its headcount, including staffing demographics, retirements, recruitment practices, along with the strategies it uses to address each factor. This is provided in Ex. C1-2-1.</p> <p>Details regarding performance pay, including eligible groups and basis for compensation, is discussed in section 9.4 of Ex. C1-2-1. Hydro One's 2016 team scorecard containing measures of performance is provided in Ex. C1-2-1, Attachment 4.</p> <p>Compensation benchmarking studies are provided in Ex.C1-2-1, Attachments 1, 2, 3, and 5.</p>
Completed Appendix 2-KA - accounting method for pension and OPEBs	Ch. 2, p. 36	Ex.C1-2-2 (Section 5 and Table 2)

Requirement	Reference	Map to Application / Response
Shared Service and Corporate Cost Variance analysis - test year versus last OEB approved and most recent actual	Ch. 2, p. 37	Ex.C1-1-6 to C1-1-10 (Appendix 2-N information on allocation of corporate overhead costs provided in Ex.C1-4-1.)
Completed Appendix 2-M (Regulatory Costs)	Ch. 2, p. 38	Inapplicable. Hydro One is not seeking recovery for any one-time expenses associated with the preparation of this application in the test period. Ex. C1-1-7 and Ex. C1-5-2 detail Hydro One's regulatory costs.
Explanations for any useful lives of an asset that are proposed that are not within the ranges contained in the Kinectrics Report	Ch. 2, p. 39	The useful lives Hydro One has employed are supported by the depreciation study filed at Ex. C1-6-1-1. Hydro One cannot directly map the depreciation rates to the OEB's Kinectrics Report because we break down our assets in to a greater level of detail than what is contemplated in Appendix 2-BB.
Depreciation, Amortization and Depletion details by asset group for historical, bridge and test years. Include asset amount and rate of depreciation/amortization. Must agree to accumulated depreciation in Appendix 2-BA under rate base	Ch. 2, p. 18 & 39	Missing. Will provide by May 5th.
Live Excel version of Income Tax model	Ch. 2, p. 40	Enclosed are Hydro One's income tax spreadsheets in live Excel format, which were provided in PDF format as Ex. C1-7-2-1 to C1-7-2-6. Hydro One requested a 2018 test year work form from the OEB in February 2017. It was not available in time for filing the Application.
A copy of the most recent tax return	Ch. 2, p. 41	C1-7-3 indicates Hydro One would provide 2016 income tax return once it is available (estimated June). 2015 income tax returns are enclosed.
Cost of Capital and Capital Structure		
Requirement	Reference	Application
Completed Appendix 2-OA (Capital Structure) for last OEB approved and test year	Ch. 2, p. 45	Modified Ex. D2-2-1 to include last OEB-approved year.
Completed Appendix 2-OB (Debt Instruments) for historical, bridge and test years	Ch. 2, p. 45	This information is provided in Ex. D2-2-2. Enclosed is a live Excel spreadsheet.

Requirement	Reference	Map to Application / Response
Cost Allocation		
Requirement	Reference	Map to Application / Response
Host Distributor - evidence of consultation with embedded Dx	Ch. 2, p. 51	<p>All embedded distributors fall within Hydro One's ST rate class. See p. 18 of Ex. H1-1-1:</p> <p>"The methodology used in this application for the allocation of costs to the ST rate class, as well as for the design of ST rates has not changed from the methodology that was used in Hydro One's 2015-2017 Distribution Rate Application (EB-2013-0416)." Hydro One has had approved ST rates applicable to its embedded distributors since 2008. As such, embedded distributors have had the opportunity to review the cost allocation and rate design of the rates applicable to them as part of the regulatory approval process for Hydro One's previous rate applications. Moreover, embedded Dx customers were engaged by Hydro One's overall customer engagement.</p>
Unmetered Loads (including Street Lighting) - Confirmation of communication with unmetered load customers when proposing changes to the level of the rates and charges or the introduction of new rates and charges.	Ch. 2, p. 52	<p>Customer engagement is discussed in Ex. B1-1-1, s. 1.3. Hydro One distinguishes the "level" of the rates and charges (i.e. methodology) from simply a change in the absolute value of rates, which happens for all rates in the application as a result of updated Revenue Requirement.</p> <p>Hydro One is not proposing any changes to the methodology in setting rates for unmetered customers in this Application. The most recent change in the level of rates for unmetered customers was related to the adoption of a streetlight allocation factor (SLAF) which Hydro One previously incorporated as part of its 2016 Rate Order application EB-2015-0079. In the OEB initiated proceeding "New Cost Allocation Policy for Street Lighting Rate Class (EB-2012-0383)" that developed the proposed change to the level of streetlight rates, customers were engaged as part of the OEB working group.</p> <p>Consistent with its Conditions of Service, Hydro One communicates with its unmetered customers to ensure that unmetered connected service billing information accurately reflects calculated electrical consumption by unit, quantity, load profile and demand.</p>

Requirement	Reference	Map to Application / Response
Rate Design		
Requirement	Reference	Application
Retail Transmission Service Rate Work Form - PDF and Excel	Ch. 2, p. 57	Not provided, but will provide Hydro One's RTSR spreadsheet which reflects how Hydro One calculates RTSRs. Hydro One does not calculate RTSRs per the OEB's RTSR Workform. As explained in the application at Ex. H1-1-1, page 27, a large amount of power purchased by Hydro One is supplied to its ST customer class, which includes embedded LDCs. For these customers, metering data is available to accurately identify the ST share of the transmission charges incurred by Hydro One. Given the need to first split transmission charges between ST and non-ST customers, Hydro One does not use the Board's RTSR Workform approach for establishing its RTSR rates. Rather, Hydro One uses the methodology that has been reviewed and approved by the Board for Hydro One's distribution rate filings since 2008, which more accurately reflects the share of transmission charges incurred by each class.
If proposing changes to Retail Service Charges or introduction of new rates and charges - evidence of consultation and notice	Ch. 2, p. 57	No changes, so inapplicable.
Identification in the Application Summary all proposed changes that will have a material impact on customers, including charges that may affect a discrete group.	Ch. 2, p. 58	An amended Ex. A-2-1 is enclosed.
Completed Bill Impacts Model for all classes in the distributor's tariff schedule. Bill impacts must identify existing rates, proposed changes to rates, and detailed bill impacts, including live Excel workbook.	Ch. 2, p. 3 & 60	Provided in PDF format as Ex. H1-4-1. Live Excel files are enclosed. Hydro One's bill impact model is consistent with the requirements of the OEB's Bill Impacts Model, and the bill impact sheets for all rate classes in all years are provided in PDF format as Attachments 1 to 5 in Ex. H1-4-1. Hydro One's bill impact sheets can be provided as Excel documents. Hydro One has used this format for bill impacts in all prior applications and no concern has been raised by intervenors or Board staff with the format and content of the bill impact sheets.

Requirement	Reference	Map to Application / Response
Evidence showing that the monthly service charge would not rise by more than \$4 per year due only to the rate design change, and that the total bill impact, reflecting all proposed changes in the application, will not exceed 10%. If either of these criteria is not met, some form of mitigation may be required (i.e. extending transition period).	Ch. 2, p. 61	<p>Ex. H1-4-1. As described in Ex. H1-1-1, p.15, Hydro One is following OEB's Decision and Order in EB-2015-0079 to transition its residential customer to fully-fixed rates over 5 years for the UR class, and over 8 years for the R1, R2 and Seasonal classes. In its Decision, the Board examined the change in fixed rates for all classes and noted that the impact of the fixed rate increase and other distribution rate changes would be less than 10% for low volume customers at the 10th percentile of consumption.</p> <p>Hydro One shows the magnitude of the annual \$ increase in the fixed charges for all residential rate classes as part of the rate design sheets provided at Ex. H1-1-2.</p> <p>Ex. H1-4-1 shows that all residential customers at the low 10th percentile consumption level will see less than 10% total bill impact from all proposed distribution rate changes in all years.</p>
Deferral and Variance Accounts		
Requirement	Reference	Map to Application / Response
Completed DVA continuity schedule for period following last disposition to present - live Excel format	Ch. 2, p. 63	Provided as Ex. F1-1-1 in PDF format. A live Excel file is enclosed. Calculations of rate riders were provided in Excel format as Ex. H1-3-2.
Completed Appendix 2-YA	Ch. 2, p. 64	Inapplicable. Hydro One has no one-time IFRS transition costs.

EXHIBIT LIST

1

2

Exhibit	Tab	Schedule	Attachment	Contents
A				ADMINISTRATION
A	1	1		Exhibit List
A	2	1		Legal Form of Application
A	2	1	1	Certificate of Evidence
A	2	2		Complying with Past OEB Decisions
A	3	1		Executive Summary
A	3	1	1	Hydro One Distribution Business Plan
A	3	1	2	Hydro One Consolidated Business Plan (Excerpts)
A	3	1	3	Hydro One Internal Audit Status Report on AG Findings
A	3	1	4	Hydro One Executive Report on Actions taken on AG Report
A	3	1	5	Hydro One Corporate Organization
A	3	2		Custom IR Application Summary
A	3	2	1	Total Factor Productivity Report by Power System Engineering (November 4, 2016)
A	3	2	2	Total Cost Benchmarking Report by Power System Engineering (March 8, 2017)
A	4	1		Customer Service Strategy
A	4	2		First Nations and Métis Strategy
A	5	1		Electricity Distributor Scorecard
A	5	2		Total Cost Benchmarking Forecast
A	5	3		Service Quality Performance
A	5	3	1	Hydro One's Compliance Plan - Distribution System Code Section 7.5.2
A	6	1		Accounting Information
A	6	2		Hydro One Distribution Financial Statements - Historical Years 2014-2016
A	6	2	1	Hydro One Distribution Financial Statement 2014
A	6	2	2	Hydro One Distribution Financial Statement 2015
A	6	3		Hydro One Networks Inc. Distribution Pro Forma Statement of Income - Bridge Year (2017) and Test Years (2018)
A	6	4		Hydro One Limited - Historical Year Annual Report
A	6	4	1	Hydro One Limited - 2015 Annual Report
A	6	5		Hydro One Inc. - Bridge Year (2017) Quarterly Reports
A	6	6		Reconciliation of Regulatory Financial Results with Audited Financial Statements (2015)
A	6	7		Rating Agency Reports
A	6	7	1	Moody's Investor Service Credit Opinion (November 10, 2015)
A	6	7	2	Dominion Bond Rating Service Report (April 12, 2016)
A	6	7	3	Standard & Poor's Research (September 14, 2016)
A	6	8		Prospectus for Most Recent Financing
A	6	8	1	Hydro One Inc. - Short Form Base Shelf Prospectus (December 14, 2015)
A	7	1		Distributor Consolidation

Exhibit	Tab	Schedule	Attachment	Contents
A	8	1		Draft Issues List
A	9	1		List of Witnesses
A	9	2		Curricula Vitae
A	10	1		Notices, Procedural Orders, Correspondence
B				DISTRIBUTION SYSTEM PLAN
B1	1	1		Section 1.0 Distribution System Plan
B1	1	1		Section 1.1 Distribution System Plan Overview 1.1.1. Key Elements of the DSP 1.1.2. Cost Savings 1.1.3. Period Covered by the DSP 1.1.4. Vintage of the Information 1.1.5. Changes to Asset Management Process 1.1.6. Work Contingent on Historic/Future Activities
B1	1	1		Section 1.2 Coordinated Planning with Third Parties - Regional Planning 1.2.1. Overview of the Regional Planning Process 1.2.2. Regional Planning Consultation Description 1.2.3. Status of Regional Planning Activities 1.2.4. How the Plan Reflects Regional Planning 1.2.5. Attachments: IESO Comment Letter and Regional Planning
B1	1	1		Section 1.3 Coordinated Planning with Third Parties - Customer Engagement 1.3.1. How Customer Needs are Determined 1.3.2. Customer Engagement Process 1.3.3. Summary of Customer Needs and Preferences 1.3.4. How the Plan Reflects Customer Needs and Preferences 1.3.5. Attachments: Customer Engagement
B1	1	1		Section 1.4 Performance Management and Outcome Measures 1.4.1. Methods and Measures 1.4.2. Outcome Measures: EB-2013-0416 1.4.3. How the Plan Reflects Performance Measurement and Outcome Measures 1.4.4. Attachments: Performance Metrics
B1	1	1		Section 1.5 Productivity and Continuous Improvement 1.5.1. Productivity Savings in the Plan
B1	1	1		Section 1.6 Benchmarking 1.6.1. Benchmarking Study Overview 1.6.2. Summary of Benchmarking Findings and Recommendations 1.6.3. How the Plan Reflects the Benchmarking Findings and Recommendations 1.6.4. Attachments: Benchmarking Studies
B1	1	1		Section 2.0 Asset Management Process

Exhibit	Tab	Schedule	Attachment	Contents
B1	1	1		Section 2.1 Investment Planning Process 2.1.1. Strategic Context 2.1.2. Planning Assumptions 2.1.3. Needs Assessment 2.1.4. Investment Development 2.1.5. Investment Optimization 2.1.6. Investment Approval and Implementation 2.1.7. Performance Reporting 2.1.8. Investment Planning Process Summary
B1	1	1		Section 2.2 Overview of Asset Managed 2.2.1. Description of the Distribution Service Area 2.2.2. Description of System Configuration and Capacity
B1	1	1		Section 2.3 Asset Component Information and Life Cycle Strategies 2.3.1. Key Component Summaries – Distribution Stations 2.3.2. Key Component Summaries – Distribution Lines 2.3.3. Key Component Summaries – Other Assets
B1	1	1		Section 2.4 How the Plan Reflects Investment Planning and Asset Management
B1	1	1		Section 3.0 Capital Expenditure Plan
B1	1	1		Section 3.1 Capital Expenditure Summary
B1	1	1		Section 3.2 Capital Expenditure Forecast
B1	1	1		Section 3.3 Impacts Affecting Capital Expenditures 3.3.1. Capability to Connect New Load or Generation Customers 3.3.2. Impacts of Investment Planning Process 3.3.3. Impacts of Regional Plans 3.3.4. Impacts of Customer Engagement Feedback 3.3.5. Impacts of Benchmarking 3.3.6. System Development Forecast over the Planning Period 3.3.7. List of Projects Planned to Address Customer, Technology, and Innovation
B1	1	1		Section 3.4 Capital Expenditure Planning Process Overview
B1	1	1		Section 3.5 Distributed Generation Connections 3.5.1. Renewable Applications 3.5.2. Connection Forecast – Distributed Generation 3.5.3. Capacity and Constraints – Distributed Generation
B1	1	1		Section 3.6 Capital Expenditure Summary 3.6.1. Shifts in Forecast vs. Historical Budgets by Category 3.6.2 Plan vs. Actual Variance Trends by Category 3.6.3 Impact of Capital Investment on Operations, Maintenance and Administration Spending
B1	1	1		Section 3.7 List of Material Capital Investments Proposed
B1	1	1		Section 3.8 Attachments: Material Investments
B1	1	2		Hydro One Networks Inc. Distribution System Plan Review by AESI (January 27, 2017)
B1	2	1		Work Execution Strategy (Capital/OM&A)

C				OPERATING REVENUE
C1				Written Direct
C1	1	1		Summary of OM&A
C1	1	2		Sustaining OM&A
C1	1	3		Development OM&A
C1	1	4		Operations OM&A
C1	1	5		Customer Care OM&A
C1	1	6		Summary of Common Corporate OM&A
C1	1	7		Common Corporate Functions and Services
C1	1	8		Common Corporate OM&A - Planning
C1	1	9		Common Corporate OM&A - Information Technology
C1	1	10		Common Corporate OM&A - Cost of External Revenue
C1	2	1		Staffing and Employee Compensation
C1	2	1	1	Willis Towers Watson Executive Compensation Benchmarking (October 16, 2015)
C1	2	1	2	Willis Towers Watson Competitive Compensation Review - MCP, Non-Executive Bands (October 16, 2015)
C1	2	1	3	Hugessen Consulting - Preliminary CEO/CFO Pay Benchmarking
C1	2	1	4	Hydro One Network Inc. - Team Scorecard
C1	2	1	5	Mercer Compensation Cost Benchmarking Study - Hydro One Networks Inc. (December 13, 2016)
C1	2	2		Pension Costs
C1	3	1		Costing of Work
C1	3	1	1	Costing of Work: Labour Rate
C1	3	1	2	Costing of Work: Fleet Rate
C1	3	1	3	Costing of Work: Material Surcharge
C1	4	1		Shared Services and Corporate Cost Allocation (17/18 only)
C1	4	1	1	<i>Review of Allocation of Common Corporate Costs (Distribution) - 2016 by Black & Veatch (December 21, 2016)</i>
C1	5	1		Purchase of Non-affiliate Services (Outsourcing)
C1	5	1	1	Supply Chain Policy
C1	5	1	2	Inventory Policy
C1	5	1	3	Description of Procurement Processes
C1	5	2		Regulatory Costs
C1	6	1		Depreciation, Amortization and Depletion
C1	6	1	1	2016 Depreciation Rate Review Hydro One - Distribution Operations, Common Operations by Foster Associates (December 15, 2016)
C1	6	2		Depreciation and Amortization Expenses
C1	7	1		Taxes or PILS
C1	7	2		Calculation of Utility Income Taxes
C1	7	2	1	Calculation of Utility Income Taxes Test Years (2018 - 2022)
C1	7	2	2	Capital Cost Allowance (2017 - 2022)
C1	7	2	3	Calculation of Utility Income Taxes, Historic Years (2014, 2015)
C1	7	2	4	Capital Cost Allowance, Historic Years (2014, 2015, 2016)
C1	7	2	5	Calculation of Apprenticeship and Education Tax Credits (2018 - 2022)
C1	7	2	6	Calculation of Apprenticeship and Education Tax Credits (2014, 2015)

C1	7	3		Most Recent Hydro One Networks Income Tax Return
C1	7	3	1	2015 Hydro One Networks Income Tax Returns
C1	7	3	2	2016 Hydro One Networks Income Tax Return
C1	7	4		Property Taxes and Rights Payments
C2				Supporting Schedules
C2	1	1		OM&A Summary and Cost Driver Tables
D				COST OF CAPITAL AND CAPITAL STRUCTURE
D				Written Direct
D1	1	1		Rate Base
D1	1	2		In-service Additions
D1	1	3		Working Capital
D1	1	3	1	<i>Working Capital Requirements of Hydro One Networks Distribution Business</i> by Navigant (December 19, 2016)
D1	1	4		Materials and Supply Inventory
D1	1	5		Interest Capitalized
D1	2	1		Capital Structure
D1	2	2		Cost of Long-term Debt
D1	3	1		Overhead Capitalization
D1	3	1	1	<i>Review of Overhead Capitalization Rates (Distribution) - 2018-2022</i> by Black & Veatch (December 21, 2016)
D1	3	1	2	Overhead Expense Chapter 2 Appendix
D1	4	1		Common Asset Allocation
D1	4	1	1	<i>Review of Shared Assets Allocation (Distribution) - 2016</i> by Black & Veatch (December 21, 2016)
D2				Supporting Schedules
D2	1	1		Statement of Utility Rate Base
D2	1	2		Continuity of Property, Plant and Equipment
D2	1	3		Continuity of Accumulated Depreciation
D2	1	4		Continuity of Property, Plant and Equipment - Construction Work in Progress
D2	1	5		Statement of Working Capital Test Years
D2	2	1		Debt and Equity Summary
D2	2	2		Cost of Long-Term Debt
E				CALCULATION OF REVENUE DEFICIENCY OR SUFFICIENCY
				Written Direct
E1	1	1		Revenue Requirement, Determination of Net Utility Income
E1	1	2		External Revenues
E1	1	2	1	Affiliate Revenues
E1	2	1		Load Forecast and Methodology
E1	2	1	1	Statistical Data for Load Forecast (MS Excel file only)
E1	2	1	2	Load Forecast Chapter 2 Appendix
				Supporting Schedules
E2	1	1		Calculation of Revenue Requirement
E2	1	2		Revenue Requirement Work Form (MS Excel file only)
F				DEFERRAL AND VARIANCE ACCOUNTS
F1	1	1		Regulatory Accounts
F1	1	1	1	Continuity Schedule Regulatory Accounts

F1	1	1	2	Regulatory Accounts Balances
F1	2	1		Planned Disposition of Regulatory Accounts
F1	2	1	1	Planned Disposition of Regulatory Accounts
F1	3	1		Regulatory Accounts Requested
G				COST ALLOCATION
G1	1	1		Introduction to Cost Allocation and Rate Design
G1	2	1		Customer Classification
G1	3	1		Cost Allocation
G1	3	1	1	2018 CAM Input and Output Sheets
G1	3	1	2	2021 CAM Input and Output Sheets
G1	3	1	3	2018 Cost Allocation Model (MS Excel file only)
G1	3	1	4	2021 Cost Allocation Model (MS Excel file only)
H				RATE DESIGN
H1	1	1		Rate Design
H1	1	1	1	2018 Retail Transmission Service Rate (MS Excel file only)
H1	1	1	2	2021 Retail Transmission Service Rate (MS Excel file only)
H1	1	2		2018 to 2022 - Derivation of Retail Rates
H1	1	3		2018 to 2022 - Derivation of ST rates
H1	1	4		Revenue Reconciliation
H1	2	1		Proposed Rate Schedules 2018
H1	2	2		Current Rate Schedules
H1	2	2	1	Current Rate Schedules - Hydro One Networks Inc.
H1	2	2	2	Current Rate Schedules - Norfolk Power Distribution Inc.
H1	2	2	3	Current Rate Schedules - Haldimand County Hydro Inc.
H1	2	2	4	Current Rate Schedules - Woodstock Hydro Services Inc.
H1	2	3		Specific Service Charges
H1	2	3	1	Miscellaneous Service Charges Study (December 29, 2016)
H1	2	3	2	Letter from Elenchus (January 26, 2017)
H1	3	1		Rate Riders
H1	3	2		Determination of Rate Riders (MS Excel file only)
H1	4	1		Bill Impacts and Mitigation
H1	4	1	1	Bill Impacts – 2018
H1	4	1	2	Bill Impacts – 2019
H1	4	1	3	Bill Impacts – 2020
H1	4	1	4	Bill Impacts – 2021
H1	4	1	5	Bill Impacts – 2022
H1	5	1		Loss Factors (New Acquired Utilities Rate Class)

ONTARIO ENERGY BOARD

IN THE MATTER OF *the Ontario Energy Board Act, 1998, s. 78;*

AND IN THE MATTER OF an Application by Hydro One Networks Inc. for an order approving just and reasonable rates and other charges for electricity distribution to be effective January 1, 2018 to December 31, 2022.

APPLICATION

THE APPLICANT AND THE ORDERS REQUESTED

1. Hydro One Networks Inc. (referred to in this application as the “Applicant” or “Hydro One”), is a corporation incorporated under the *Ontario Business Corporations Act*, (Ontario), and is licensed by the Ontario Energy Board (“OEB”) under licence number ED-2003-0043 to distribute electricity.
2. Hydro One is both an embedded and host distributor. Its host and embedded distributors are listed in Schedule A hereto.
3. Hydro One hereby applies to the OEB pursuant to s. 78 of the *Ontario Energy Board Act, 1998* (the “OEB Act”) as amended, for orders approving its proposed:
 - a. Electricity distribution rates as identified in the proposed Tariff of Rates and Charges in Exhibit H1, Tab 2, Schedule 2 to be effective January 1, 2018. These rates are calculated to support Hydro One’s 2018 base revenue requirement and incorporate Hydro One’s proposed Retail Transmission Service Charge;

Witness: Oded Hubert

- 1 b. Custom Incentive Regulation Model as a framework to set distribution rates for the
2 period effective January 1, 2019 to December 31, 2022 as described in Exhibit A, Tab 3,
3 Schedule 2 and the related rates, charges and conditions of services;
- 4 c. Specific Service Charges described in H1, Tab 2, Schedule 3;
5
- 6 d. Rate Riders as described in Exhibit H1, Tab 3, Schedule 2;
7
- 8 e. Continuation, creation, and disposition of specified regulatory accounts as described in
9 Exhibit F1, Tab 1, Schedule 1;
10
- 11 f. Creation of new customer classes as described in Exhibit G1, Tab 2, Schedule 1; and
12
- 13 g. Other items or amounts that may be requested by the Applicant in the course of this
14 proceeding, and as may be granted by the OEB.
15
- 16 4. This Application is prepared in accordance with the OEB's *Filing Requirements for*
17 *Electricity Distribution Rate Applications* dated July 14, 2016 and the OEB's *Report on the*
18 *Renewed Regulatory Framework for Electricity Distributors* dated October 18, 2012.
19
- 20 5. The Application is supported by pre-filed written evidence which may be amended from time
21 to time. For the reasons set out in this Application, Hydro One submits that the proposed
22 distribution rates and other charges are just and reasonable.
23

1 **NOTICE AND FORM OF HEARING REQUESTED**

2
3 6. Given Hydro One's vast service territory, notice of this Application should be published in
4 newspapers with wide circulation in Ontario, including *The Toronto Star* and *The Globe and*
5 *Mail* and *The Financial Post*.

6
7 7. The Application can be viewed on the Internet at the following address:
8 <http://www.hydroone.com/RegulatoryAffairs/Pages/DxRates.aspx>

9
10 8. The Applicant requests that this Application be heard by way of an oral hearing.

11
12 **PROPOSED EFFECTIVE DATE**

13
14 9. The Applicant requests that the OEB's rate orders be effective January 1, 2018. In order to
15 address the possibility that the requested rate orders cannot be made effective by that time,
16 the Applicant hereby requests an interim Order making the Applicant's current distribution
17 rates and charges effective on an interim basis as of January 1, 2018 and establishing an
18 account to recover any differences between the interim rates and the final rates effective
19 January 1, 2018 based on the OEB's Decision and Order herein.

20
21 10. The persons affected by this Application are the distribution ratepayers of Hydro One. It is
22 impractical to set out their names and addresses because they are too numerous. The changes
23 proposed in this Application will have a material impact on: (a) all customers of the
24 Acquired Utilities; (b) DGen rate class customers in 2018-2019; (c) AR rate class customers
25 in 2021; (d) AUGe, AUGd, AGSe and AGSd rate class customers in 2021-2022; (d) Street
26 Light, Sentinel Light and USL rate class customers from the Acquired Utilities; and (e)
27 customers impacted by Hydro One's Specific Service Charges.

28
Witness: Oded Hubert


1
2
3
4
5
6
7
8
9
10
11
12
13
14
15
16
17
18
19


Mr. Gordon M. Nettleton
Mr. George Vegh
McCarthy Tétrault LLP
66 Wellington Street West
Suite 5300, P.O. Box 48
Toronto, ON
M5K 1E6

Telephone: (403) 260-3622
Fax: (403) 260-3501
Electronic access: gnettleton@mccarthy.ca gvegh@mccarthy.ca

DATED at Toronto, Ontario, this 31st day of March, 2017.

Hydro One

By its counsel,


Gordon M Nettleton


George Vegh

Witness: Oded Hubert

Schedule A
Host and Embedded Distributors

Hydro One is both a host distributor and an embedded distributor. Hydro One is a host distributor to 55 distributors, representing most of the distributors in Ontario. Hydro One is a partially embedded within 18 distributors and about 1% of its customer load is supplied through host distributors.

Hydro One is partially embedded in Alectra, Canadian Niagara Power, ELK Energy, Energy+ Inc., ENTEGRUS, Erie Thames Power, Essex Power Lines, Halton Hills Hydro, Hydro Ottawa, InnPower Corporation, Lakeland Power Distribution, Milton Hydro, Newmarket Hydro, Niagara Peninsula Energy, North Bay Hydro, Veridian, Waterloo North Hydro, Westario Power.

Hydro One is a host distributor for Alectra Utilities Corporation, Bluewater Power Distribution Corporation, Burlington Hydro Inc., Canadian Niagara Power Inc., Centre Wellington Hydro Ltd., Chapleau Public Utilities Corporation, COLLUS PowerStream Corp., Cooperative Hydro Embrun Inc., E.L.K. Energy Inc., Eastern Ontario Power Inc., Energy+ Inc., Entegrus Powerlines Inc., Erie Thames Power Lines Corporation, Espanola Regional Hydro Distribution Corp., Essex Powerlines Corporation, Festival Hydro Inc., Greater Sudbury Hydro Inc., Grimsby Power Inc., Guelph Hydro Electric System - Rockwood Division, Halton Hills Hydro Inc., Hearst Power Distribution Company Limited, Hydro 2000 Inc., Hydro Hawkesbury Inc., Hydro One Networks Inc., Hydro Ottawa Limited, InnPower Corporation, Kingston Hydro Corporation, Lakefront Utilities Inc., Lakeland Power Distribution Ltd., London Hydro Inc., Midland Power Utility Corporation, Milton Hydro Distribution Inc., Newmarket-Tay Power Distribution Ltd., Niagara Peninsula Energy Inc., North Bay Hydro Distribution Ltd., Northern Ontario Wires Inc., Oakville Hydro Electricity Distribution Inc., Orangeville Hydro Limited, Orillia Power Distribution Corporation, Ottawa River Power Corporation, Parry Sound Power Corp., Peterborough Distribution Inc., Powerstream Inc., Renfrew Hydro Inc., Rideau St. Lawrence Distribution Inc., Sioux Lookout Hydro Inc., Tay Power, Toronto Hydro-Electric System Limited, Veridian Connections Inc., Veridian-Gravenhurst Hydro Electric Inc, Wasaga Distribution Inc., Waterloo North Hydro Inc., Wellington North Power Inc, Westario Power Inc., and Whitby Hydro Electric Corporation.

ATTACHMENT 5: CORPORATE ORGANIZATION CHART

This Attachment describes the corporate organization as it relates to Hydro One Distribution. Hydro One Distribution is owned and operated by Hydro One Networks Inc., a wholly-owned subsidiary of Hydro One Inc., which in turn is wholly-owned by Hydro One Limited.

1. CORPORATE ORGANIZATION

Figure 1 shows the organizational structure of Hydro One Limited as of February 28, 2017. This chart is simplified and does not include all legal entities within Hydro One Limited's organizational structure.

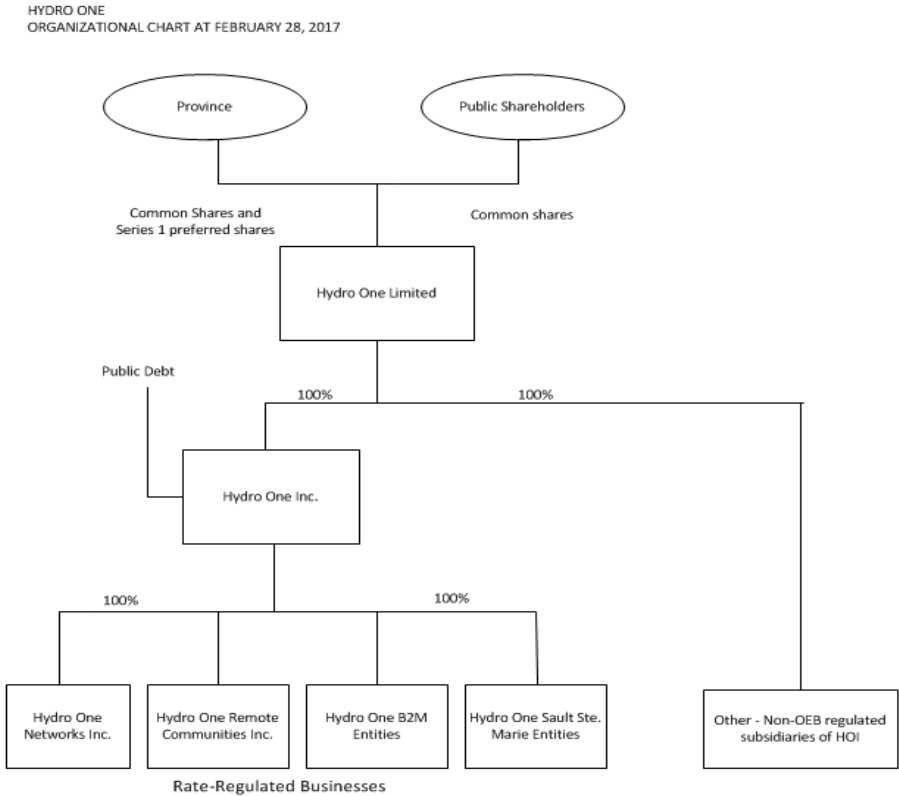


Figure 1: Hydro One Limited Corporate Structure

Witness: Michael Vels

1 Hydro One's internal organization is led by its President and Chief Executive Officer
2 whose direct reports include: the Chief Financial Officer; the Chief Operating Officer;
3 the Executive Vice-President and Chief Legal Officer; the Executive Vice-President of
4 Customer and Corporate Affairs; the Executive Vice-President and Chief Human
5 Resources Officer; Executive Vice-President of Strategy and Corporate Development;
6 and the Vice-President of the Office of the President & CEO.

7
8 **2. GOVERNANCE AGREEMENT**

9
10 Hydro One Limited entered into a governance agreement with the Province dated
11 November 5, 2015 (the "Governance Agreement") which describes the principles that
12 govern how Hydro One Limited will be managed and operated, including that the
13 Province, in its capacity as a holder of voting securities, will engage in the business and
14 affairs of Hydro One Limited as an investor and not as a manager. It also contains
15 commitments by the Province restricting the exercise of its rights as a holder of voting
16 securities.

17
18 The Governance Agreement specifically addresses the following matters: (i) the
19 governance principles under which Hydro One Limited will be managed and operated;
20 (ii) the nomination of directors, which includes: (a) the requirement for a fully
21 independent board of directors (other than the Chief Executive Officer) and (b) the
22 maximum number of directors that may be nominated by the Province; (iii) the election
23 and replacement of directors; (iv) approvals requiring a special resolution of the directors;
24 (v) restrictions on the right of the Province to initiate fundamental changes; (vi) pre-
25 emptive rights provided to the Province with respect to future issuances of voting
26 securities by Hydro One Limited; and (viii) limits with respect to the Province's
27 acquisition of outstanding voting securities.

28
Witness: Michael Vels

1 The Governance Agreement also provides that the Boards of Directors of Hydro One Inc.
2 and Hydro One Networks Inc. shall be comprised of the same directors as the Board of
3 Hydro One Limited, until the Board of Hydro One Limited determines otherwise. To
4 date, the Board of Hydro One Limited has not changed the constitution of the other
5 Boards. The Governance Agreement also specifically refers to the governance of Hydro
6 One Limited's subsidiaries, providing that the subsidiaries should be managed and
7 operated in a way that allows Hydro One Limited to comply with the governance
8 principles contained in the Governance Agreement.

Witness: Michael Vels

T2 Corporation Income Tax Return

This form serves as a federal, provincial, and territorial corporation income tax return, unless the corporation is located in Quebec or Alberta. If the corporation is located in one of these provinces, you have to file a separate provincial corporation return.

All legislative references on this return are to the federal *Income Tax Act* and *Income Tax Regulations*. This return may contain changes that had not yet become law at the time of publication.

Send one completed copy of this return, including schedules and the *General Index of Financial Information* (GIFI), to your tax centre or tax services office. You have to file the return within six months after the end of the corporation's tax year.

For more information see www.cra.gc.ca or Guide T4012, *T2 Corporation – Income Tax Guide*.

055 Do not use this area

Identification
Business number (BN) 001 87086 5821 RC0001

Corporation's name
002 Hydro One Networks Inc.

Address of head office
Has this address changed since the last time we were notified? 010 1 Yes 2 No
(If yes, complete lines 011 to 018.)

011 483 Bay Street, 8th Floor

012 South Tower

City Province, territory, or state

015 Toronto 016 ON

Country (other than Canada) Postal code/Zip code

017 018 M5G 2P5

Mailing address (if different from head office address)

Has this address changed since the last time we were notified? 020 1 Yes 2 No
(If yes, complete lines 021 to 028.)

021 c/o Giovanna Baragetti

022 483 Bay Street, 7th floor

023 South Tower

City Province, territory, or state

025 Toronto 026 ON

Country (other than Canada) Postal code/Zip code

027 028 M5G 2P5

Location of books and records (if different from head office address)

Has the location of books and records changed since the last time we were notified? 030 1 Yes 2 No
(If yes, complete lines 031 to 038.)

031 483 Bay Street, 7th floor

032 South Tower

City Province, territory, or state

035 Toronto 036 ON

Country (other than Canada) Postal code/Zip code

037 038 M5G 2P5

040 Type of corporation at the end of the tax year

1 Canadian-controlled private corporation (CCPC) 4 Corporation controlled by a public corporation

2 Other private corporation 5 Other corporation (specify, below)

3 Public corporation

If the type of corporation changed during the tax year, provide the effective date of the change 043 _____
YYYY MM DD

To which tax year does this return apply?

Tax year start Tax year-end

060 2015-01-01 061 2015-10-31
YYYY MM DD YYYY MM DD

Has there been an acquisition of control to which subsection 249(4) applies since the tax year start on line 060? 063 1 Yes 2 No

If yes, provide the date control was acquired 065 _____
YYYY MM DD

Is the date on line 061 a deemed tax year-end according to subsection 249(3.1)? 066 1 Yes 2 No

Is the corporation a professional corporation that is a member of a partnership? 067 1 Yes 2 No

Is this the first year of filing after:

Incorporation? 070 1 Yes 2 No

Amalgamation? 071 1 Yes 2 No

If yes, complete lines 030 to 038 and attach Schedule 24.

Has there been a wind-up of a subsidiary under section 88 during the current tax year? 072 1 Yes 2 No

If yes, complete and attach Schedule 24.

Is this the final tax year before amalgamation? 076 1 Yes 2 No

Is this the final return up to dissolution? 078 1 Yes 2 No

If an election was made under section 261, state the functional currency used 079 _____

Is the corporation a resident of Canada? 080 1 Yes 2 No If no, give the country of residence on line 081 and complete and attach Schedule 97.

081 _____

Is the non-resident corporation claiming an exemption under an income tax treaty? 082 1 Yes 2 No

If yes, complete and attach Schedule 91.

If the corporation is exempt from tax under section 149, tick one of the following boxes:

085 1 Exempt under paragraph 149(1)(e) or (l)

2 Exempt under paragraph 149(1)(j)

3 Exempt under paragraph 149(1)(t)

4 Exempt under other paragraphs of section 149

Do not use this area
095 096 098

Attachments

Financial statement information: Use GIF1 schedules 100, 125, and 141.

Schedules – Answer the following questions. For each **yes response, **attach** the schedule to the T2 return, unless otherwise instructed.**

	Yes	Schedule
Is the corporation related to any other corporations?	<input checked="" type="checkbox"/>	9
Is the corporation an associated CCPC?	<input checked="" type="checkbox"/>	23
Is the corporation an associated CCPC that is claiming the expenditure limit?	<input type="checkbox"/>	49
Does the corporation have any non-resident shareholders who own voting shares?	<input type="checkbox"/>	19
Has the corporation had any transactions, including section 85 transfers, with its shareholders, officers, or employees, other than transactions in the ordinary course of business? Exclude non-arm's length transactions with non-residents	<input checked="" type="checkbox"/>	11
If you answered yes to the above question, and the transaction was between corporations not dealing at arm's length, were all or substantially all of the assets of the transferor disposed of to the transferee?	<input type="checkbox"/>	44
Has the corporation paid any royalties, management fees, or other similar payments to residents of Canada?	<input checked="" type="checkbox"/>	14
Is the corporation claiming a deduction for payments to a type of employee benefit plan?	<input checked="" type="checkbox"/>	15
Is the corporation claiming a loss or deduction from a tax shelter?	<input type="checkbox"/>	T5004
Is the corporation a member of a partnership for which a partnership account number has been assigned?	<input type="checkbox"/>	T5013
Did the corporation, a foreign affiliate controlled by the corporation, or any other corporation or trust that did not deal at arm's length with the corporation have a beneficial interest in a non-resident discretionary trust (without reference to section 94)?	<input type="checkbox"/>	22
Did the corporation own any shares in one or more foreign affiliates in the tax year?	<input type="checkbox"/>	25
Has the corporation made any payments to non-residents of Canada under subsections 202(1) and/or 105(1) of the <i>Income Tax Regulations</i> ?	<input checked="" type="checkbox"/>	29
Did the corporation have a total amount over \$1 million of reportable transactions with non-arm's length non-residents?	<input type="checkbox"/>	T106
For private corporations: Does the corporation have any shareholders who own 10% or more of the corporation's common and/or preferred shares?	<input checked="" type="checkbox"/>	50
Has the corporation made payments to, or received amounts from, a retirement compensation plan arrangement during the year?	<input checked="" type="checkbox"/>	
Does the corporation earn income from one or more Internet webpages or websites?	<input checked="" type="checkbox"/>	88
Is the net income/loss shown on the financial statements different from the net income/loss for income tax purposes?	<input checked="" type="checkbox"/>	1
Has the corporation made any charitable donations; gifts to Canada, a province, or a territory; gifts of cultural or ecological property; or gifts of medicine?	<input checked="" type="checkbox"/>	2
Has the corporation received any dividends or paid any taxable dividends for purposes of the dividend refund?	<input checked="" type="checkbox"/>	3
Is the corporation claiming any type of losses?	<input type="checkbox"/>	4
Is the corporation claiming a provincial or territorial tax credit or does it have a permanent establishment in more than one jurisdiction?	<input checked="" type="checkbox"/>	5
Has the corporation realized any capital gains or incurred any capital losses during the tax year?	<input checked="" type="checkbox"/>	6
i) Is the corporation claiming the small business deduction and reporting income from: a) property (other than dividends deductible on line 320 of the T2 return), b) a partnership, c) a foreign business, or d) a personal services business; or ii) does the corporation have aggregate investment income at line 440?	<input checked="" type="checkbox"/>	7
Does the corporation have any property that is eligible for capital cost allowance?	<input checked="" type="checkbox"/>	8
Does the corporation have any property that is eligible capital property?	<input checked="" type="checkbox"/>	10
Does the corporation have any resource-related deductions?	<input type="checkbox"/>	12
Is the corporation claiming deductible reserves (other than transitional reserves under section 34.2)?	<input type="checkbox"/>	13
Is the corporation claiming a patronage dividend deduction?	<input type="checkbox"/>	16
Is the corporation a credit union claiming a deduction for allocations in proportion to borrowing or an additional deduction?	<input type="checkbox"/>	17
Is the corporation an investment corporation or a mutual fund corporation?	<input type="checkbox"/>	18
Is the corporation carrying on business in Canada as a non-resident corporation?	<input type="checkbox"/>	20
Is the corporation claiming any federal or provincial foreign tax credits, or any federal or provincial logging tax credits?	<input type="checkbox"/>	21
Does the corporation have any Canadian manufacturing and processing profits?	<input type="checkbox"/>	27
Is the corporation claiming an investment tax credit?	<input checked="" type="checkbox"/>	31
Is the corporation claiming any scientific research and experimental development (SR&ED) expenditures?	<input checked="" type="checkbox"/>	T661
Is the total taxable capital employed in Canada of the corporation and its related corporations over \$10,000,000?	<input checked="" type="checkbox"/>	33/34/35
Is the total taxable capital employed in Canada of the corporation and its associated corporations over \$10,000,000?	<input checked="" type="checkbox"/>	
Is the corporation claiming a surtax credit?	<input type="checkbox"/>	37
Is the corporation subject to gross Part VI tax on capital of financial institutions?	<input type="checkbox"/>	38
Is the corporation claiming a Part I tax credit?	<input type="checkbox"/>	42
Is the corporation subject to Part IV.1 tax on dividends received on taxable preferred shares or Part VI.1 tax on dividends paid?	<input type="checkbox"/>	43
Is the corporation agreeing to a transfer of the liability for Part VI.1 tax?	<input type="checkbox"/>	45
Is the corporation subject to Part II - Tobacco Manufacturers' surtax?	<input type="checkbox"/>	46
For financial institutions: Is the corporation a member of a related group of financial institutions with one or more members subject to gross Part VI tax?	<input type="checkbox"/>	39
Is the corporation claiming a Canadian film or video production tax credit refund?	<input type="checkbox"/>	T1131
Is the corporation claiming a film or video production services tax credit refund?	<input type="checkbox"/>	T1177
Is the corporation subject to Part XIII.1 tax? (Show your calculations on a sheet that you identify as Schedule 92.)	<input type="checkbox"/>	92

Attachments – continued from page 2

		Yes	Schedule
Did the corporation have any foreign affiliates in the tax year?	271	<input type="checkbox"/>	T1134
Did the corporation own or hold specified foreign property where the total cost amount of all such property, at any time in the year, was more than CAN\$100,000?	259	<input type="checkbox"/>	T1135
Did the corporation transfer or loan property to a non-resident trust?	260	<input type="checkbox"/>	T1141
Did the corporation receive a distribution from or was it indebted to a non-resident trust in the year?	261	<input type="checkbox"/>	T1142
Has the corporation entered into an agreement to allocate assistance for SR&ED carried out in Canada?	262	<input type="checkbox"/>	T1145
Has the corporation entered into an agreement to transfer qualified expenditures incurred in respect of SR&ED contracts?	263	<input type="checkbox"/>	T1146
Has the corporation entered into an agreement with other associated corporations for salary or wages of specified employees for SR&ED?	264	<input type="checkbox"/>	T1174
Did the corporation pay taxable dividends (other than capital gains dividends) in the tax year?	265	<input checked="" type="checkbox"/>	55
Has the corporation made an election under subsection 89(11) not to be a CCPC?	266	<input type="checkbox"/>	T2002
Has the corporation revoked any previous election made under subsection 89(11)?	267	<input type="checkbox"/>	T2002
Did the corporation (CCPC or deposit insurance corporation (DIC)) pay eligible dividends, or did its general rate income pool (GRIP) change in the tax year?	268	<input checked="" type="checkbox"/>	53
Did the corporation (other than a CCPC or DIC) pay eligible dividends, or did its low rate income pool (LRIP) change in the tax year?	269	<input type="checkbox"/>	54

Additional information

Did the corporation use the International Financial Reporting Standards (IFRS) when it prepared its financial statements?	270	1 Yes <input type="checkbox"/>	2 No <input checked="" type="checkbox"/>
Is the corporation inactive?	280	1 Yes <input type="checkbox"/>	2 No <input checked="" type="checkbox"/>
What is the corporation's main revenue-generating business activity?	 221122 Electric Power Distribution	
Specify the principal product(s) mined, manufactured, sold, constructed, or services provided, giving the approximate percentage of the total revenue that each product or service represents.	284	Electricity	285 100.000 %
	286		287 %
	288		289 %
Did the corporation immigrate to Canada during the tax year?	291	1 Yes <input type="checkbox"/>	2 No <input checked="" type="checkbox"/>
Did the corporation emigrate from Canada during the tax year?	292	1 Yes <input type="checkbox"/>	2 No <input checked="" type="checkbox"/>
Do you want to be considered as a quarterly instalment remitter if you are eligible?	293	1 Yes <input type="checkbox"/>	2 No <input type="checkbox"/>
If the corporation was eligible to remit instalments on a quarterly basis for part of the tax year, provide the date the corporation ceased to be eligible	294	YYYY MM DD	
If the corporation's major business activity is construction, did you have any subcontractors during the tax year?	295	1 Yes <input type="checkbox"/>	2 No <input type="checkbox"/>

Taxable income

Net income or (loss) for income tax purposes from Schedule 1, financial statements, or GIFL.	300	1,236,494,923	A
Deduct: Charitable donations from Schedule 2	311	520,642	
Gifts to Canada, a province, or a territory from Schedule 2	312		
Cultural gifts from Schedule 2	313		
Ecological gifts from Schedule 2	314		
Gifts of medicine from Schedule 2	315		
Taxable dividends deductible under section 112 or 113, or subsection 138(6) from Schedule 3	320		
Part VI.1 tax deduction*	325		
Non-capital losses of previous tax years from Schedule 4	331		
Net capital losses of previous tax years from Schedule 4	332		
Restricted farm losses of previous tax years from Schedule 4	333		
Farm losses of previous tax years from Schedule 4	334		
Limited partnership losses of previous tax years from Schedule 4	335		
Taxable capital gains or taxable dividends allocated from a central credit union	340		
Prospector's and grubstaker's shares	350		
		Subtotal 520,642	520,642 B
		Subtotal (amount A minus amount B) (if negative, enter "0")	1,235,974,281 C
Add: Section 110.5 additions or subparagraph 115(1)(a)(vii) additions	355		D
Taxable income (amount C plus amount D)	360	1,235,974,281	
Income exempt under paragraph 149(1)(t)	370		
Taxable income for a corporation with exempt income under paragraph 149(1)(t) (line 360 minus line 370)		1,235,974,281	Z

* This amount is equal to 3.5 times the Part VI.1 tax payable at line 724 on page 8.

Small business deduction

Canadian-controlled private corporations (CCPCs) throughout the tax year

Income from active business carried on in Canada from Schedule 7	400	1,236,491,829	A
Taxable income from line 360 on page 3 minus 100/28 3.57143 of the amount on line 632* on page 7, minus 4 times the amount on line 636** on page 7, and minus any amount that, because of federal law, is exempt from Part I tax	405	1,235,974,281	B
Business limit (see notes 1 and 2 below)	410	416,438	C

Notes:

- For CCPCs that are not associated, enter \$500,000 on line 410. However, if the corporation's tax year is less than 51 weeks, prorate this amount by the number of days in the tax year divided by 365, and enter the result on line 410.
- For associated CCPCs, use Schedule 23 to calculate the amount to be entered on line 410.

Business limit reduction:

Amount C	416,438	x	415 ***	15,675,750	D	=	580,264,709	E
				11,250				
Reduced business limit (amount C minus amount E) (if negative, enter "0")							425	F

Small business deduction

Amount A, B, C, or F, whichever is the least	x	Number of days in the tax year before January 1, 2016	304	x	17 %	=	1	
		Number of days in the tax year	304					
Amount A, B, C, or F, whichever is the least	x	Number of days in the tax year after December 31, 2015, and before January 1, 2017	304	x	17.5 %	=	2	
		Number of days in the tax year	304					
Total of amounts 1 and 2 (enter amount G on line I on page 7							430	G

* Calculate the amount of foreign non-business income tax credit deductible on line 632 without reference to the refundable tax on the CCPC's investment income (line 604) and without reference to the corporate tax reductions under section 123.4.

** Calculate the amount of foreign business income tax credit deductible on line 636 without reference to the corporation tax reductions under section 123.4.

***** Large corporations**

- If the corporation is not associated with any corporations in both the current and previous tax years, the amount to be entered on line 415 is: (total taxable capital employed in Canada for the **prior year** minus \$10,000,000) x 0.225%.
- If the corporation is not associated with any corporations in the current tax year, but was associated in the previous tax year, the amount to be entered on line 415 is: (total taxable capital employed in Canada for the **current year** minus \$10,000,000) x 0.225%.
- For corporations associated in the current tax year, see Schedule 23 for the special rules that apply.

General tax reduction for Canadian-controlled private corporations

Canadian-controlled private corporations throughout the tax year

Taxable income from page 3 (line 360 or amount Z, whichever applies)	1,235,974,281	A
Lesser of amounts B9 and H9 from Part 9 of Schedule 27		B
Amount K13 from Part 13 of Schedule 27		C
Personal service business income	432	D
Amount used to calculate the credit union deduction (amount F from Schedule 17)		E
Amount from line 400, 405, 410, or 425 on page 4, whichever is the least		F
Aggregate investment income from line 440 on page 6*	3,094	G
Subtotal (add amounts B to G)	3,094	H
Amount A minus amount H (if negative, enter "0")	1,235,971,187	I
General tax reduction for Canadian-controlled private corporations — Amount I multiplied by 13 %	160,676,254	J

Enter amount J on line 638 on page 7.

* Except for a corporation that is, throughout the year, a cooperative corporation (within the meaning assigned by subsection 136(2)) or a credit union.

General tax reduction

Do not complete this area if you are a Canadian-controlled private corporation, an investment corporation, a mortgage investment corporation, a mutual fund corporation, or any corporation with taxable income that is not subject to the corporation tax rate of 38%.

Taxable income from page 3 (line 360 or amount Z, whichever applies)		K
Lesser of amounts B9 and H9 from Part 9 of Schedule 27		L
Amount K13 from Part 13 of Schedule 27		M
Personal service business income	434	N
Amount used to calculate the credit union deduction (amount F from Schedule 17)		O
Subtotal (add amounts L to O)		P
Amount K minus amount P (if negative, enter "0")		Q
General tax reduction – Amount Q multiplied by 13 %		R

Enter amount R on line 639 on page 7.

Refundable portion of Part I tax

Canadian-controlled private corporations throughout the tax year

Aggregate investment income from Schedule 7	440	3,094	x (26 2 / 3 + 4 x _____) %	=	825	A
			Number of days in the tax year after 2015 304 Number of days in the tax year			
Foreign non-business income tax credit from line 632 on page 7						B
Deduct:						
Foreign investment income from Schedule 7	445		x (9 1 / 3 - 1 1 / 3 x _____) %			C
			Number of days in the tax year after 2015 304 Number of days in the tax year			
			(if negative, enter "0")			D
Amount A minus amount D (if negative, enter "0")					825	E
Taxable income from line 360 on page 3					1,235,974,281	F
Deduct:						
Amount from line 400, 405, 410, or 425 on page 4, whichever is the least						G
Foreign non-business income tax credit from line 632 on page 7			x 100 / 35 =			H
Foreign business income tax credit from line 636 on page 7			x 4 =			I
			Subtotal			J
					1,235,974,281	K
			x (26 2 / 3 + 4 x _____) %			L
			Number of days in the tax year after 2015 304 Number of days in the tax year			
Part I tax payable minus investment tax credit refund (line 700 minus line 780 from page 8)					183,651,295	M
Refundable portion of Part I tax – Amount E, L, or M, whichever is the least					450	825

Refundable dividend tax on hand

Refundable dividend tax on hand at the end of the previous tax year	460					
Deduct: Dividend refund for the previous tax year	465					O
Add the total of:						
Refundable portion of Part I tax from line 450 above					825	P
Total Part IV tax payable from Schedule 3						Q
Net refundable dividend tax on hand transferred from a predecessor corporation on amalgamation, or from a wound-up subsidiary corporation					480	
					825	825
Refundable dividend tax on hand at the end of the tax year – Amount O plus amount R					485	825

Dividend refund

Private and subject corporations at the time taxable dividends were paid in the tax year

Taxable dividends paid in the tax year from line 460 on page 2 of Schedule 3	870,455,244	x [(1 / 3) + (5 x _____) %]	=	290,151,748	S	
					304	
					Number of days in the tax year	
Refundable dividend tax on hand at the end of the tax year from line 485 above					825	T
Dividend refund – Amount S or T, whichever is less					825	U

Enter amount U on line 784 on page 8.

Part I tax

Base amount Part I tax – Taxable income from page 3 (line 360 or amount Z, whichever applies) multiplied by 38 % . . .	550	469,670,227	A
Recapture of investment tax credit from Schedule 31	602		B
Calculation for the refundable tax on the Canadian-controlled private corporation's (CCPC) investment income (if it was a CCPC throughout the tax year)			
Aggregate investment income from line 440 on page 6		3,094	C
Taxable income from line 360 on page 3		1,235,974,281	D
Deduct:			
Amount from line 400, 405, 410, or 425 on page 4, whichever is the least			E
Net amount (amount D minus amount E)		1,235,974,281	F
Refundable tax on CCPC's investment income –			
($\frac{62}{3} + 4 \times \frac{\text{Number of days in the tax year after 2015}}{304}$) % of whichever is less: amount C or amount F	604	206	G
		Subtotal (add amounts A, B, and G)	469,670,433 H
Deduct:			
Small business deduction from line 430 on page 4			I
Federal tax abatement	608	123,597,428	
Manufacturing and processing profits deduction from Schedule 27	616		
Investment corporation deduction	620		
Taxed capital gains 624			
Additional deduction – credit unions from Schedule 17	628		
Federal foreign non-business income tax credit from Schedule 21	632		
Federal foreign business income tax credit from Schedule 21	636		
General tax reduction for CCPCs from amount J on page 5	638	160,676,254	
General tax reduction from amount R on page 5	639		
Federal logging tax credit from Schedule 21	640		
Eligible Canadian bank deduction under section 125.21	641		
Federal qualifying environmental trust tax credit	648		
Investment tax credit from Schedule 31	652	1,745,456	
		Subtotal	286,019,138 J
Part I tax payable – Amount H minus amount J			183,651,295 K
Enter amount K on line 700 on page 8.			

Privacy statement

Personal information is collected under the *Income Tax Act* to administer tax, benefits, and related programs. It may also be used for any purpose related to the administration or enforcement of the Act such as audit, compliance and the payment of debts owed to the Crown. It may be shared or verified with other federal, provincial/territorial government institutions to the extent authorized by law. Failure to provide this information may result in interest payable, penalties or other actions. Under the *Privacy Act*, individuals have the right to access their personal information and request correction if there are errors or omissions. Refer to Info Source <http://www.cra-arc.gc.ca/gncy/tp/nfsrc/nfsrc-eng.html>, personal information bank CRA PPU 047.

Summary of tax and credits

Federal tax

Part I tax payable from amount K on page 7	700	183,651,295
Part II surtax payable from Schedule 46	708	
Part III.1 tax payable from Schedule 55	710	
Part IV tax payable from Schedule 3	712	
Part IV.1 tax payable from Schedule 43	716	
Part VI tax payable from Schedule 38	720	
Part VI.1 tax payable from Schedule 43	724	
Part XIII.1 tax payable from Schedule 92	727	
Part XIV tax payable from Schedule 20	728	
Total federal tax		183,651,295

Add provincial or territorial tax:

Provincial or territorial jurisdiction **750** ON
(If more than one jurisdiction, enter "multiple" and complete Schedule 5)

Net provincial or territorial tax payable (except Quebec and Alberta) **760** 135,665,554

Total tax payable **770** 319,316,849 A

Deduct other credits:

Investment tax credit refund from Schedule 31	780	
Dividend refund from amount U on page 6	784	825
Federal capital gains refund from Schedule 18	788	
Federal qualifying environmental trust tax credit refund	792	
Canadian film or video production tax credit refund (Form T1131)	796	
Film or video production services tax credit refund (Form T1177)	797	
Tax withheld at source	800	
Total payments on which tax has been withheld		801
Provincial and territorial capital gains refund from Schedule 18	808	
Provincial and territorial refundable tax credits from Schedule 5	812	
Tax instalments paid	840	329,521,834
Total credits	890	329,522,659

Total credits 890 329,522,659 ▶ **329,522,659** B

Refund code **894** 1 Overpayment 10,205,810 ← Balance (amount A minus amount B) -10,205,810

Direct deposit request

To have the corporation's refund deposited directly into the corporation's bank account at a financial institution in Canada, or to change banking information you already gave us, complete the information below:

Start Change information

910 Branch number

914 Institution number **918** Account number

If the result is positive, you have a **balance unpaid**.
If the result is negative, you have an **overpayment**.
Enter the amount on whichever line applies.
Generally, we do not charge or refund a difference of \$2 or less.

Balance unpaid

For information on how to make your payment, go to www.cra-arc.gc.ca/payments.

If the corporation is a Canadian-controlled private corporation throughout the tax year, does it qualify for the one-month extension of the date the balance of tax is due?

896 1 Yes 2 No

If this return was prepared by a tax preparer for a fee, provide their EFILE number

920

Certification

I, **950** BARAGETTI **951** GIOVANNA **954** Vice President, Corporate Tax
Last name (print) First name (print) Position, office, or rank

am an authorized signing officer of the corporation. I certify that I have examined this return, including accompanying schedules and statements, and that the information given on this return is, to the best of my knowledge, correct and complete. I also certify that the method of calculating income for this tax year is consistent with that of the previous tax year except as specifically disclosed in a statement attached to this return.

955 2016-04-27
Date (yyyy/mm/dd)

Signature of the authorized signing officer of the corporation

956 (416) 345-6778
Telephone number

Is the contact person the same as the authorized signing officer? If no, complete the information below

957 1 Yes 2 No

958 Glendy Cheung
Name (print)

959 (416) 345-6812
Telephone number

Language of correspondence – Langue de correspondance

Indicate your language of correspondence by entering 1 for English or 2 for French.
Indiquez votre langue de correspondance en inscrivant 1 pour anglais ou 2 pour français.

990 1

Form identifier 100

GENERAL INDEX OF FINANCIAL INFORMATION – GIF1

Corporation's name	Business number	Tax year end Year Month Day
Hydro One Networks Inc.	87086 5821 RC0001	2015-10-31

Balance sheet information

Account	Description	GIFI	Current year	Prior year
Assets				
	Total current assets	1599 +	1,095,000,000	1,242,000,000
	Total tangible capital assets	2008 +	26,293,000,000	25,040,000,000
	Total accumulated amortization of tangible capital assets	2009 -	9,205,000,000	8,709,000,000
	Total intangible capital assets	2178 +	475,000,000	377,000,000
	Total accumulated amortization of intangible capital assets	2179 -		
	Total long-term assets	2589 +	2,531,000,000	1,935,000,000
	* Assets held in trust	2590 +		
	Total assets (mandatory field)	2599 =	<u>21,189,000,000</u>	<u>19,885,000,000</u>

Liabilities				
	Total current liabilities		+ 5,025,000,000	1,596,000,000
	Total long-term liabilities		+ 11,721,000,000	11,321,000,000
	* Subordinated debt		+	
	* Amounts held in trust		+	
	Total liabilities (mandatory field)		= <u>16,746,000,000</u>	<u>12,917,000,000</u>

Shareholder equity				
	Total shareholder equity (mandatory field)	3620 +	4,443,000,000	6,968,000,000

	Total liabilities and shareholder equity	3640 =	<u>21,189,000,000</u>	<u>19,885,000,000</u>
--	---	---------------	-----------------------	-----------------------

Retained earnings				
	Retained earnings/deficit – end (mandatory field)	3849 =	<u>1,018,000,000</u>	<u>3,610,000,000</u>

* Generic item

Form identifier 125

GENERAL INDEX OF FINANCIAL INFORMATION – GIFI

Corporation's name	Business number	Tax year end Year Month Day
Hydro One Networks Inc.	87086 5821 RC0001	2015-10-31

Income statement information

Description	GIFI
Operating name	0001
Description of the operation	0002
Sequence number	0003 01

Account	Description	GIFI	Current year	Prior year
---------	-------------	------	--------------	------------

Income statement information					
	Total sales of goods and services		+	4,966,000,000	5,928,000,000
	Cost of sales		-	2,557,000,000	2,979,000,000
	Gross profit/loss		=	<u>2,409,000,000</u>	<u>2,949,000,000</u>
	Cost of sales		+	2,557,000,000	2,979,000,000
	Total operating expenses		+	1,744,000,000	2,143,000,000
	Total expenses (mandatory field)		=	<u>4,301,000,000</u>	<u>5,122,000,000</u>
	Total revenue (mandatory field)		+	4,966,000,000	5,928,000,000
	Total expenses (mandatory field)		-	4,301,000,000	5,122,000,000
	Net non-farming income		=	<u>665,000,000</u>	<u>806,000,000</u>

Farming income statement information					
	Total farm revenue (mandatory field)	9659	+		
	Total farm expenses (mandatory field)	9898	-		
	Net farm income	9899	=		

	Net income/loss before taxes and extraordinary items	9970	=	<u>665,000,000</u>	<u>806,000,000</u>
--	---	-------------	---	--------------------	--------------------

	Total other comprehensive income	9998	=		
--	---	-------------	---	--	--

Extraordinary items and income (linked to Schedule 140)					
	Extraordinary item(s)	9975	-		
	Legal settlements	9976	-		
	Unrealized gains/losses	9980	+		
	Unusual items	9985	-		
	Current income taxes	9990	-	2,365,000,000	73,000,000
	Future (deferred) income tax provision		-	2,000,000	16,000,000
	Total – Other comprehensive income	9998	+		
	Net income/loss after taxes and extraordinary items (mandatory field)		=	<u>-1,702,000,000</u>	<u>717,000,000</u>

Notes Checklist

Corporation's name Hydro One Networks Inc.	Business number 87086 5821 RC0001	Tax year-end Year Month Day 2015-10-31
---	--------------------------------------	--

- Parts 1, 2, and 3 of this schedule must be completed from the perspective of the person (referred to in these parts as **the accountant**) who prepared or reported on the financial statements. If the person preparing the tax return is not the accountant referred to above, they must still complete Parts 1, 2, 3, and 4, as applicable.
- For more information, see Guide RC4088, *General Index of Financial Information (GIFI)* and T4012, *T2 Corporation – Income Tax Guide*.
- Complete this schedule and include it with your T2 return along with the other GIFI schedules.

Part 1 – Information on the accountant who prepared or reported on the financial statements

Does the accountant have a professional designation? **095** 1 Yes 2 No

Is the accountant connected* with the corporation? **097** 1 Yes 2 No

Note

If the accountant does not have a professional designation or is connected to the corporation, you do not have to complete Parts 2 and 3 of this schedule. However, you **do have** to complete Part 4, as applicable.

*A person connected with a corporation can be: (i) a shareholder of the corporation who owns more than 10% of the common shares; (ii) a director, an officer, or an employee of the corporation; or (iii) a person not dealing at arm's length with the corporation.

Part 2 – Type of involvement with the financial statements

Choose the option that represents the highest level of involvement of the accountant: **198**

Completed an auditor's report 1

Completed a review engagement report 2

Conducted a compilation engagement 3

Part 3 – Reservations

If you selected option 1 or 2 under **Type of involvement with the financial statements** above, answer the following question:

Has the accountant expressed a reservation? **099** 1 Yes 2 No

Part 4 – Other information

If you have a professional designation and are not the accountant associated with the financial statements in Part 1 above, choose one of the following options: **110**

Prepared the tax return (financial statements prepared by client) 1

Prepared the tax return and the financial information contained therein (financial statements have not been prepared) 2

Were notes to the financial statements prepared? **101** 1 Yes 2 No

If **yes**, complete lines 104 to 107 below:

Are subsequent events mentioned in the notes? **104** 1 Yes 2 No

Is re-evaluation of asset information mentioned in the notes? **105** 1 Yes 2 No

Is contingent liability information mentioned in the notes? **106** 1 Yes 2 No

Is information regarding commitments mentioned in the notes? **107** 1 Yes 2 No

Does the corporation have investments in joint venture(s) or partnership(s)? **108** 1 Yes 2 No

Part 4 – Other information (continued)

Impairment and fair value changes

In any of the following assets, was an amount recognized in net income or other comprehensive income (OCI) as a result of an impairment loss in the tax year, a reversal of an impairment loss recognized in a previous tax year, or a change in fair value during the tax year?

200 1 Yes 2 No

If **yes**, enter the amount recognized:

	In net income Increase (decrease)	In OCI Increase (decrease)
Property, plant, and equipment	210	211
Intangible assets	215	216
Investment property	220	
Biological assets	225	
Financial instruments	230	231
Other	235	236

Financial instruments

Did the corporation derecognize any financial instrument(s) during the tax year (other than trade receivables)?

250 1 Yes 2 No

Did the corporation apply hedge accounting during the tax year?

255 1 Yes 2 No

Did the corporation discontinue hedge accounting during the tax year?

260 1 Yes 2 No

Adjustments to opening equity

Was an amount included in the opening balance of retained earnings or equity, in order to correct an error, to recognize a change in accounting policy, or to adopt a new accounting standard in the current tax year?

265 1 Yes 2 No

If **yes**, you have to maintain a separate reconciliation.

SCHEDULE 100

GENERAL INDEX OF FINANCIAL INFORMATION – GIF1

Form identifier 100

Name of corporation	Business Number	Tax year-end Year Month Day
Hydro One Networks Inc.	87086 5821 RC0001	2015-10-31

Assets – lines 1000 to 2599

1060	1,067,000,000	1061	-64,000,000	1120	19,000,000
1480	54,000,000	1483	19,000,000	1599	1,095,000,000
1900	24,975,000,000	1901	-9,205,000,000	1920	1,318,000,000
2008	26,293,000,000	2009	-9,205,000,000	2010	363,000,000
2012	112,000,000	2178	475,000,000	2420	1,942,000,000
2421	589,000,000	2589	2,531,000,000	2599	21,189,000,000

Liabilities – lines 2600 to 3499

2620	3,075,000,000	2629	90,000,000	2700	450,000,000
2861	1,391,000,000	2960	19,000,000	3139	5,025,000,000
3140	7,727,000,000	3240	1,950,000,000	3320	2,044,000,000
3450	11,721,000,000	3499	16,746,000,000		

Shareholder equity – lines 3500 to 3640

3500	3,429,000,000	3541	5,000,000	3580	-9,000,000
3600	1,018,000,000	3620	4,443,000,000	3640	21,189,000,000

Retained earnings – lines 3660 to 3849

3660	3,610,000,000	3680	-1,702,000,000	3700	-890,000,000
3849	1,018,000,000				

SCHEDULE 125

GENERAL INDEX OF FINANCIAL INFORMATION – GIF1

Form identifier 125

Name of corporation	Business Number	Tax year-end Year Month Day
Hydro One Networks Inc.	87086 5821 RC0001	2015-10-31

Description

Sequence number 0003 01
--

Revenue – lines 8000 to 8299

8000 4,966,000,000	8089 4,966,000,000	8299 4,966,000,000
---------------------------	---------------------------	---------------------------

Cost of sales – lines 8300 to 8519

8320 2,557,000,000	8518 2,557,000,000	8519 2,409,000,000
---------------------------	---------------------------	---------------------------

Operating expenses – lines 8520 to 9369

8570 46,000,000	8623 64,909,611	8670 558,000,000
8710 303,000,000	9284 772,090,389	9367 1,744,000,000
9368 4,301,000,000	9369 665,000,000	

Extraordinary items and taxes – lines 9970 to 9999

9970 665,000,000	9990 2,365,000,000	9995 2,000,000
9999 -1,702,000,000		

Net Income (Loss) for Income Tax Purposes

SCHEDULE 1

Corporation's name Hydro One Networks Inc.	Business Number 87086 5821 RC0001	Tax year end YearMonth Day 2015-10-31
---	--------------------------------------	---

- The purpose of this schedule is to provide a reconciliation between the corporation's net income (loss) as reported on the financial statements and its net income (loss) for tax purposes. For more information, see the *T Corporation Income Tax Guide*.
- All legislative references are to the *Income Tax Act*.

Amount calculated on line 9999 from Schedule 125 -1,702,127,706 A

Add:

Provision for income taxes – current	101	2,364,220,358	
Provision for income taxes – deferred	102	2,470,611	
Interest and penalties on taxes	103	5,345	
Amortization of tangible assets	104	559,096,680	
Amortization of intangible assets	106	45,015,760	
Charitable donations and gifts from Schedule 2	112	520,642	
Taxable capital gains from Schedule 6	113	3,094	
Scientific research expenditures deducted per financial statements	118	2,384,790	
Non-deductible meals and entertainment expenses	121	2,080,465	
Reserves from financial statements – balance at the end of the year	126	2,050,508,096	
Subtotal of additions		5,026,305,841	5,026,305,841

Other additions:

Capital items expensed	206	6,414,924	
Debt issue expense	208	2,631,454	

Miscellaneous other additions:

600 Other Adds - See attached schedule	290	5,247,038	
601 US GAAP Adjustments for OPEB deducted in S(13)	291	126,667	
602 CCRA true up	292	7,676,257	
603 Federal apprenticeship credit prior year		938,800	
Total	293	938,800	
604 Capital Contributions received 12(1)(x)		155,391,689	
Legal Fees		84,239	
2015 Ontario apprentice underaccrual		844,173	
Total	294	156,320,101	

Subtotal of other additions **199** 179,355,241 179,355,241

Total additions **500** 5,205,661,082 5,205,661,082 B

Amount A plus amount B 3,503,533,376

Deduct:

Deferred and prepaid expenses	409	4,638,046	
SR&ED expenditures claimed in the year from Form T661 (line 460)	411	5,338,806	
Reserves from financial statements – balance at the beginning of the year	414	1,858,253,076	
Contributions to deferred income plans from Schedule 15	417	81,613,212	
Subtotal of deductions		1,949,843,140	1,949,843,140

Other deductions:

Miscellaneous other deductions:

700 Interest cap for acct, exp for tax (761401/761402)	390	42,401,291	
701 Capital Contributions - 13(7.4) election	391	155,391,689	
703 Deduct OPEB costs capitalized in Sch 13 addback		52,683,591	
Total	393	52,683,591	52,683,591
704 Other deductions (see attached)		66,069,059	
Income included in OCI		241,653	
Oct 2015 accrued OBRI credit		166,667	
2014 Prov to return for ONT ITC in OMA		39,515	
Restriction Transmission Assets (Write off of true up)		29,815	
2015 Ontario co-op overaccrual		172,033	
Total	394	66,718,742	66,718,742
Subtotal of other deductions	499	317,195,313	317,195,313
Total deductions	510	2,267,038,453	2,267,038,453
Net income (loss) for income tax purposes – enter on line 300 of the T2 return			1,236,494,923

Attached Schedule with Total

Line 208 – Debt issue expense

Title B-Sch 001- Debt issue expenses added back for tax (line 208)

Description	Amount
<u>Amortization of Underwriting fee (GL #761780)</u>	<u>1,716,730</u> 00
<u>Amortization of Prospectus fees (GL #761790)</u>	<u>157,882</u> 00
<u>Amortization of Upfront Loan Fee (included in GL #761730)</u>	<u>515,189</u> 00
<u>Amortization of Hedge Loss (GL# 761770)</u>	<u>241,653</u> 00
Total	2,631,454 00

Attached Schedule with Total

Line 704 – Amount

Title 704.1 - Amount for line 704.1

Description	Amount
Removal Costs	7,927,010 00
Reverse environmental interest reflected on S-13	7,851,412 00
MOF - interest adjustment	155,769 00
MOF - capital tax adjustment	325,035 00
Capitalized Overhead general and administration	47,413,850 00
Bond Premium/Discount Am	977,683 00
Landscaping adjustments	1,237,278 00
Amortization of Capital contribution (741701)	130,776 00
S 18(9.1) deduction	50,246 00
Total	66,069,059 00

Attached Schedule with Total

Line 206 – Capital items expensed

Title Line 206 – Capital items expensed

Description	Amount
Equipment under 2k (GL 620510)	443,069 00
Computer Application Software (AC 620046)	5,971,855 00
Total	6,414,924 00

Attached Schedule with Total

Line 391 – Amount for line 701

Title Line 391 – Amount for line 701

Explanatory note

Included in this return is an election under subsection 13(7.4) with respect to amounts that would normally be included in income under paragraph 12(1)(x). The amount in respect of which the election was made, and so was not included in income but was the amount by which the cost of depreciable property was reduced, is \$163,067,946.

Description	Amount
Subsection 13(7.4) Election	155,391,689 00
Total	155,391,689 00

Attached Schedule with Total

Line 103 – Interest and penalties on taxes

Title Line 103 – Interest and penalties on taxes

Description	Amount
Interest and penalties on taxes (GL 761681)	5,345.00
Total	5,345.00

Part 1 – Charitable donations

	Federal	Québec	Alberta
Charitable donations at the end of the previous tax year			
Deduct: Charitable donations expired after five tax years*	239		
Charitable donations at the beginning of the current tax year	240		
Add:			
Charitable donations transferred on an amalgamation or the wind-up of a subsidiary	250		
Total charitable donations made in the current year (enter this amount on line 112 of Schedule 1)	210 520,642	520,642	520,642
Subtotal (line 250 plus line 210)	520,642	520,642	520,642
Subtotal (amount B plus amount C)	520,642	520,642	520,642
Deduct: Adjustment for an acquisition of control	255		
Total charitable donations available (amount D minus amount on line 255)	520,642	520,642	520,642
Deduct: Amount applied in the current year against taxable income (cannot be more than amount O in Part 2) (enter this amount on line 311 of the T2 return)	260 520,642	520,642	520,642
Charitable donations closing balance (amount E minus amount on line 260)	280		
Ontario community food program donation for farmers included in the amount on line 260 (for donations made after December 31, 2013)	262		
Ontario community food program donation tax credit for farmers (amount on line 262 multiplied by 25 %)			1

Enter the amount from line 1 on line 420 of Schedule 5 *Tax Calculation Supplementary – Corporations*. The maximum amount you can claim in the current year is whichever is less; the Ontario income tax otherwise payable or the amount on line 1. For more information, see section 103.1.2 of the *Taxation Act, 2007* (Ontario).

* For the federal and Alberta, the gifts expire after five tax years. For Québec, gifts made in a tax year that ended before March 24, 2006, expire after five tax years and gifts made in a tax year that ended after March 23, 2006, expire after twenty tax years.

Amounts carried forward – Charitable donations

Year of origin:	Federal	Québec	Alberta
1 st prior year 2014-12-31			
2 nd prior year 2013-12-31			
3 rd prior year 2012-12-31			
4 th prior year 2011-12-31			
5 th prior year 2010-12-31			
6 th prior year* 2009-12-31			
7 th prior year 2008-12-31			
8 th prior year 2007-12-31			
9 th prior year 2006-12-31			
10 th prior year 2005-12-31			
11 th prior year 2004-12-31			
12 th prior year 2003-12-31			
13 th prior year 2002-12-31			
14 th prior year 2001-12-31			
15 th prior year 2000-12-31			
16 th prior year 1999-12-31			
17 th prior year			
18 th prior year			
19 th prior year			
20 th prior year			
21 st prior year*			
Total (to line A)			

* For the federal and Alberta, the 6th prior year gifts expire in the current year. For Québec, the 6th prior year gifts made in a tax year that ended before March 24, 2006, expire in the current year and the 2nd prior year gifts made in a tax year that ended after March 23, 2006, expire in the current year.

Part 2 – Calculation of the maximum allowable deduction for charitable donations

Net income for tax purposes* multiplied by 75 %		927,371,192	F
Taxable capital gains arising in respect of gifts of capital property included in Part 1 **	225		G
Taxable capital gain in respect of a disposition of a non-qualifying security under subsection 40(1.01)	227		H
The amount of the recapture of capital cost allowance in respect of charitable donations	230		
Proceeds of disposition, less outlays and expenses**	I		
Capital cost**	J		
Amount I or J, whichever is less	235		
Amount on line 230 or 235, whichever is less			K
			Subtotal (add amounts G, H, and K)
			L
			Amount L multiplied by 25 %
			M
		927,371,192	N
			Subtotal (amount F plus amount M)
Maximum allowable deduction for charitable donations (enter amount E from Part 1, amount N, or net income for tax purposes, whichever is less)		520,642	O

* For credit unions, subsection 137(2) states that this amount is before the deduction of payments pursuant to allocations in proportion to borrowing and bonus interest.

** This amount must be prorated by the following calculation: eligible amount of the gift **divided by** the proceeds of disposition of the gift.

Part 3 – Gifts to Canada, a province, or a territory

Gifts to Canada, a province, or a territory at the end of the previous tax year			A
Deduct: Gifts to Canada, a province, or a territory expired after five tax years	339		
Gifts to Canada, a province, or a territory at the beginning of the current tax year	340		B
Add:			
Gifts to Canada, a province, or a territory transferred on an amalgamation or the wind-up of a subsidiary	350		
Total gifts made to Canada, a province, or a territory in the current year*	310		
			Subtotal (line 350 plus line 310)
			C
			Subtotal (amount B plus amount C)
			D
Deduct:			
Adjustment for an acquisition of control	355		
Amount applied in the current year against taxable income (enter this amount on line 312 of the T2 return)	360		
			Subtotal (line 355 plus line 360)
			E
Gifts to Canada, a province, or a territory closing balance (amount minus amount E)		380	

* Not applicable for gifts made after February 18, 1997, unless a written agreement was made before this date. If no written agreement exists, enter the amount on line 210 and complete Part 2.

Part 4 – Gifts of certified cultural property

	Federal	Québec	Alberta
Gifts of certified cultural property at the end of the previous tax year			F
Deduct: Gifts of certified cultural property expired after five tax years*	439		
Gifts of certified cultural property at the beginning of the current tax year	440		G
Add:			
Gifts of certified cultural property transferred on an amalgamation or the wind-up of a subsidiary	450		
Total gifts of certified cultural property in the current year	410		
			Subtotal (line 450 plus line 410)
			H
			Subtotal (amount G plus amount H)
			I
Deduct:			
Adjustment for an acquisition of control	455		
Amount applied in the current year against taxable income (enter this amount on line 313 of the T2 return)	460		
			Subtotal (line 455 plus line 460)
			J
Gifts of certified cultural property closing balance (amount I minus amount J)			480

* For the federal and Alberta, the gifts expire after five tax years. For Québec, gifts made in a tax year that ended before March 24, 2006, expire after five tax years and gifts made in a tax year that ended after March 23, 2006, expire after twenty tax years.

Amount carried forward – Gifts of certified cultural property

Year of origin:		Federal	Québec	Alberta
1 st prior year	2014-12-31			
2 nd prior year	2013-12-31			
3 rd prior year	2012-12-31			
4 th prior year	2011-12-31			
5 th prior year	2010-12-31			
6 th prior year*	2009-12-31			
7 th prior year	2008-12-31			
8 th prior year	2007-12-31			
9 th prior year	2006-12-31			
10 th prior year	2005-12-31			
11 th prior year	2004-12-31			
12 th prior year	2003-12-31			
13 th prior year	2002-12-31			
14 th prior year	2001-12-31			
15 th prior year	2000-12-31			
16 th prior year	1999-12-31			
17 th prior year				
18 th prior year				
19 th prior year				
20 th prior year				
21 st prior year*				
Total				

* For the federal and Alberta, the 6th prior year gifts expire in the current year. For Québec, the 6th prior year gifts made in a tax year that ended before March 24, 2006, expire in the current year and the 2¹ prior year gifts made in a tax year that ended after March 23, 2006, expire in the current year.

Part 5 – Gifts of certified ecologically sensitive land

	Federal	Québec	Alberta
Gifts of certified ecologically sensitive land at the end of the previous tax year		K	
Deduct: Gifts of certified ecologically sensitive land expired after 5 tax years, or after 10 tax years for gifts made after February 10, 2014*	539		
Gifts of certified ecologically sensitive land at the beginning of the current tax year	540	L	
Add:			
Gifts of certified ecologically sensitive land transferred on an amalgamation or the wind-up of a subsidiary	550		
Total current-year gifts of certified ecologically sensitive land made before February 11, 2014	510		
Total current-year gifts of certified ecologically sensitive land made after February 10, 2014	520		
Subtotal (add lines 550, 510, and 520)		M	
Subtotal (amount L plus amount M)		N	
Deduct:			
Adjustment for an acquisition of control	555		
Amount applied in the current year against taxable income (enter this amount on line 314 of the T2 return)	560		
Subtotal (line 555 plus line 560)		O	
Gifts of certified ecologically sensitive land closing balance (amount N minus amount O)	580		

* For the federal and Alberta, gifts made before February 11, 2014, expire after five tax years and gifts made after February 10, 2014, expire after ten tax years. For Québec, gifts made during a tax year that ended before March 24, 2006, expire after five tax years and gifts made during a tax year that ended after March 23, 2006 expire after twenty tax years.

Amounts carried forward – Gifts of certified ecologically sensitive land

Amount of carried forward gifts made on or after February 11, 2014, in the tax year including this date				
Year of origin:		Federal	Québec	Alberta
1 st prior year	2014-12-31			
2 nd prior year	2013-12-31			
3 rd prior year	2012-12-31			
4 th prior year	2011-12-31			
5 th prior year	2010-12-31			
6 th prior year*	2009-12-31			
7 th prior year	2008-12-31			
8 th prior year	2007-12-31			
9 th prior year	2006-12-31			
10 th prior year	2005-12-31			
11 th prior year*	2004-12-31			
12 th prior year	2003-12-31			
13 th prior year	2002-12-31			
14 th prior year	2001-12-31			
15 th prior year	2000-12-31			
16 th prior year	1999-12-31			
17 th prior year				
18 th prior year				
19 th prior year				
20 th prior year				
21 st prior year*				
Total				

* For the federal and Alberta, gifts made before February 11, 2014, expire after five tax years and gifts made after February 10, 2014, expire after ten tax years. The field "Amount of carried forward gifts made on or after February 11, 2014, in the tax year including this date" is used to determine the portion of the gifts made in the tax year straddling February 11, 2014, that expires after ten tax years.
 For Québec, gifts made during a tax year that ended before March 24, 2006, expire after five tax years and gifts made in a tax year that ended after March 23, 2006, expire after twenty tax years.

Part 6 – Additional deduction for gifts of medicine

	Federal	Québec	Alberta
Additional deduction for gifts of medicine at the end of the previous tax year	P		
Deduct: Additional deduction for gifts of medicine expired after five tax years	639		
Additional deduction for gifts of medicine at the beginning of the current tax year	640	Q	
Add:			
Additional deduction for gifts of medicine transferred on an amalgamation or the wind-up of a subsidiary	650		
Additional deduction for gifts of medicine for the current year:			
Proceeds of disposition	602	1	1
Cost of gifts of medicine	601	2	2
Subtotal (line 1 minus line 2)		3	3
Line 3 multiplied by 50 %		4	4
Eligible amount of gifts	600	5	5
Federal			
a _____ x $\left(\frac{b}{c}\right)$ = Additional deduction for gifts of medicine for the current year	610		
Québec			
a _____ x $\left(\frac{b}{c}\right)$ = Additional deduction for gifts of medicine for the current year			
Alberta			
a _____ x $\left(\frac{b}{c}\right)$ = Additional deduction for gifts of medicine for the current year			
where:			
a is the lesser of line 2 and line 4			
b is the eligible amount of gifts (line 600)			
c is the proceeds of disposition (line 602)			
Subtotal (line 650 plus line 610)		R	
Subtotal (amount Q plus amount R)		S	
Deduct:			
Adjustment for an acquisition of control	655		
Amount applied in the current year against taxable income (enter this amount on line 315 of the T2 return)	660		
Subtotal (line 655 plus line 660)		T	
Additional deduction for gifts of medicine closing balance (amount S minus amount T)	680		

Amounts carried forward – Additional deduction for gifts of medicine

Year of origin:	Federal	Québec	Alberta
1 st prior year 2014-12-31			
2 nd prior year 2013-12-31			
3 rd prior year 2012-12-31			
4 th prior year 2011-12-31			
5 th prior year 2010-12-31			
6 th prior year* 2009-12-31			
Total			

* These donations expired in the current year.

Québec – Gifts of musical instruments

Gifts of musical instruments at the end of the previous tax year	_____	A
Deduct: Gifts of musical instruments expired after twenty tax years	_____	B
Gifts of musical instruments at the beginning of the tax year	_____	C
Add:		
Gifts of musical instruments transferred on an amalgamation or the wind-up of a subsidiary	_____	D
Total current-year gifts of musical instruments	_____	E
	Subtotal (line D plus line E)	=====
		F
Deduct: Adjustment for an acquisition of control	_____	G
Total gifts of musical instruments available	_____	H
Deduct: Amount applied against taxable income	_____	I
Gifts of musical instruments closing balance	=====	J

Amounts carried forward – Gifts of musical instruments

Year of origin:		Québec
1 st prior year	2014-12-31	_____
2 nd prior year	2013-12-31	_____
3 rd prior year	2012-12-31	_____
4 th prior year	2011-12-31	_____
5 th prior year	2010-12-31	_____
6 th prior year*	2009-12-31	_____
7 th prior year	2008-12-31	_____
8 th prior year	2007-12-31	_____
9 th prior year	2006-12-31	_____
10 th prior year	2005-12-31	_____
11 th prior year	2004-12-31	_____
12 th prior year	2003-12-31	_____
13 th prior year	2002-12-31	_____
14 th prior year	2001-12-31	_____
15 th prior year	2000-12-31	_____
16 th prior year	1999-12-31	_____
17 th prior year	_____	_____
18 th prior year	_____	_____
19 th prior year	_____	_____
20 th prior year	_____	_____
21 st prior year*	_____	_____
Total		=====

* These gifts expired in the current year.

DIVIDENDS RECEIVED, TAXABLE DIVIDENDS PAID, AND PART IV TAX CALCULATION

SCHEDULE 3

Name of corporation Hydro One Networks Inc.	Business Number 87086 5821 RC0001	Tax year-end Year Month Day 2015-10-31
--	--------------------------------------	--

- This schedule is for the use of any corporation to report:
 - non-taxable dividends under section 83;
 - deductible dividends under subsection 138(6);
 - taxable dividends deductible from income under section 112, subsection 113(2) and paragraphs 113(1)(a), (b) or (d); or
 - taxable dividends paid in the tax year that qualify for a dividend refund.
- The calculations in this schedule apply only to private or subject corporations.
- Parts, sections, subsections, and paragraphs referred to on this schedule are from the federal *Income Tax Act*.
- A recipient corporation is connected with a payer corporation at any time in a tax year, if at that time the recipient corporation:
 - controls the payer corporation, other than because of a right referred to in paragraph 251(5)(b); or
 - owns more than 10% of the issued share capital (with full voting rights), and shares that have a fair market value of more than 10% of the fair market value of all shares of the payer corporation.
- File one completed copy of this schedule with your *T2 Corporation Income Tax Return*.
- Column A – Enter "X" if dividends received from a foreign source (connected corporation only).
- Column F1 – Enter the amount of dividends received reported in column 240 that are eligible.
- Column F2 – Enter the code that applies to the deductible taxable dividend.
- Column FF – Indicate if the dividends have been received before January 1, 2016, or after December 31, 2015. This information is required to determine the appropriate rate for the Part IV tax calculation.

Part 1 – Dividends received in the tax year

Do not include dividends received from foreign non-affiliates.

Name of payer corporation (from which the corporation received the dividend)	Complete if payer corporation is connected				E Non-taxable dividend under section 83
	A	B Enter 1 if payer corporation is connected	C Business Number of connected corporation	D Tax year-end of the payer corporation in which the sections 112/113 and subsection 138(6) dividends in column F were paid YYYY/MM/DD (See note)	
200		205	210	220	230
Total (enter on line 402 of Schedule 1)					

Note: If your corporation's tax year-end is different than that of the connected payer corporation, your corporation could have received dividends from more than one tax year of the payer corporation. If so, use a separate line to provide the information for each tax year of the payer corporation. For more details, consult the Help.

F Taxable dividends deductible from taxable income under section 112, subsections 113(2) and 138(6), and paragraphs 113(1)(a), (b), or (d)*	F1 Eligible dividends (included in column F)	F2	FF	Complete if payer corporation is connected		I Part IV tax before deductions F x rate ***
				G Total taxable dividends paid by connected payer corporation (for tax year in column D)	H Dividend refund of the connected payer corporation (for tax year in column D)**	
240				250	260	270
Total (enter the amount from column F on line 320 of the T2 return and amount J in Part 2)						J

Total (enter the amount from column F on line 320 of the T2 return and amount J in Part 2)

* If taxable dividends are received, enter the amount in column 240, but if the corporation is not subject to Part IV tax (such as a public corporation other than a subject corporation as defined in subsection 186(3)), enter "0" in column 270. Life insurers are not subject to Part IV tax on subsection 138(6) dividends.

** If the connected payer corporation's tax year ends after the corporation's balance-due day for the tax year (two or three months, as applicable), you have to estimate the payer's dividend refund when you calculate the corporation's Part IV tax payable.

*** For dividends received from connected corporations: Part IV tax = $\frac{\text{Column F} \times \text{Column H}}{\text{Column G}}$

Rate: The Part IV tax rate is 38 1/3% for dividends received after December 31, 2015, and 33 1/3% for dividends received before January 1, 2016.

Part 2 – Calculation of Part IV tax payable

Part IV tax before deductions (amount J in Part 1)

Deduct:
Part IV.I tax payable on dividends subject to Part IV tax **320**
Subtotal

Deduct:
Current-year non-capital loss claimed to reduce Part IV tax **330**
Non-capital losses from previous years claimed to reduce Part IV tax **335**
Current-year farm loss claimed to reduce Part IV tax **340**
Farm losses from previous years claimed to reduce Part IV tax **345**
Total losses applied against Part IV tax x 1 / 3 =

Part IV tax payable (enter amount on line 712 of the T2 return) **360**

Part 3 – Taxable dividends paid in the tax year that qualify for a dividend refund

A	B	C	D	D1
Name of connected recipient corporation	Business Number	Tax year end of connected recipient corporation in which the dividends in column D were received YYYY/MM/DD (See note)	Taxable dividends paid to connected corporations	Eligible dividends (included in column D)
400	410	420	430	
1 Hydro One Inc.	86999 4731 RC0001	2015-12-31	870,455,244	

Note
If your corporation's tax year-end is different than that of the connected recipient corporation, your corporation could have paid dividends in more than one tax year of the recipient corporation. If so, use a separate line to provide the information for each tax year of the recipient corporation. For more details, consult the Help.

Total **870,455,244**

Total taxable dividends paid in the tax year to other than connected corporations **450**

Eligible dividends (included in line 450) 450a

Total taxable dividends paid in the tax year that qualify for a dividend refund (total of column D above plus line 450) **460** **870,455,244**

Part 4 – Total dividends paid in the tax year

Complete this part if the total taxable dividends paid in the tax year that qualify for a dividend refund (line 460 above) is different from the total dividends paid in the tax year.

Total taxable dividends paid in the tax year for the purposes of a dividend refund (from above) 870,455,244

Other dividends paid in the tax year (total of 510 to 540)

Total dividends paid in the tax year **500** **870,455,244**

Deduct:
Dividends paid out of capital dividend account **510**
Capital gains dividends **520**
Dividends paid on shares described in subsection 129(1.2) **530**
Taxable dividends paid to a controlling corporation that was bankrupt at any time in the year **540**
Subtotal

Total taxable dividends paid in the tax year that qualify for a dividend refund **870,455,244**

Tax Calculation Supplementary – Corporations

Corporation's name Hydro One Networks Inc.	Business Number 87086 5821 RC0001	Tax year-end Year Month Day 2015-10-31
---	--------------------------------------	--

- Use this schedule if, during the tax year, the corporation:
 - had a permanent establishment in more than one jurisdiction (corporations that have no taxable income should only complete columns A, B and D in Part 1);
 - is claiming provincial or territorial tax credits or rebates (see Part 2); or
 - has to pay taxes, other than income tax, for Newfoundland and Labrador, or Ontario (see Part 2).
- Regulations mentioned in this schedule are from the *Income Tax Regulations*.
- For more information, see the *T2 Corporation – Income Tax Guide*.
- Enter the regulation number in field 100 of Part 1.

Part 1 – Allocation of taxable income

100		Enter the Regulation that applies (402 to 413).			
A	B	C	D	E	F
Jurisdiction Tick yes if the corporation had a permanent establishment in the jurisdiction during the tax year. *	Total salaries and wages paid in jurisdiction	(B x taxable income**) / G	Gross revenue	(D x taxable income**) / H	Allocation of taxable income (C + E) x 1/2*** (where either G or H is nil, do not multiply by 1/2)
Newfoundland and Labrador 003 1 Yes <input type="checkbox"/>	103		143		
Newfoundland and Labrador Offshore 004 1 Yes <input type="checkbox"/>	104		144		
Prince Edward Island 005 1 Yes <input type="checkbox"/>	105		145		
Nova Scotia 007 1 Yes <input type="checkbox"/>	107		147		
Nova Scotia Offshore 008 1 Yes <input type="checkbox"/>	108		148		
New Brunswick 009 1 Yes <input type="checkbox"/>	109		149		
Quebec 011 1 Yes <input type="checkbox"/>	111		151		
Ontario 013 1 Yes <input type="checkbox"/>	113		153		
Manitoba 015 1 Yes <input type="checkbox"/>	115		155		
Saskatchewan 017 1 Yes <input type="checkbox"/>	117		157		
Alberta 019 1 Yes <input type="checkbox"/>	119		159		
British Columbia 021 1 Yes <input type="checkbox"/>	121		161		
Yukon 023 1 Yes <input type="checkbox"/>	123		163		
Northwest Territories 025 1 Yes <input type="checkbox"/>	125		165		
Nunavut 026 1 Yes <input type="checkbox"/>	126		166		
Outside Canada 027 1 Yes <input type="checkbox"/>	127		167		
Total		G	169	H	

* "Permanent establishment" is defined in Regulation 400(2).

** If the corporation has income or loss from an international banking centre: the taxable income is the amount on line 360 or line Z of the T2 return plus the total amount not required to be included, minus the total amount not allowed to be deducted, in calculating the corporation's income under section 33.1 of the federal *Income Tax Act*. This does not apply to tax years starting after March 20, 2013.

*** For corporations other than those described under Regulation 402, use the appropriate calculation described in the Regulations to allocate taxable income.

Notes:

- After determining the allocation of taxable income, you have to calculate the corporation's provincial or territorial tax payable. For more information on how to calculate the tax for each province or territory, see the instructions for Schedule 5 in the *T2 Corporation – Income Tax Guide*
- If the corporation has provincial or territorial tax payable, complete Part 2.

Part 2 – Ontario tax payable, tax credits, and rebates

Total taxable income	Income eligible for small business deduction	Provincial or territorial allocation of taxable income	Provincial or territorial tax payable before credits
1,235,974,281		1,235,974,281	142,137,042
Ontario basic income tax (from Schedule 500)			270 142,137,042
Deduct: Ontario small business deduction (from Schedule 500)			402
			Subtotal 142,137,042 A6
Add:			
Ontario additional tax re Crown royalties (from Schedule 504)			274
Ontario transitional tax debits (from Schedule 506)			276
Recapture of Ontario research and development tax credit (from Schedule 508)			277
			Subtotal B6
			Subtotal (amount A6 plus amount B6) 142,137,042 C6
Deduct:			
Ontario resource tax credit (from Schedule 504)			404
Ontario tax credit for manufacturing and processing (from Schedule 502)			406
Ontario foreign tax credit (from Schedule 21)			408
Ontario credit union tax reduction (from Schedule 500)			410
Ontario transitional tax credits (from Schedule 506)			414
Ontario political contributions tax credit (from Schedule 525)			415
			Subtotal D6
			Subtotal (amount C6 minus amount D6) (if negative, enter "0") 142,137,042 E6
Deduct: Ontario research and development tax credit (from Schedule 508)			416 296,848
Ontario corporate income tax payable before Ontario corporate minimum tax credit and Ontario community food program donation tax credit for farmers (amount E6 minus amount on line 416) (if negative, enter "0")			141,840,194 F6
Deduct:			
Ontario corporate minimum tax credit (from Schedule 510)			418
Ontario community food program donation tax credit for farmers (from Schedule 2)			420
Ontario corporate income tax payable (amount F6 minus amounts on line 418 and line 420) (if negative, enter "0")			141,840,194 G6
Add:			
Ontario corporate minimum tax (from Schedule 510)			278
Ontario special additional tax on life insurance corporations (from Schedule 512)			280
			Subtotal H6
Total Ontario tax payable before refundable credits (amount G6 plus amount H6)			141,840,194 I6
Deduct:			
Ontario qualifying environmental trust tax credit			450
Ontario co-operative education tax credit (from Schedule 550)			452 952,967
Ontario apprenticeship training tax credit (from Schedule 552)			454 5,221,673
Ontario computer animation and special effects tax credit (from Schedule 554)			456
Ontario film and television tax credit (from Schedule 556)			458
Ontario production services tax credit (from Schedule 558)			460
Ontario interactive digital media tax credit (from Schedule 560)			462
Ontario sound recording tax credit (from Schedule 562)			464
Ontario book publishing tax credit (from Schedule 564)			466
Ontario innovation tax credit (from Schedule 566)			468
Ontario business-research institute tax credit (from Schedule 568)			470
			Subtotal 6,174,640 J6
Net Ontario tax payable or refundable credit (amount I6 minus amount J6)			290 135,665,554 K6

(if a credit, enter a negative amount) Include this amount on line 255.

Summary

Enter the total net tax payable or refundable credits for all provinces and territories on line 255.

Net provincial and territorial tax payable or refundable credits **255** 135,665,554

If the amount on line 255 is positive, enter the net provincial and territorial tax payable on line 760 of the T2 return.

If the amount on line 255 is negative, enter the net provincial and territorial refundable tax credits on line 812 of the T2 return.

Summary of Dispositions of Capital Property

Corporation's name Hydro One Networks Inc.	Business number 87086 5821 RC0001	Tax year-end Year Month Day 2015-10-31
---	--	--

- Use this schedule if your corporation disposed of (actual or deemed) capital property or claimed an allowable business investment loss (ABIL), or both, in the tax year.
- Also use this schedule to make a designation under paragraph 111(4)(e) of the *Income Tax Act* if control of the corporation has been acquired by a person or a group of persons.
- For more information, see the section called "Schedule 6, Summary of Dispositions of Capital Property" in Guide T4012, *Corporation – Income Tax Guide*.

Designation under paragraph 111(4)(e) of the Income Tax Act

Are any dispositions shown on this schedule related to deemed dispositions designated under paragraph 111(4)(e)? **050** 1 Yes 2 No

If **yes**, attach a statement specifying which properties such a designation applies to.

Part 1 – Shares

1 Number of shares	2 Name of corporation in which the shares are held	3 Class of shares	4 Date of Acquisition YYYY/MM/DD	5 Proceeds of disposition	6 Adjusted cost base	7 Outlays and expenses from disposition	8 Gain (or loss) (column 5 minus columns 6 and 7)	Foreign source
100	105	106	110	120	130	140	150	
Totals								
Total adjustment under subsection 112(3) of the Act to all losses identified in Part 1								160
Actual gain or loss from the disposition of shares (total of column 8 plus line 160)								A

Part 2 – Real estate (Do not include losses on depreciable property)

1 Municipal address of real estate 1 = Address 1 2 = Address 2 3 = City 4 = Province, Country, Postal Code and Zip Code or Foreign Postal Code	2 Date of Acquisition YYYY/MM/DD	3 Proceeds of disposition	4 Adjusted cost base	5 Outlays and expenses from disposition	6 Gain (or loss) (column 3 minus columns 4 and 5)	Foreign source
200	210	220	230	240	250	
1 30 Second Street NIPIGON ON CA POT 2J0	1984-07-01	22,808	16,621		6,187	
Totals				22,808	16,621	6,187
						B

Part 3 – Bonds

1 Face value of bonds	2 Maturity date YYYY/MM/DD	3 Name of bond issuer	4 Date of Acquisition YYYY/MM/DD	5 Proceeds of disposition	6 Adjusted cost base	7 Outlays and expenses from disposition	8 Gain (or loss) (column 5 minus columns 6 and 7)	Foreign source
300	305	307	310	320	330	340	350	
Totals								
								C

Part 4 – Other properties (Do not include losses on depreciable property)

1 Description of other property	2 Date of Acquisition YYYY/MM/DD	3 Proceeds of disposition	4 Adjusted cost base	5 Outlays and expenses from disposition	6 Gain (or loss) (column 3 minus columns 4 and 5)	Foreign source
400		420	430	440	450	
Totals						D

Note
Other property includes capital debts established as bad debts, as well as amounts that arise from foreign currency transactions.

Part 5 – Personal-use property (Do not include listed personal property)

1 Description of personal-use property	2 Date of Acquisition YYYY/MM/DD	3 Proceeds of disposition	4 Adjusted cost base	5 Outlays and expenses from disposition	6 Gain only (column 3 minus columns 4 and 5; if negative, enter "0")	Foreign source
500		520	530	540	550	
Totals						E

Note
You cannot deduct losses on dispositions of personal-use property (other than listed personal property) from your income.

Part 6 – Listed personal property

1 Description of listed personal property	2 Date of Acquisition YYYY/MM/DD	3 Proceeds of disposition	4 Adjusted cost base	5 Outlays and expenses from disposition	6 Gain (or loss) (column 3 minus columns 4 and 5)	Foreign source
600		620	630	640	650	
Totals						

Deduct: Unapplied listed personal property losses from other years (amount from line 530 of Schedule 4, *Corporation Loss Continuity and Application*) **655**

Net gains (or losses) from the disposition of listed personal property (total of column 6 minus line 655) **F**

Note
Net listed personal property losses can only be applied against listed personal property gains.

Part 7 – Property qualifying for and resulting in an allowable business investment loss

1 Name of small business corporation	2 Shares, enter 1; debt, enter 2	3 Date of Acquisition YYYY/MM/DD	4 Proceeds of disposition	5 Adjusted cost base	6 Outlays and expenses from disposition	7 Loss only (column 4 minus columns 5 and 6)	Foreign source
900		910	920	930	940	950	
Totals							

Allowable business investment losses (ABILs) Total of Column 7 _____ x 50.0000 % = **G**

Enter amount G on line 406 of Schedule 1, *Net Income (Loss) for Income Tax Purposes*.

Note
Properties listed in Part 7 should not be included in any other parts of this schedule.

Part 8 – Capital gains or losses

Total of amounts A to F (do not include amount F if it is a loss)	6,187	H
Add:		Foreign source <input type="checkbox"/>
Capital gains dividend received in the year	875	I <input type="checkbox"/>
Capital gains reserve opening balance (from Part 1 of Schedule 13 <i>Continuity of Reserves</i> , enter the amount from line 8, <i>Balance at the beginning of the year plus</i> the amount from line 9, <i>Transfer on an amalgamation or the wind-up of a subsidiary</i>)	880	J
Subtotal (total of amounts H to J)	6,187	K
Deduct: Capital gains reserve closing balance (from Schedule 13)	885	L
Capital gains or losses, excluding ABILs (amount K minus amount L)	890	M

Part 9 – Taxable capital gains and total capital losses

Capital gains or losses, excluding ABILs (amount from line 890 in Part 8)	6,187	N
Deduct the following amounts included in amount N, that are subject to the zero inclusion rate:		
Note When a taxpayer is entitled to an advantage in respect of a donation, the zero inclusion rate is restricted to only part of the taxpayer's capital gain on disposition of the property. See section 38.2 of the Act for more information.		
Gain on the donation to a qualified donee of a share, debt obligation, or right listed on a designated stock exchange and other securities under subparagraphs 38(a.1)(i) and (iii) of the Act	895	a <input type="checkbox"/>
Gain on the donation to a qualified donee of ecologically sensitive land under paragraph 38(a.2) of the Act*	896	b <input type="checkbox"/>
Exempt portion of the gain on the donation of securities arising from the exchange of a partnership interest under paragraph 38(3)		b-2 <input type="checkbox"/>
Subtotal (amount a plus amount b plus b-2)		O
Subtotal (amount N minus amount O)	6,187	P
Add:		
Deemed capital gain from the donation of property included in a flow-through share class of property to a qualified donee under subsection 40(12) of the Act:		
Exemption threshold at time of disposition	897	c
The total of all capital gains from the disposition of the actual property	898	d
Amount c or amount d, whichever is less		Q <input type="checkbox"/>
Taxable capital gains under section 34.2 of the Act (line 275 of Schedule 73, <i>Income Inclusion Summary for Corporations that are Members of Partnerships</i>)	x	2 = 899
Subtotal (total of amounts P to R)	6,187	S
Deduct:		
Allowable capital losses under section 34.2 of the Act (line 285 of Schedule 73, <i>Income Inclusion Summary for Corporations that are Members of Partnerships</i>)	x	2 = 901
Total capital gains or losses (amount S minus amount T)	6,187	U
Taxable capital gains or total capital losses		
Total capital losses (amount U, if amount U is negative; if amount U is positive, enter "0")		V
Enter amount V on line 210 of Schedule 4.		
Taxable capital gains (if amount U is positive, enter amount U <u>6,187</u> multiplied by 50.0000 %; if amount U is negative, enter "0")		3,094
Enter amount W on line 113 of Schedule 1.		

* Do not include gains on donations of ecologically sensitive land to a private foundation.

Aggregate Investment Income and Active Business Income

Corporation's name	Business number	Tax year-end Year Month Day
Hydro One Networks Inc.	87086 5821 RC0001	2015-10-31

- This schedule is for the use of Canadian-controlled private corporations (CCPCs) to calculate:
 - for the purpose of determining the refundable portion of Part I tax, aggregate investment income and foreign investment income, as defined in subsection 129(4) of the *Income Tax Act*;
 - specified partnership income, when the CCPC is a member of one or more partnership(s); and
 - income from an active business carried on in Canada for the small business deduction.
- For more information, see the sections called "Small Business Deduction" and "Refundable Portion of Part I Tax" in Guide T4012, *T2 Corporation – Income Tax Guide*.

Part 1 – Aggregate investment income

The aggregate investment income is the aggregate world source income.

Eligible portion of taxable capital gains for the year	002	3,094	A
Deduct:			
Eligible portion of allowable capital losses for the year (including allowable business investment losses)	012	a	
Net capital losses of previous years claimed on line 332 on the T2 return	022	b	
Subtotal (amount a plus amount b)			B
		Amount A minus amount B (if negative, enter "0")	3,094 C
Total income from property (include income from a specified investment business carried on in Canada other than income from a source outside Canada)	032	c	
Deduct:			
Exempt income	042	1	
Amounts received from AgrilInvest Fund No. 2 that were included in computing the corporation's income for the year	052	2	
Taxable dividends deductible (total of column F on Schedule 3 minus related expenses)	062	3	
Business income from an interest in a trust that is considered property income under paragraph 108(5)(a)	072	4	
Subtotal (add amounts 1 to 4)			d
		Subtotal (amount c minus amount d)	D
		Amount C plus amount D	3,094 E
Total losses from property (include losses from a specified investment business carried on in Canada other than a loss from a source outside Canada)	082	F	
		Amount E minus amount F (if negative, enter "0")	092 3,094 G
Enter amount G on line 440 of the T2 return.			

Part 2A – Canadian investment income calculation

Eligible portion of taxable capital gains for the year before taking into account the capital gains reserve (federal) of Schedule 13	3,094	1.1	
Reserve's eligible portion (addition/deduction)		1.2	
Taxable capital gains under section 34.2 of the ITA		1.3	
The eligible portion of taxable capital gains for the year after taking into account the capital gains reserve (federal) of Schedule 13 (total of amounts 1.1, 1.2 and 1.3)	3,094	▶	3,094 1a
Deduct:			
Eligible portion of allowable capital losses for the year (including allowable business investment losses)			2a
Net capital losses of previous years of other years claimed on line 332 on the T2 return			3a
Allowable capital losses under section 34.2 of the ITA			3.1
Total of amounts 2a, 3a and 3.1		▶	4a
			Amount 1a minus amount 4a (if negative, enter "0")
			<u>3,094 5a</u>
Taxable dividends		6.1	
Rental property income (under regulation 1100(11))		6.2	
Other property income		6.3	
Property income under section 34.2 of the ITA (line 280 of Schedule 73, <i>Income Inclusion Summary for Corporations that are Members of Partnerships</i>)		6.4	
Total property income from Canadian sources		▶	6a
Deduct:			
Exempt income		7a	
Amounts received from AgrilInvest Fund No. 2 that were included in computing the corporation's income for the year		8a	
Taxable dividends deductible (total of column F on Schedule minus related expenses)		9a	
Business income from an interest in a trust that is considered property income under paragraph 108(5)(a)		10a	
Total of amounts 7a to 10a		▶	11a
			Amount 6a minus amount 11a
			<u>3,094 12a</u>
Amount 5a plus amount 12a			3,094 13a
Rental property losses (under regulation 1100(11))		14.1	
Dividend losses		14.2	
Other property losses		14.3	
Property losses under section 34.2 of the ITA (line 280 of Schedule 73, <i>Income Inclusion Summary for Corporations that are Members of Partnerships</i>)		14.4	
Total property losses from Canadian sources		▶	14a
Amount 13a minus amount 14a (if negative, enter "0")			<u>3,094 15a</u>

Part 2 – Foreign investment income

The foreign investment income is all income from sources **outside Canada**.

Eligible portion of taxable capital gains for the year before taking into account the capital gains reserve (federal) of Schedule 13	_____	H1	
Reserve's eligible portion (addition/deduction)	_____	H2	
Taxable capital gains under section 34.2 of the ITA*	_____	H3	
Eligible portion of taxable capital gains for the year after taking into account the capital gains reserve (federal) of Schedule 13 (total of amounts H1, H2 and H3)	_____	001	H
Allowable capital losses for the year	_____	I1	
Allowable capital losses under section 34.2 of the ITA*	_____	I2	
Eligible portion of allowable capital losses for the year (including allowable business investment losses) (total of amounts I1 and I2)	_____	009	I
Subtotal (amount H minus amount I) (if negative, enter "0")			J
Taxable dividends	_____	e1	
Rental property income (under regulation 1100(11))	_____	e2	
Other property income	_____	e3	
Property income under section 34.2 of the ITA (line 280 of Schedule 73, <i>Income Inclusion Summary for Corporations that are Members of Partnerships</i>)*	_____	e4	
Total income from property from a source outside Canada (net of related expenses)	_____	019	e
Deduct:			
Exempt income	029 _____	5	
Taxable dividends deductible (total of column F on Schedule 3 minus related expenses)	049 _____	6	
Business income from an interest in a trust that is considered property income under paragraph 108(5)(a)	059 _____	7	
Subtotal (add amounts 5 to 7)			f
Subtotal (amount e minus amount f)			K
Amount J plus amount K			L
Rental property losses (under regulation 1100(11))	_____	M1	
Dividend losses	_____	M2	
Other property losses	_____	M3	
Property losses under section 34.2 of the ITA (line 280 of Schedule 73, <i>Income Inclusion Summary for Corporations that are Members of Partnerships</i>)*	_____	M4	
Total losses from property from a source outside Canada	_____	069	M
Amount L minus amount M (if negative, enter "0") (enter amount N on line 445 of the T2 return)	_____	079	N

* When an amount is entered on these lines, the amounts calculated for the taxable capital gains or allowable capital losses on lines 1.3 and 3.1 as well as property income or losses on lines 6.4 and 14.3 in Part 2A, "Canadian investment income calculation" are automatically updated. For more details, press F1 to consult the Help.

Net taxable dividends	Canadian	Foreign	Total
Taxable dividends deducted per schedule 3			
Less: Expenses related to such dividends			
Total expenses			
Net taxable dividends			

Part 3 – Specified partnership income

A				B	C	D1
Partnership name		Partnership's account number		Total income (loss) partnership from active business	Corporation's share of amount column B	Adjustment under section 34.2*
200				300	310	
D2	D	E	F	G	H	I
Expenses incurred to earn partnership income	Adjustments (add or deduct the prorated amounts calculated under section 34.2* and deduct expenses incurred by the corporation to earn partnership income) (column D1 minus column D2)	Corporation's income (loss) of the partnership (column C plus column D)	Number of days in the partnership's fiscal period	Prorated business limit (column C ÷ column B) x [\$500,000 x (column F ÷ 365)] (if column C is negative, enter "0")**	Column E minus column G (if negative, enter "0")	Lesser of columns E and G (if column E is negative, enter "0")
	315	320	325	330		340
		Total 350		Total 385		360

Corporation's losses for the year from an active business carried on in Canada (other than as a member of a partnership) – enter as a positive amount **370** _____ g

Specified partnership loss of the corporation for the year – enter as a positive amount (total of all negative amounts in column E) **380** _____ h

Subtotal (amount g plus amount h) _____ i

Amount at line 385 or amount i, whichever is less **390** _____ O

Specified partnership income (line 360 plus amount O) **400** _____ P

Enter amount P at line T in Part 4.

Part 3 – Specified partnership income (continued)

* In general, amounts included under subsections 34.2(2), (3), and (12) or claimed under subsections 34.2(4) and (11) are deemed to have **the same character** and be in **the same proportions** as the partnership income they relate to. For example, if a corporation receives \$100,000 of partnership income for the partnership's fiscal period ending in its tax year, and that income is made up of \$40,000 of active business income, \$30,000 of income from property, and \$30,000 as a taxable capital gain, the corporation's adjusted stub period accrual (ASPA) in respect of the partnership would be 40% active business income, 30% property income, and 30% taxable capital gains. Add or deduct **only the portion** of the following amounts that is deemed under subsection 34.2(5) to be **active business income**:

Add:

- the ASPA under subsection 34.2(2) (column 4 of Schedule 73)
- the income inclusion for a new corporate member of a partnership under subsection 34.2(3) (column 6 of Schedule 73)
- the previous-year transitional reserve under subsection 34.2(12) (column 12 of Schedule 73)

Deduct:

- the previous-year ASPA under subsection 34.2(4) (column 5 of Schedule 73)
- the previous-year income inclusion for a new corporate member of a partnership under subsection 34.2(4) (column 7 of Schedule 73)
- the current-year transitional reserve under subsection 34.2(11) (column 11 of Schedule 73)

** When a partnership carries on more than one business, one of which generates income and another of which realizes a loss, the loss is not netted against the partnership's income for the purpose of calculating the prorated business limit in column G. Enter on line h the total of all loss from column E.

Part 4 – Partnership income not eligible for the small business deduction

Corporation's share of partnership income from active businesses carried on in Canada after deducting related expenses – from line 350 in Part 3 (if the net amount is negative, enter "0" on line U)		_____	Q
Specified partnership loss (from amount h in Part 3)	_____	_____	R
	Subtotal (amount Q plus amount R)	_____	S
Deduct:			
Specified partnership income (from amount P in Part 3)	_____	_____	T
Partnership income not eligible for the small business deduction (amount S minus amount T)	_____	450	U
(enter on line p in Part 5)			

Part 5 – Income from active business carried on in Canada

Net income for income tax purposes from line 300 of the T2 return	_____	1,236,494,923	j
Plus:			
Allowable business investment loss from line 406 of Schedule 1	_____	_____	k
	Subtotal (amount j plus amount k)	1,236,494,923	1,236,494,923 v
Deduct:			
Foreign business income after deducting related expenses	_____	500	l
Taxable capital gains from line 113 of Schedule 1	_____	3,094	m
Net property income (amount c** minus amounts 1, 2, and P* in Part 1)	_____	_____	n
Personal services business income and other income after deducting related expenses	_____	520	o
	Subtotal (add amounts l to o)	3,094	3,094 w
Net amount (amount v minus amount w)	_____	1,236,491,829	x
Deduct:			
Partnership income not eligible for the small business deduction (amount U in Part 4)	_____	_____	p
Income allocated to the corporation under subsection 96(1.1)	_____	530	q
	Subtotal (amount p plus amount q)	_____	Y
Income from active business carried on in Canada (amount X minus amount Y)	_____	1,236,491,829	Z
(enter amount Z on line 400 of the T2 return - if negative, enter "0")			

* If negative, enter amount in brackets, and **add** instead of **subtracting**.

** Net of related expenses.

Capital Cost Allowance (CCA)

Corporation's name Hydro One Networks Inc.	Business Number 87086 5821 RC0001	Tax year end Year Month Day 2015-10-31
---	--------------------------------------	--

For more information, see the section called "Capital Cost Allowance" in the *2015 Corporation Income Tax Guide*.

Is the corporation electing under Regulation 1101(5q)? **101** 1 Yes 2 No

1 Class number (See Note)	Description	2 Undepreciated capital cost at the beginning of the year (amount from column 12 of last year's schedule 8)	3 Cost of acquisitions during the year (new property must be available for use)*	4 Adjustments and transfers**	5 Proceeds of dispositions during the year (amount not to exceed the capital cost)	6 50% rule (1/2 of the amount, if any, by which the net cost of acquisitions exceeds column 5)***	7 Reduced undepreciated capital cost	8 CCA rate % ****	9 Recapture of capital cost allowance***** (line 107 of Schedule 1)	10 Terminal loss (line 404 of Schedule 1)	11 Capital cost allowance (for declining balance method, column 7 multiplied by column 8, or a lower amount) (line 403 of Schedule 1) *****	12 Undepreciated capital cost at the end of the year (column 6 plus column 7 minus column 11)
200		201	203	205	207	211		212	213	215	217	220
1.	1	3,637,279,150	4,953,667	21,617,173	3663849990			4	0	0		
2.	2	826,941,005			826,941,005			6	0	0		
3.	3	255,046,347	8,148,798	2,208,827	265,403,972			5	0	0		
4.	6	89,587,984	4,879,638		94,467,622			10	0	0		
5.	7	25,238			25,238			15	0	0		
6.	8	185,255,080	66,206,407	740,634	252,202,121			20	0	0		
7.	9	5,983,227			5,983,227			25	0	0		
8.	10	160,119,989	52,424,104	203,192	212,747,285			30	0	0		
9.	12	15,430,673	9,747,419		25,178,092			100	0	0		
10.	13	Leases	345,369	439,840	785,209			NA	0	0		
11.	17		81,627,929	6,160,851	87,788,780			8	0	0		
12.	35		105,340		105,340			7	0	0		
13.	42		73,028,699	8,655,300	81,683,999			12	0	0		
14.	45	Computers - old cl.10 post Mar 2	311,052	1,606	312,658			45	0	0		
15.	46	cl.8 post Mar 22/04	15,815,674	898,446	16,714,120			30	0	0		
16.	47	Electricity Assets > 22-02-2005	5,039,012,496	580,652,147	29,605,508	5649270151		8	0	0		
17.	50	Computers	92,681,205	36,338,524	27,889	129,047,618		55	0	0		
18.	13	Barrie Office (WBS 700004578)	315,600		315,600			NA	0	0		
19.	13	Atrium on Bay (WBS 300040666)	71,201		71,201			NA	0	0		
20.	13	Newmarket Garage (WBS 300040666)	118,535		118,535			NA	0	0		
21.	13	255 Matheson Mississauga (WBS 700010351)	1,173,450		1,173,450			NA	0	0		
22.	13	95 Mural Street (WBS 700010351)	1,408		1,408			NA	0	0		
23.	13	Nipigon (WBS 700011829)	138,242		138,242			NA	0	0		
24.	13	Kemptville (WBS 700009832)	6,042		6,042			NA	0	0		

1 Class number (See Note)	Description	2 Undepreciated capital cost at the beginning of the year (amount from column 12 of last year's schedule 8)	3 Cost of acquisitions during the year (new property must be available for use)*	4 Adjustments and transfers**	5 Proceeds of dispositions during the year (amount not to exceed the capital cost)	6 50% rule (1/2 of the amount, if any, by which the net cost of acquisitions exceeds column 5)***	7 Reduced undepreciated capital cost	8 CCA rate % ****	9 Recapture of capital cost allowance***** (line 107 of Schedule 1)	10 Terminal loss (line 404 of Schedule 1)	11 Capital cost allowance (for declining balance method, column 7 multiplied by column 8, or a lower amount) (line 403 of Schedule 1) *****	12 Undepreciated capital cost at the end of the year (column 6 plus column 7 minus column 11)
200		201	203	205	207	211		212	213	215	217	220
25. 13	Sudbury (WBS 700010356)	268,506			268,506			NA	0	0		
26. 13	Lionhead (WBS 700015140)	34,480			34,480			NA	0	0		
27. 13	483 Bay St (WBS 300042991C)	3,683,515		194	3,683,709			NA	0	0		
28. 13	Newmarket SC (WBS 700016578)	9,787		699	10,486			NA	0	0		
29. 13	Orillia Forestry Work Centre (WB)	299,720	19,603	18,732	338,055			NA	0	0		
30. 13	483 Bay St WBS 700015844/843	10,657,553	26,562	484,434	11,168,549			NA	0	0		
31. 13	Arnprior Forestry Work Centre (297,884		18,617	316,501			NA	0	0		
32. 13	Orleans OC		2,307,628		2,307,628			NA	0	0		
Totals		10,495,672,380	781,419,094	55,367,345	11,332,458,819							

Note: Class numbers followed by a letter indicate the basic rate of the class taking into account the additional deduction allowed.
Class 1a: 4% + 6% = 10% (class 1 to 10%), class 1b: 4% + 2% = 6% (class 1 to 6%).

* Include any property acquired in previous years that has now become available for use. This property would have been previously excluded from column 3. List separately any acquisitions that are not subject to the 50% rule, see *Regulation 1100(2)* and (2.2).

** Enter in column 4, "Adjustments and transfers", amounts that increase or reduce the undepreciated capital cost. Items that **increase** the undepreciated capital cost include amounts transferred under section 85, or transferred on amalgamation or winding-up of a subsidiary. Items that **reduce** the undepreciated capital cost include government assistance received or entitled to be received in the year, or a reduction of capital cost after the application of section 80. See the *T2 Corporation Income Tax Guide* for other examples of adjustments and transfers to include in column 4.

*** The net cost of acquisitions is the cost of acquisitions (column 3) plus or minus certain adjustments and transfers from column 4. For exceptions to the 50% rule, see Interpretation Bulletin IT-285, *Capital Cost Allowance – General Comments*.

**** Enter a rate only if you are using the declining balance method. For any other method (for example the straight-line method, where calculations are always based on the cost of acquisitions), enter N/A. Then enter the amount you are claiming in column 11.

***** For every entry in column 9, the "Recapture of capital cost allowance" there must be a corresponding entry in column 5, "Proceeds of dispositions during the year". The recapture and terminal loss rules do not apply to passenger vehicles in Class 10.1.

***** If the tax year is shorter than 365 days, prorate the CCA claim. Some classes of property do not have to be prorated. See the *T2 Corporation Income Tax Guide* for more information.

T2 SCH 8 (14)

Proceeds of disposition do not reflect FMV because the PILs arising from the deemed disposition of assets triggered by the exit from the PILs regime has already been paid under a separate process that has been the subject of a formal agreement with Ontario pursuant to subsection 16.1(5) of Regulation 207/99 of the Electricity Act, 1998 (Ontario).

Canada

RELATED AND ASSOCIATED CORPORATIONS

Name of corporation Hydro One Networks Inc.	Business Number 87086 5821 RC0001	Tax year end Year Month Day 2015-10-31
--	--------------------------------------	--

- Complete this schedule if the corporation is related to or associated with at least one other corporation.
- For more information, see the *T2 Corporation Income Tax Guide*.

	100	200	300	400	500	550	600	650	700
	Name	Country of residence (other than Canada)	Business number (see note 1)	Relationship code (see note 2)	Number of common shares you own	% of common shares you own	Number of preferred shares you own	% of preferred shares you own	Book value of capital stock
1.	HYDRO ONE LIMITED	CA	80512 9962 RC0001	3					
2.	HYDRO ONE INC.	CA	86999 4731 RC0001	1					
3.	2486267 ONTARIO INC	CA	80232 6124 RC0001	3					
4.	2486268 ONTARIO INC	CA	80167 4078 RC0001	3					
5.	HYDRO ONE REMOTE COMMUNITIE	CA	87083 6269 RC0001	3					
6.	HYDRO ONE TELECOM INC.	CA	86800 1066 RC0001	3					
7.	HYDRO ONE TELECOM LINK LIMITE	CA	88786 7513 RC0001	3					
8.	MUNICIPAL BILLING SERVICES INC	CA	87560 6519 RC0001	3					
9.	HYDRO ONE LAKE ERIE LINK MANA	CA	87892 1519 RC0002	3					
10.	1938454 ONTARIO INC.	CA	86391 7795 RC0002	3					
11.	1943404 ONTARIO INC.	CA	86248 6123 RC0002	3					
12.	B2M GP INC.	CA	81838 1840 RC0001	3					
13.	HYDRO ONE B2M HOLDINGS INC	CA	82217 7531 RC0001	3					
14.	HYDRO ONE B2M LP INC.	CA	81838 2046 RC0001	3					
15.	NORFOLK ENERGY INC	CA	86289 0399 RC0001	3					
16.	NORFOLK POWER DISTRIBUTION II	CA	86289 2593 RC0001	2					
17.	HALDIMAND COUNTY ENERGY INC	CA	89076 2412 RC0001	3					
18.	HALDIMAND COUNTY HYDRO INC	CA	89075 9814 RC0001	3					
19.	Woodstock Hydro Services Inc.	CA	89909 5012 RC0001	3					
20.	Woodstock Hydro Holdings Inc.	CA	86248 6123 RC0001	3					
21.	1908872 ONTARIO INC.	CA	82581 6838 RC0001	3					
22.	1908873 ONTARIO INC.	CA	83392 0978 RC0001	3					
23.	1937672 ONTARIO INC.	CA	81722 4561 RC0001	3					
24.	1937680 ONTARIO INC.	CA	81930 4924 RC0001	3					
25.	1937681 ONTARIO INC.	CA	81722 4363 RC0001	3					
26.	Hydro One Brampton Networks Inc.	CA	86486 7635 RC0001	3					
27.	HYDRO ONE EAST WEST TIE INC.	CA	80105 5880 RC0001	3					

Note 1: Enter "NR" if the corporation is not registered or does not have a business number.

Note 2: Enter the code number of the relationship that applies from the following order: 1 - Parent 2 - Subsidiary 3 - Associated 4 - Related but not associated

CUMULATIVE ELIGIBLE CAPITAL DEDUCTION

Name of corporation Hydro One Networks Inc.	Business Number 87086 5821 RC0001	Tax year-end Year Month Day 2015-10-31
--	--------------------------------------	--

- For use by a corporation that has eligible capital property. For more information, see the *T2 Corporation Income Tax Guide*.
- A separate cumulative eligible capital account must be kept for each business.

Part 1 – Calculation of current year deduction and carry-forward

Cumulative eligible capital - Balance at the end of the preceding taxation year (if negative, enter "0")	200	74,626,267	A
Add: Cost of eligible capital property acquired during the taxation year	222	1,227,832	
Other adjustments	226		
Subtotal (line 222 plus line 226)		1,227,832	
		$\times 3 / 4 =$	920,874 B
Non-taxable portion of a non-arm's length transferor's gain realized on the transfer of an eligible capital property to the corporation after December 20, 2002	228		
		$\times 1 / 2 =$	C
amount B minus amount C (if negative, enter "0")		920,874	920,874 D
Amount transferred on amalgamation or wind-up of subsidiary	224	154,310	E
Subtotal (add amounts A, D, and E)	230	75,701,451	F
Deduct: Proceeds of sale (less outlays and expenses not otherwise deductible) from the disposition of all eligible capital property during the taxation year	242	100,935,268	G
The gross amount of a reduction in respect of a forgiven debt obligation as provided for in subsection 80(7)	244		H
Other adjustments	246		I
(add amounts G,H, and I)		100,935,268	
		$\times 3 / 4 =$	248 75,701,451 J
Cumulative eligible capital balance (amount F minus amount J) (if amount K is negative, enter "0" at line M and proceed to Part 2)			K
Cumulative eligible capital for a property no longer owned after ceasing to carry on that business	249		
amount K			
less amount from line 249			
Current year deduction		$\times 7.00 \% =$	250 *
(line 249 plus line 250) (enter this amount at line 405 of Schedule 1)			L
Cumulative eligible capital – Closing balance (amount K minus amount L) (if negative, enter "0")	300		M

* You can claim any amount up to the maximum deduction of 7%. The deduction may not exceed the maximum amount prorated by the number of days in the taxation year divided by 365.

Proceeds of disposition do not reflect FMV because the PILs arising from the deemed disposition of assets triggered by the exit from the PILs regime has already been paid under a separate process that has been the subject of a formal agreement with Ontario pursuant to subsection 16.1(5) of Regulation 207/99 of the Electricity Act, 1998 (Ontario).

Part 2 – Amount to be included in income arising from disposition

(complete this part only if the amount at line K is negative)

Amount from line K (show as positive amount)				N
Total of cumulative eligible capital (CEC) deductions from income for taxation years beginning after June 30, 1988	400		1	
Total of all amounts which reduced CEC in the current or prior years under subsection 80(7)	401		2	
Total of CEC deductions claimed for taxation years beginning before July 1, 1988	402		3	
Negative balances in the CEC account that were included in income for taxation years beginning before July 1, 1988	408		4	
Line 3 minus line 4 (if negative, enter "0")			5	
Total of lines 1, 2 and 5			6	
Amounts included in income under paragraph 14(1)(b), as that paragraph applied to taxation years ending after June 30, 1988 and before February 28, 2000, to the extent that it is for an amount described at line 400			7	
Amounts at line T from Schedule 10 of previous taxation years ending after February 27, 2000			8	
Subtotal (line 7 plus line 8)	409		9	
Line 6 minus line 9 (if negative, enter "0")				O
Line N minus line O (if negative, enter "0")				P
		Line 5	x 1 / 2 =	Q
Line P minus line Q (if negative, enter "0")				R
		Amount R	x 2 / 3 =	S
Amount N or amount O, whichever is less				T
Amount to be included in income (amount S plus amount T) (enter this amount on line 108 of Schedule 1)			410	

TRANSACTIONS WITH SHAREHOLDERS, OFFICERS, OR EMPLOYEES

Corporation's name Hydro One Networks Inc.	Business Number 87086 5821 RC0001	Tax year end Year Month Day 2015-10-31
---	--------------------------------------	--

Provide the details of any transactions with shareholders, officers or employees that involve:

- payments the corporation made or amounts credited to the account of shareholders, officers, or employees, which were not part of their remuneration or reimbursement of expenses;
- assets the corporation sold to or purchased from shareholders, officers, or employees, including those for which an election was made under section 85; or
- loans or indebtedness to shareholders, officers, or employees, or persons connected with a shareholder, which were not repaid by the end of the taxation year.

Relationship code (see note)	Payments \$	Reimbursement (Other than reimbursement of expenses) \$	Loans receivable from, or debts owing to \$	Assets sold or purchased \$	Does section 85 apply to assets sold or purchased?
100	200	300	400	500	550
1 1				66,204,980	Yes <input checked="" type="checkbox"/> No <input type="checkbox"/>
<p>Note: Enter the code number of the relationship that applies: 1 - Shareholder (if more than one relationship exists, enter the lowest applicable number) 2 - Officer 3 - Employee</p>					

Continuity of financial statement reserves (not deductible)

Financial statement reserves (not deductible)						
	Description	Balance at the beginning of the year	Transfer on an amalgamation or the wind-up of a subsidiary	Add	Deduct	Balance at the end of the year
1	OPEB Liability Short Term	48,537,000				48,537,000
2	OPEB Liability Long Term	1,493,066,644	1,167,902	61,603,972		1,555,838,518
3	Environmental Short Term	16,394,331		14,677,046		31,071,377
4	Environmental Long Term	209,942,797			21,051,681	188,891,116
5	Contingent Liabilities	12,236,959	500,000		534,998	12,201,961
6	Regulatory Accounts	63,509,691	-633,822	135,405,355		198,281,224
7	Tenant Inducement	-4,333,226		1,949,931		-2,383,295
8	Asset Retirement Obligations	8,626,796		170,395		8,797,191
9	General Bad Debt Reserve	3,908,361				3,908,361
10	Insurance proceeds reserve	5,329,643				5,329,643
11	Non deductible accruals			35,000		35,000
12						
13						
	Reserves from Part 2 of Schedule 13					
	Totals	1,857,218,996	1,034,080	213,841,699	21,586,679	2,050,508,096

The total opening balance plus the total transfers should be entered on line 414 of Schedule 1 as a deduction.
The total closing balance should be entered on line 126 of Schedule 1 as an addition.

MISCELLANEOUS PAYMENTS TO RESIDENTS

Name of corporation Hydro One Networks Inc.	Business Number 87086 5821 RC0001	Tax year end Year Month Day 2015-10-31
--	--------------------------------------	--

- This schedule must be completed by all corporations who made the following payments to residents of Canada: royalties for which the corporation has not filed a T5 slip; research and development fees; management fees; technical assistance fees; and similar payments.
- Please enter the name and address of the recipient and the amount of the payment in the applicable column. If several payments of the same type (i.e., management fees) were made to the same person, enter the total amount paid. If similar types of payments have been made, but do not fit into any of the categories, enter these amounts in the column entitled "Similar payments".

	Name of recipient	Address of recipient	Royalties	Research and development fees	Management fees	Technical assistance fees	Similar payments
	100	200	300	400	500	600	700
1	Hydro One Inc	483 Bay Street Toronto ON CA M5G 2P5			6,236,923		

T2 SCH 14 (99)



Deferred Income Plans

Corporation's name Hydro One Networks Inc.	Business number 87086 5821 RC0001	Tax year end Year Month Day 2015-10-31
---	--------------------------------------	--

- Complete the information below if the corporation deducted payments from its income made to a registered pension plan (RPP), a registered supplementary unemployment benefit plan (RSUBP), a deferred profit sharing plan (DPSP), a pooled registered pension plan (PRPP), or an employee profit sharing plan (EPSP).
- If the trust that governs an employee profit sharing plan is **not resident** in Canada, please indicate if the T4PS, *Statement of Employees Profit Sharing Plan Allocations and Payments*, Supplementary slip(s) were filed for the last calendar year, and whether they were filed by the trustee or the employer.

Type of plan (see note 1)	Amount of contribution \$ (see note 2)	Registration number (RPP, RSUBP, PRPP, and DPSP only)	Name of EPSP trust	Address of EPSP trust	T4PS slip(s) (see note 3)
100	200	300	400	500	600
1	146,522,823	1059104			

Note 1

Enter the applicable code number:

- 1 – RPP
- 2 – RSUBP
- 3 – DPSP
- 4 – EPSP
- 5 – PRPP

Note 2

You do not need to add to Schedule 1 any payments you made to deferred income plans.

To reconcile such payments, calculate the following amount:

Total of all amounts indicated in column 200 of this schedule 146,522,823 A

Less:

Total of all amounts for deferred income plans deducted in your financial statements 64,909,611 B

Deductible amount for contributions to deferred income plans

(amount A minus amount B) (if negative, enter "0") 81,613,212 C

Enter amount C on line 417 of Schedule 1

Note 3

- T4PS slip(s) filed by:
- 1 – Trustee
 - 2 – Employer (EPSP only)

AGREEMENT AMONG ASSOCIATED CANADIAN-CONTROLLED PRIVATE CORPORATIONS TO ALLOCATE THE BUSINESS LIMIT

- For use by a Canadian-controlled private corporation (CCPC) to identify all associated corporations and to assign a percentage for each associated corporation. This percentage will be used to allocate the business limit for purposes of the small business deduction. Information from this schedule will also be used to determine the date the balance of tax is due and to calculate the reduction to the business limit.
- An associated CCPC that has more than one tax year ending in a calendar year, is required to file an agreement for each tax year ending in that calendar year.

Column 1: Enter the legal name of each of the corporations in the associated group. Include non-CCPCs and CCPCs that have filed an election under subsection 256(2) of the *Income Tax Act* (ITA) not to be associated for purposes of the small business deduction.

Column 2: Provide the Business Number for each corporation (if a corporation is not registered, enter "NR").

Column 3: Enter the association code that applies to each corporation:

- 1 – Associated for purposes of allocating the business limit (unless code 5 applies)
- 2 – CCPC that is a "third corporation" that has elected under subsection 256(2) not to be associated for purposes of the small business deduction
- 3 – Non-CCPC that is a "third corporation" as defined in subsection 256(2)
- 4 – Associated non-CCPC
- 5 – Associated CCPC to which code 1 does not apply because of a subsection 256(2) election made by a "third corporation"

Column 4: Enter the business limit for the year of each corporation in the associated group. The business limit is computed at line 4 on page 4 of each respective corporation's T2 return.

Column 5: Assign a percentage to allocate the business limit to each corporation that has an association code 1 in column 3. The total of all percentages in column 5 cannot exceed 100%.

Column 6: Enter the business limit allocated to each corporation by multiplying the amount in column 4 by the percentage in column 5. Add all business limits allocated in column 6 and enter the total at line A. Ensure that the total at line A falls within the range for the calendar year to which the agreement applies:

Calendar year	Acceptable range
2006	maximum \$300,000
2007	\$300,001 to \$400,000

Calendar year	Acceptable range
2008	maximum \$400,000
2009	\$400,001 to \$500,000

If the calendar year to which this agreement applies is after 2009, ensure that the total at line A does not exceed \$500,000.

Allocating the business limit

Date filed (do not use this area) **025** Year Month Day

Enter the calendar year to which the agreement applies **050** Year
2015

Is this an amended agreement for the above-noted calendar year that is intended to replace an agreement previously filed by any of the associated corporations listed below? **075** 1 Yes 2 No

	1 Names of associated corporations 100	2 Business Number of associated corporations 200	3 Asso- ciation code 300	4 Business limit for the year (before the allocation) \$ 400	5 Percentage of the business limit % 350	6 Business limit allocated* \$ 400
1	Hydro One Networks Inc.	87086 5821 RC0001	1	500,000	100.0000	500,000
2	HYDRO ONE LIMITED	80512 9962 RC0001	1	500,000		
3	HYDRO ONE INC.	86999 4731 RC0001	1	500,000		
4	2486267 ONTARIO INC	80232 6124 RC0001	1	500,000		
5	2486268 ONTARIO INC	80167 4078 RC0001	1	500,000		
6	HYDRO ONE REMOTE COMMUNITIES INC.	87083 6269 RC0001	1	500,000		
7	HYDRO ONE TELECOM INC.	86800 1066 RC0001	1	500,000		
8	HYDRO ONE TELECOM LINK LIMITED	88786 7513 RC0001	1	500,000		
9	MUNICIPAL BILLING SERVICES INC	87560 6519 RC0001	1	500,000		
10	HYDRO ONE LAKE ERIE LINK MANAGEMENT IN	87892 1519 RC0002	1	500,000		
11	1938454 ONTARIO INC.	86391 7795 RC0002	1	500,000		
12	1943404 ONTARIO INC.	86248 6123 RC0002	1	500,000		
13	B2M GP INC.	81838 1840 RC0001	1	500,000		

	1 Names of associated corporations 100	2 Business Number of associated corporations 200	3 Asso- ciation code 300	4 Business limit for the year (before the allocation) \$	5 Percentage of the business limit % 350	6 Business limit allocated* \$ 400
14	HYDRO ONE B2M HOLDINGS INC	82217 7531 RC0001	1	500,000		
15	HYDRO ONE B2M LP INC.	81838 2046 RC0001	1	500,000		
16	NORFOLK ENERGY INC	86289 0399 RC0001	1	500,000		
17	NORFOLK POWER DISTRIBUTION INC	86289 2593 RC0001	1	500,000		
18	HALDIMAND COUNTY ENERGY INC	89076 2412 RC0001	1	500,000		
19	HALDIMAND COUNTY HYDRO INC	89075 9814 RC0001	1	500,000		
20	Woodstock Hydro Services Inc.	89909 5012 RC0001	1	500,000		
21	Woodstock Hydro Holdings Inc.	86248 6123 RC0001	1	500,000		
22	1908872 ONTARIO INC.	82581 6838 RC0001	1	500,000		
23	1908873 ONTARIO INC.	83392 0978 RC0001	1	500,000		
24	1937672 ONTARIO INC.	81722 4561 RC0001	1	500,000		
25	1937680 ONTARIO INC.	81930 4924 RC0001	1	500,000		
26	1937681 ONTARIO INC.	81722 4363 RC0001	1	500,000		
27	Hydro One Brampton Networks Inc.	86486 7635 RC0001	1	500,000		
28	HYDRO ONE EAST WEST TIE INC.	80105 5880 RC0001	1	500,000		
				Total	100.0000	500,000 A

Business limit reduction under subsection 125(5.1) of the ITA

The business limit reduction is calculated in the small business deduction area of the T2 return. One of the factors used in this calculation is the "Large corporation amount" at line 415 of the T2 return. If the corporation is a member of an associated group** of corporations in the current tax year, the amount at line 415 of the T2 return is equal to $0.225\% \times (A - \$10,000,000)$ where, "A" is the total of taxable capital employed in Canada*** of each corporation in the associated group for its last tax year ending in the preceding calendar year.

* Each corporation will enter on line 410 of the T2 return, the amount allocated to it in column 6. However, if the corporation's tax year is less than 51 weeks, prorate the amount in column 6 by the number of days in the tax year divided by 365, and enter the result on line 410 of the T2 return.

Special rules apply if a CCPC has more than one tax year ending in a calendar year and is associated in more than one of those years with another CCPC that has a tax year ending in the same calendar year. If the tax year straddles January 1, 2009, the business limit for the second (or subsequent) tax year(s) will be equal to the lesser of the business limit that would have been determined for the first tax year ending in the calendar year, if \$500,000 was used in allocating the amounts among associated corporations and the business limit determined for the second (or subsequent) tax year(s) ending in the same calendar year. Otherwise, the business limit for the second (or subsequent) tax year(s) will be equal to the lesser of the business limit determined for the first tax year ending in the calendar year and the business limit determined for the second (or subsequent) tax year(s) ending in the same calendar year.

** The associated group includes the corporation filing this schedule and each corporation that has an "association code" of 1 or 4 in column 3.

*** "Taxable capital employed in Canada" has the meaning assigned by subsection 181.2(1) or 181.3(1) or section 181.4 of the ITA.

FIRST-TIME FILER AFTER INCORPORATION, AMALGAMATION, OR WINDING-UP OF A SUBSIDIARY INTO A PARENT

Name of corporation Hydro One Networks Inc.	Business Number 87086 5821 RC0001	Tax year end Year Month Day 2015-10-31
--	--------------------------------------	--

This schedule must be filed by corporations for the first year of filing after incorporation, amalgamation, or by parent corporations filing for the first time after winding-up a subsidiary corporation(s) under section 88 of the *Income Tax Act* during the current taxation year.

Part 1 – Type of operation

100 For those corporations filing for the first time after incorporation or amalgamation, please identify the type of operation that applies to your corporation:

Part 2 – First year of filing after amalgamation

For the first year of filing after an amalgamation, please provide the following information:

Name of predecessor corporation(s)	Business Number (If a corporation is not registered, enter "NR")
200	300

Part 3 – First year of filing after wind-up of subsidiary corporation(s)

For the parent corporation filing for the first time after winding-up a subsidiary corporation(s) under section 88 of the *Income Tax Act*, please provide the following information:

Name of subsidiary corporation(s)	Business Number (If a corporation is not registered, enter "NR")	Commencement date of wind-up (YYYY/MM/DD)	Date of wind-up (YYYY/MM/DD)
400	500	600	700
1 NORFOLK POWER DISTRIBUTION INC.	86289 2593 RC0001	2015-09-01	2015-09-01

PAYMENTS TO NON-RESIDENTS

Name of corporation Hydro One Networks Inc.	Business Number 87086 5821 RC0001	Tax year end Year Month Day 2015-10-31
--	--------------------------------------	--

- A corporation that makes payments or credits amounts to non-residents under subsections 202(1) and 105(1) of the *Income Tax Regulations* has to file the applicable information return.
- The corporation has to complete the information below for all amounts paid or credited to non-residents that are listed in Note 1. If the total amount paid or credited is less than \$100, you do not have to complete the information for that payee.

Name (list each payee separately) 100	Address 200	Payment code (see note 1) 300	Amount \$ 400		
		09	4,868		
		09	3,638		
		09	27,500		
		09	49,711		
		09	12,450		
		09	16,497		
		09	75,860		
		09	3,944		
				09	40,202
				09	13,393
09	10,357				

Name (list each payee separately) 100	Address 200	Payment code (see note 1) 300	Amount \$ 400
[REDACTED]		09	1,121
		09	2,665
		09	14,586
		09	6,072
		09	67,163
		09	592,570
		09	20,414
		09	324,459
		02	161,559
		02	21,706

Note 1: Enter the applicable payment code in column 300:

- | | |
|-----------------------------------|--|
| 1 – Royalties | 6 – Interest |
| 2 – Rents | 7 – Dividends |
| 3 – Management fees/commissions | 8 – Film payments: – motion picture film, or
– a film or video tape for use in connection with television |
| 4 – Technical assistance fees | 9 – Other services |
| 5 – Research and development fees | |

Investment Tax Credit – Corporations

General information

- Use this schedule:
 - to calculate an investment tax credit (ITC) earned during the tax year;
 - to claim a deduction against Part I tax payable;
 - to claim a refund of credit earned during the current tax year;
 - to claim a carryforward of credit from previous tax years;
 - to transfer a credit following an amalgamation or wind-up of a subsidiary, as described under subsections 87(1) and 88(1) of the federal *Income Tax Act*;
 - to request a credit carryback to one or more previous years; or
 - if you are subject to a recapture of ITC.
- The ITC is eligible for a three-year carryback (if not deductible in the year earned). It is also eligible for a twenty-year carryforward.
- All legislative references are to the federal *Income Tax Act* and *Income Tax Regulations*.
- Investments or expenditures, described in subsection 127(9) of the Act and Part XLVI of the Regulations, that earn an ITC are:
 - qualified property and qualified resource property (Parts 4 to 7 of this schedule);
 - expenditures that are part of the SR&ED qualified expenditure pool (Parts 8 to 17). File Form T661 *Scientific Research and Experimental Development (SR&ED) Expenditures Claim*;
 - pre-production mining expenditures (Parts 18 to 20);
 - apprenticeship job creation expenditures (Parts 21 to 23); and
 - child care spaces expenditures (Parts 24 to 28).
- Include a completed copy of this schedule with the *T2 Corporation Income Tax Return*. If you need more space, attach additional schedules.
- For more information on ITCs, see "Investment Tax Credit" in Guide T4012 *T2 Corporation – Income Tax Guide*, Information Circular IC 78-4, *Investment Tax Credit Rates*, and its related Special Release
- For more information on SR&ED, see Brochure RC4472, *Overview of the Scientific Research and Experimental Development Program (SR&ED) Tax Incentive Program*; Brochure RC4467, *Support for your R&D in Canada*, and T4088, *Guide to Form T661 – Scientific Research and Experimental Development (SR&ED) Expenditures Claim*. Also see the *Eligibility of Work for SR&ED Investment Tax Credits Policy* at www.cra.gc.ca/txcrdt/sred-rsde/clmng/lgblywrkfrsrdnvmntmxtcrdts-eng.html

Detailed information

- For the purpose of this schedule, **investment** means the capital cost of the property (excluding amounts added by an election under section 21 of the Act), determined without reference to subsections 13(7.1) and 13(7.4), minus the amount of any government or non-government assistance that the corporation has received, is entitled to receive, or can reasonably be expected to receive for that property when it files the income tax return for the year in which the property was acquired.
- An ITC deducted or refunded in a tax year for a depreciable property, other than a depreciable property deductible under paragraph 37(1)(b), reduces the capital cost of that property in the next tax year. It also reduces the undepreciated capital cost of that class in the next tax year. An ITC for SR&ED deducted or refunded in a tax year will reduce the balance in the pool of deductible SR&ED expenditures and the adjusted cost base (ACB) of an interest in a partnership in the next tax year. An ITC from pre-production mining expenditures deducted in a tax year reduces the balance in the pool of deductible cumulative Canadian exploration expenses in the next tax year.
- Property acquired has to be **available for use** before a claim for an ITC can be made. See subsections 127(11.2) and 248(19) for more information.
- Expenditures for SR&ED and capital costs for a property qualifying for an ITC must be identified by the claimant on Form T661 and Schedule 31 no later than 12 months after the claimant's income tax return is due for the tax year in which it incurred the expenditures or capital costs.
- Partnership allocations – Subsection 127(8) provides for the allocation of the amount that may reasonably be considered to be a partner's share of the ITCs of the partnership at the end of the fiscal period of the partnership. An allocation of ITCs is generally considered to be the partner's reasonable share of the ITCs if it is made in the same proportion in which the partners have agreed to share any income or loss and if section 103 is not applicable for the agreement to share any income or loss. Special rules apply to specified and limited partners. For more information, see Guide T4068, *Guide for the Partnership Information Return*.
- For SR&ED expenditures, the expression **in Canada** includes the "exclusive economic zone" (as defined in the *Oceans Act* to generally consist of an area that is within 200 nautical miles from the Canadian coastline), including the airspace, seabed and subsoil for that zone.
- For the purpose of this schedule, the expression **Atlantic Canada** includes the Gaspé Peninsula and the provinces of Newfoundland and Labrador, Prince Edward Island, Nova Scotia, and New Brunswick, as well as their respective offshore regions (prescribed in Regulation 4609).
- For the purpose of this schedule, **qualified property** means property in Atlantic Canada that is used primarily for manufacturing and processing, farming or fishing, logging, storing grain, or harvesting peat. Property in Atlantic Canada that is used primarily for oil and gas, and mining activities is considered qualified property only if acquired by the taxpayer **before** March 29, 2012. Qualified property includes new buildings and new machinery and equipment (prescribed in Regulation 4600), and if acquired by the taxpayer **after** March 28, 2012, new energy generation and conservation property (prescribed in Regulation 4600). Qualified property can also be used primarily to produce or process electrical energy or steam in a prescribed area (as described in Regulation 4610). See the definition of **qualified property** in subsection 127(9) of the Act for more information.
- For the purpose of this schedule, **qualified resource property** means property in Atlantic Canada that is used primarily for oil and gas, and mining activities, if acquired by the taxpayer **after** March 28, 2012, and **before** January 1, 2016. Qualified resource property includes new buildings and new machinery and equipment (prescribed in Regulation 4600). See the definition of **qualified resource property** in subsection 127(9) of the Act for more information.

Detailed information (continued)

- For the purpose of this schedule, **pre-production mining exploration expenditures** are pre-production mining expenditures incurred **after** March 28, 2012, by the taxpayer to determine the existence, location, extent, or quality of certain mineral resources in Canada, excluding expenses incurred in the exploration of an oil or gas well. See subparagraph (a)(i) of the definition **pre-production mining expenditure** in subsection 127(9) for more information.
- For the purpose of this schedule, **pre-production mining development expenditures** are pre-production mining expenditures incurred **after** March 28, 2012, by the taxpayer to bring a new mineral resource mine in Canada into production, excluding expenses in the development of a bituminous sands deposit or an oil shale deposit. See subparagraph (a)(ii) of the definition **pre-production mining expenditure** in subsection 127(9) for more information.

Part 1 – Investments, expenditures, and percentages

Investments	Specified percentage
Qualified property acquired primarily for use in Atlantic Canada	10 %
Qualified resource property acquired primarily for use in Atlantic Canada and acquired:	
– after March 28, 2012, and before 2014	10 %
– after 2013 and before 2016	5 %
– after 2015*	0 %
Expenditures	
If you are a Canadian-controlled private corporation (CCPC), this percentage may apply to the portion that you claim of the SR&ED qualified expenditure pool that does not exceed your expenditure limit (see Part 10)	35 %
Note: If your current year's qualified expenditures are more than the corporation's expenditure limit (see Part 10), the excess is eligible for an ITC calculated at the 20 % rate**.	
If you are a corporation that is not a CCPC and have incurred qualified expenditures for SR&ED in any area in Canada:	
– before 2014**	20 %
– after 2013**	15 %
If you are a taxable Canadian corporation that incurred pre-production mining expenditures before March 29, 2012	10 %
If you are a taxable Canadian corporation that incurred pre-production mining exploration expenditures***:	
– after March 28, 2012, and before 2013	10 %
– in 2013	5 %
– after 2013***	0 %
If you are a taxable Canadian corporation that incurred pre-production mining development expenditures****:	
– after March 28, 2012, and before 2014****	10 %
– in 2014	7 %
– in 2015	4 %
– after 2015****	0 %
If you paid salary and wages to apprentices in the first 24 months of their apprenticeship contract for employment	10 %
If you incurred eligible expenditures after March 18, 2007, for the creation of licensed child care spaces for the children of your employees and, potentially, for other children	25 %
* A transitional relief rate of 10% may apply to property acquired after 2013 and before 2017, if the property is acquired under a written agreement entered into before March 29, 2012, or the property is acquired as part of phase of a project where the construction or the engineering and design work for the construction started before March 29, 2012. See paragraph (a.1) of the definition specified percentage in subsection 127(9) for more information.	
** The reduction of the rate from 20% to 15% applies to 2014 and later tax years, except that, for 2014 tax years that start before 2014, the reduction is pro-rated based on the number of days in the tax year that are after 2013.	
*** Pre-production mining exploration expenditures are described in subparagraph (a)(i) of the definition pre-production mining expenditure in subsection 127(9).	
**** A transitional relief rate of 10% may apply to expenditures incurred after 2013 and before 2016, if the expenditure is incurred under a written agreement entered into before March 29, 2012, or the expenditure is incurred as part of the development of a new mine where the construction or the engineering and design work for the construction of the new mine started before March 29, 2012. See subparagraph (k)(ii) of the definition of specified percentage in subsection 127(9) for more information. Pre-production mining development expenditures are described in subparagraph (a)(ii) of the definition of pre-production mining expenditure in subsection 127(9).	

Corporation's name Hydro One Networks Inc.	Business number 87086 5821 RC0001	Tax year-end Year Month Day 2015-10-31
---	--------------------------------------	--

Part 2 – Determination of a qualifying corporation

Is the corporation a qualifying corporation? **101** 1 Yes 2 No

For the purpose of a refundable ITC, a **qualifying corporation** is defined under subsection 127.1(2). The corporation has to be a CCPC and its taxable income (before any loss carrybacks) for its previous tax year cannot be more than its **qualifying income limit** for the particular tax year. If the corporation is associated with any other corporations during the tax year, the total of the taxable incomes of the corporation and the associated corporations (before any loss carrybacks), for their last tax year ending in the previous calendar year, cannot be more than their qualifying income limit for the particular tax year.

Note: A CCPC calculating a refundable ITC is considered to be associated with another corporation if it meets any of the conditions in subsection 256(1), except where:
 one corporation is associated with another corporation solely because one or more persons own shares of the capital stock of both corporations; and
 one of the corporations has at least one shareholder who is not common to both corporations.

If you are a **qualifying corporation**, you will earn a **100%** refund on your share of any ITCs earned at the 35% rate on qualified **current** expenditures for SR&ED, up to the allocated expenditure limit. The 100% refund does not apply to qualified **capital** expenditures eligible for the 35% credit rate. They are only eligible for the **40%** refund*.

Some CCPCs that are **not qualifying** corporations may also earn a **100%** refund on their share of any ITCs earned at the 35% rate on qualified **current** expenditures for SR&ED, up to the allocated expenditure limit. The expenditure limit can be determined in Part 10. The 100% refund does not apply to qualified **capital** expenditures eligible for the 35% credit rate. They are only eligible for the **40%** refund*.

The 100% refund will not be available to a corporation that is a **excluded corporation** as defined under subsection 127.1(2). A corporation is an excluded corporation if, at any time during the year, it is a corporation that is either controlled by (directly or indirectly, in any manner whatever) or is related to:

- a) one or more persons exempt from Part I tax under section 149;
- b) Her Majesty in right of a province, a Canadian municipality, or any other public authority; or
- c) any combination of persons referred to in a) or b) above.

* Capital expenditures incurred after December 31, 2013, including lease payments for property that would have been a capital expenditure if purchased directly, are **not** qualified SR&ED expenditures and are **not** eligible for an ITC on SR&ED expenditures.

Part 3 – Corporations in the farming industry

Complete this area if the corporation is making SR&ED contributions.

Is the corporation claiming a contribution in the current year to an agricultural organization whose goal is to finance SR&ED work (for example, check-off dues)? **102** 1 Yes 2 No

Contributions to agricultural organizations for SR&ED* **103** _____

If **yes**, complete Schedule 125, *Income Statement Information*, to identify the type of farming industry the corporation is involved in. For more information on Schedule 125, see Guide RC4088, *General Index of Financial Information (GIFI)*. Enter contributions on line 350 of Part 8.

* Enter only contributions not already included on Form T661. Include all of the contributions made before 2013 and 80% of the contributions made after 2012.

Qualified Property and Qualified Resource Property

Part 4 – Eligible investments for qualified property and qualified resource property from the current tax year

CCA* class number 105	Description of investment 110	Date available for use 115	Location used (province or territory) 120	Amount of investment 125

Total of investments for qualified property and qualified resource property _____ A

* CCA: capital cost allowance

Part 5 – Current-year credit and account balances – ITC from investments in qualified property and qualified resource property

ITC at the end of the previous tax year B

Deduct:

Credit deemed as a remittance of co-op corporations **210**

Credit expired **215**

Subtotal (line 210 plus line 215) **220** C

ITC at the beginning of the tax year (amount B minus amount C) **220**

Add:

Credit transferred on amalgamation or wind-up of subsidiary **230**

ITC from repayment of assistance **235**

Qualified property; and qualified resource property acquired after March 28, 2012, and before January 1, 2014* (applicable part of amount A from Part 4) x 10 % = **240**

Qualified resource property acquired after December 31, 2013, and before January 1, 2016 (applicable part of amount A from Part 4) x 5 % = **242**

Credit allocated from a partnership **250**

Subtotal (total of lines 230 to 250) D

Total credit available (line 220 plus amount D) E

Deduct:

Credit deducted from Part I tax (enter at amount D in Part 30) **260**

Credit carried back to the previous year(s) (amount H from Part 6) a

Credit transferred to offset Part VII tax liability **280**

Subtotal (total of line 260, amount a, and line 280) F

Credit balance before refund (amount E minus amount F) G

Deduct:

Refund of credit claimed on investments from qualified property and qualified resource property (from Part 7) **310**

ITC closing balance of investments from qualified property and qualified resource property(amount G minus line 310) **320**

* Include investments acquired after 2013 and before 2017 that are eligible for transitional relief.

Part 6 – Request for carryback of credit from investments in qualified property and qualified resource property

Year	Month	Day

1st previous tax year Credit to be applied **901**

2nd previous tax year Credit to be applied **902**

3rd previous tax year Credit to be applied **903**

Total (enter at amount a in Part 5) H

Part 7 – Refund of ITC for qualifying corporations on investments from qualified property and qualified resource property

Current-year ITCs (total of lines 240, 242, and 250 from Part 5) I

Credit balance before refund (amount G from Part 5) J

Refund (40 % of amount I or J, whichever is less) K

Enter amount K or a lesser amount on line 310 in Part 5 (also enter it on line 780 of the T2 return if the corporation does not claim an SR&ED ITC refund).

SR&ED

Part 8 – Qualified SR&ED expenditures

Current expenditures

Current expenditures (from line 557 on Form T661)	6,323,774		
Contributions to agricultural organizations for SR&ED			
Deduct:			
Government assistance, non-government assistance, or contract payment			
Contributions to agricultural organizations for SR&ED for the federal ITC (this amount is updated to line 103 of Part 3. For more details, consult the Help.)*		+	
Current expenditures (line 557 on Form T661 plus line 103 from Part 3)*	6,323,774	350	6,323,774
Capital expenditures incurred before 2014 (from line 558 on Form T661)**		360	
Repayments made in the year (from line 560 on Form T661)		370	
Qualified SR&ED expenditures (total of lines 350 to 370)		380	6,323,774

* If you are claiming only contributions made to agricultural organizations for SR&ED, line 350 should equal line 103 in Part 3. Do not file Form T661.

** Capital expenditures incurred after December 31, 2013, are not qualified SR&ED expenditures.

Part 9 – Components of the SR&ED expenditure limit calculation

Part 9 only applies if the corporation is a CCPC.

Note: A CCPC that calculates an SR&ED expenditure limit is considered to be associated with another corporation if it meets any of the conditions in subsection 256(1), except where:

- one corporation is associated with another corporation solely because one or more persons own shares of the capital stock of the corporation; and
- one of the corporations has at least one shareholder who is not common to both corporations.

Is the corporation associated with another CCPC for the purpose of calculating the SR&ED expenditure limit? **385** 1 Yes 2 No

Complete lines 390 and 398 if you answered **no** to the question at line 385 above or if the corporation is not associated with any other corporations (the amounts for associated corporations will be determined on Schedule 49)

Enter your taxable income for the previous tax year* (prior to any loss carry-backs applied) **390**

Enter your taxable capital employed in Canada for the previous tax year minus \$10 million. If this amount is nil or negative, enter "0". If this amount is over \$40 million, enter \$40 million **398**

* If either of the tax years referred to at line 390 is less than 51 weeks, multiply the taxable income by the following result: 365 divided by the number of days in these tax years.

Part 10 – SR&ED expenditure limit for a CCPC

For a stand-alone corporation: \$ 8,000,000

Deduct:			
Taxable income for the previous tax year (line 390 from Part 9) or \$500,000, whichever is more	x 10 =	A	
Excess (\$8,000,000 minus amount A; if negative, enter "0")		B	
\$ 40,000,000 minus line 398 from Part 9	a		
Amount a divided by \$ 40,000,000		C	
Expenditure limit for the stand-alone corporation (amount B multiplied by amount C)		D*	

For an associated corporation:
If associated, the allocation of the SR&ED expenditure limit as provided on Schedule 49 **400** E*

Where the tax year of the corporation is less than 51 weeks, calculate the amount of the expenditure limit as follows:

Amount D or E x $\frac{\text{Number of days in the tax year}}{365} = \frac{304}{365}$ F

Your SR&ED expenditure limit for the year (enter the amount from line D, E, or F, whichever applies) **410**

* Amount D or E cannot be more than \$3,000,000.

Part 11 – Investment tax credits on SR&ED expenditures

Current expenditures (line 350 from Part 8) or the expenditure limit (line 410 from Part 10), whichever is less*	420	x	35 %	=		G
Line 350 minus line 410 (if negative, enter "0")**	430	6,323,774	x	15 %	=	948,566 H
Line 410 minus line 350 (if negative, enter "0")						b
Capital expenditures (line 360 from Part 8) or amount b above, whichever is less*	440		x	35 %	=	I
Line 360 minus amount b above (if negative, enter "0")**	450		x	15 %	=	J
Repayments (amount from line 370 in Part 8)						
If a corporation makes a repayment of any government or non-government assistance, or contract payments that reduced the amount of qualified expenditures for ITC purposes, the amount of the repayment is eligible for a credit at the rate that would have applied to the repaid amount. Enter the amount of the repayment on the line that corresponds to the appropriate rate.**						
	460	x	35 %	=		c
	480	x	15 %	=		d
Subtotal (amount c plus amount d)						K
Current-year SR&ED ITC (total of amounts G to K; enter on line 540 in Part 12)						948,566 L

* For corporations that are not CCPCs, enter "0" for amounts G and I.

** For tax years that end after 2013, the general SR&ED rate is reduced from 20% to 15%, except that, for 2014 tax years that start before 2014, the reduction is pro-rated based on the number of days in the tax year that are after 2013.

Part 12 – Current-year credit and account balances – ITC from SR&ED expenditures

ITC at the end of the previous tax year						M
Deduct:						
Credit deemed as a remittance of co-op corporations	510					
Credit expired	515					
Subtotal (line 510 plus line 515)						N
ITC at the beginning of the tax year (amount M minus amount N)					520	
Add:						
Credit transferred on amalgamation or wind-up of subsidiary	530					
Total current-year credit (from amount L in Part 11)	540	948,566				
Credit allocated from a partnership	550					
Subtotal (total of lines 530 to 550)		948,566				948,566 O
Total credit available (line 520 plus amount O)						948,566 P
Deduct:						
Credit deducted from Part I tax (enter at amount E in Part 30)	560	948,566				
Credit carried back to the previous year(s) (amount S from Part 13)						e
Credit transferred to offset Part VII tax liability	580					
Subtotal (total of line 560, amount e, and line 580)		948,566				948,566 Q
Credit balance before refund (amount P minus amount Q)						R
Deduct:						
Refund of credit claimed on SR&ED expenditures (from Part 14 or 15, whichever applies)	610					
ITC closing balance on SR&ED (amount R minus line 610)	620					

Part 13 – Request for carryback of credit from SR&ED expenditures

	Year	Month	Day			
1st previous tax year				Credit to be applied	911 _____
2nd previous tax year				Credit to be applied	912 _____
3rd previous tax year				Credit to be applied	913 _____
					Total (enter at amount e in Part 12)	_____ S

Part 14 – Refund of ITC for qualifying corporations – SR&ED

Complete this part only if you are a qualifying corporation as determined at line 101 in Part 2.

Is the corporation an excluded corporation as defined under subsection 127.1(2)? **650** 1 Yes 2 No

Current-year ITC (lines 540 plus 550 from Part 12 minus amount K from Part 11) f

Refundable credits (amount f above or amount R from Part 12, whichever is less) T

Deduct:

Amount T or amount G from Part 11, whichever is less U

Net amount (amount T minus amount U; if negative, enter "0") V

Amount V multiplied by 40 % W

Add:

Amount U X

Refund of ITC (amount W plus amount X – enter this, or a lesser amount, on line 610 in Part 12) Y

Enter the total of lines 310 from Part 5 and 610 from Part 12 on line 780 of the T2 return.

* If you are also an excluded corporation [as defined in subsection 127.1(2)], this amount must be multiplied by 40%. Claim this, or a lesser amount, as your refund of ITC for amount Y.

Part 15 – Refund of ITC for CCPCs that are not qualifying or excluded corporations – SR&ED

Complete this box only if you are a CCPC that is not a qualifying or excluded corporation as determined at line 101 in Part 2.

Credit balance before refund (amount R from Part 12) Z

Deduct:

Amount Z or amount G from Part 11, whichever is less AA

Net amount (amount Z minus amount AA; if negative, enter "0") BB

Amount BB or amount I from Part 11, whichever is less CC

Amount CC multiplied by 40 % DD

Add :

Amount AA EE

Refund of ITC (amount DD plus amount EE) FF

Enter FF, or a lesser amount, on line 610 in Part 12 and also on line 780 of the T2 return.

Recapture – SR&ED

Part 16 – Recapture of ITC for corporations and corporate partnerships – SR&ED

You will have a recapture of ITC in a year when all of the following conditions are met:

- you acquired a particular property in the current year or in any of the 20 previous tax years, if the credit was earned in a tax year ending after 1997 and did not expire before 2008;
- you claimed the cost of the property as a qualified expenditure for SR&ED on Form T661;
- the cost of the property was included in calculating your ITC or was the subject of an agreement made under subsection 127(13) to transfer qualified expenditures; and
- you disposed of the property or converted it to commercial use after February 23, 1998. This condition is also met if you disposed of or converted to commercial use a property that incorporates the particular property previously referred to.

Note:

The recapture **does not apply** if you disposed of the property to a non-arm's-length purchaser who intended to use it all or substantially all for SR&ED. When the non-arm's-length purchaser later sells or converts the property to commercial use, the recapture rules will apply to the purchaser based on the historical ITC rate of the original user.

You will report a recapture on the T2 return for the year in which you disposed of the property or converted it to commercial use. In the following tax year, add the amount of the ITC recapture to the SR&ED expenditure pool.

If you have more than one disposition for calculations 1 and 2, complete the columns for each disposition for which a recapture applies, using the calculation formats below.

Calculation 1 – If you meet all of the above conditions

Amount of ITC you originally calculated for the property you acquired, or the original user's ITC where you acquired the property from a non-arm's length party, as described in the note above 700	Amount calculated using ITC rate at the date of acquisition (or the original user's date of acquisition) on either the proceeds of disposition (if sold in an arm's length transaction) or the fair market value of the property (in any other case) 710	Amount from column 700 or 710, whichever is less
Subtotal (enter this amount at amount C in Part 17)		A

Calculation 2 – Only if you transferred all or a part of the qualified expenditure to another person under an agreement described in subsection 127(13); otherwise, enter nil in amount B in Part 16 on page 9.

A Rate that the transferee used in determining its ITC for qualified expenditures under a subsection 127(13) agreement 720	B Proceeds of disposition of the property if you dispose of it to an arm's length person; or, in any other case, enter the fair market value of the property at conversion or disposition 730	C Amount, if any, already provided for in Calculation 1 (This allows for the situation where only part of the cost of a property is transferred under a subsection 127(13) agreement.) 740
--	---	--

Calculation 2 (continued) – Only if you transferred all or a part of the qualified expenditure to another person under an agreement described in subsection 127(13); otherwise, enter nil in amount B below.

D Amount determined by the formula (A x B) – C 	E ITC earned by the transferee for the qualified expenditures that were transferred 750	F Amount from column D or E, whichever is less
Subtotal (enter this amount at amount D in Part 17)		B

Calculation 3

As a member of the partnership, you will report your share of the SR&ED ITC of the partnership after the SR&ED ITC has been reduced by the amount of the recapture. If this amount is a positive amount, you will report it on line 550 in Part 12. However, if the partnership does not have enough ITC otherwise available to offset the recapture, then the amount by which reductions to ITC exceed additions (the excess) will be determined and reported on line 760 below.

Corporate partner's share of the excess of SR&ED ITC (amount to be reported at amount E in Part 1 **760** _____)

Part 17 – Total recapture of SR&ED investment tax credit

Recaptured ITC for calculation 1 from amount A in Part 16	_____	C
Recaptured ITC for calculation 2 from amount B in Part 16	_____	D
Recaptured ITC for calculation 3 from line 760 in Part 16	_____	E
Total recapture of SR&ED investment tax credit – total of amounts C to E	=====	F

Enter amount F at amount A in Part 29.

Pre-Production Mining

Part 18 – Pre-production mining expenditures

Exploration information

A mineral resource that qualifies for the credit means a mineral deposit from which the principal mineral to be extracted is diamond, a base or precious metal deposit, or a mineral deposit from which the principal mineral to be extracted is an industrial mineral that, when refined, results in a base or precious metal.

In column 800, list all minerals for which pre-production mining expenditures have taken place in the tax year.

For each of the minerals reported in column 800, identify each project (in column 805), mineral title (in column 806), and mining division (in column 807) where title is registered. If there is no mineral title, identify only the project and mining division.

List of minerals 800	Project name 805
Mineral title 806	Mining division 807

Pre-production mining expenditures*

Exploration:

Pre-production mining expenditures that the corporation incurred in the tax year for the purpose of determining the existence, location, extent, or quality of a mineral resource in Canada:

Prospecting	810 _____
Geological, geophysical, or geochemical surveys	811 _____
Drilling by rotary, diamond, percussion, or other methods	812 _____
Trenching, digging test pits, and preliminary sampling	813 _____

Development:

Pre-production mining expenditures incurred in the tax year for bringing a new mine in a mineral resource in Canada into production in reasonable commercial quantities and incurred before the new mine comes into production in such quantities:

Clearing, removing overburden, and stripping	820 _____
Sinking a mine shaft, constructing an adit, or other underground entry	821 _____

Other pre-production mining expenditures incurred in the tax year:

Description 825	Amount 826
Add amounts in column 826	_____ A

Total pre-production mining expenditures (total of lines 810 to 821 and amount A) **830** _____

Deduct:

Total of all assistance (grants, subsidies, rebates, and forgivable loans) or reimbursements that the corporation has received or is entitled to receive in respect of the amounts referred to at line 830 above **832** _____

Excess (line 830 minus line 832) (if negative, enter "0") **B**

Add:

Repayments of government and non-government assistance **835** _____

Pre-production mining expenditures (amount B plus line 835) **C**

* A pre-production mining expenditure is defined under subsection 127(9).

Part 19 – Current-year credit and account balances – ITC from pre-production mining expenditures

ITC at the end of the previous tax year D

Deduct:

Credit deemed as a remittance of co-op corporations **841**

Credit expired **845**

Subtotal (line 841 plus line 845) **850** E

ITC at the beginning of the tax year (amount D minus amount E) **850**

Add:

Credit transferred on amalgamation or wind-up of subsidiary **860**

Pre-production mining expenditures* incurred before January 1, 2013 (applicable part of amount C from Part 18) . . . **870** x 10 % = _____ a

Pre-production mining exploration expenditures incurred in 2013 (applicable part of amount C from Part 18) . . . **872** x 5 % = _____ b

Pre-production mining development expenditures incurred in 2014 (applicable part of amount C from Part 18) . . . **874** x 7 % = _____ c

Pre-production mining development expenditures incurred in 2015 (applicable part of amount C from Part 18) . . . **876** x 4 % = _____ d

Current year credit (total of amounts a to d) **880** F

Total credit available (total of lines 850, 860, and amount F) G

Deduct:

Credit deducted from Part I tax (enter at amount F in Part 30) **885**

Credit carried back to the previous year(s) (amount I from Part 20) e

Subtotal (line 885 plus amount e) H

ITC closing balance from pre-production mining expenditures (amount G minus amount H) **890**

* Also include pre-production mining development expenditures incurred before 2014 and pre-production mining development expenditures incurred after 2013 and before 2016 that are eligible for transitional relief.

Part 20 – Request for carryback of credit from pre-production mining expenditures

	Year	Month	Day		
1st previous tax year			 Credit to be applied	921
2nd previous tax year			 Credit to be applied	922
3rd previous tax year			 Credit to be applied	923
Total (enter at amount e in Part 19)					I

Apprenticeship Job Creation

Part 21 – Total current-year credit – ITC from apprenticeship job creation expenditures

If you are a related person as defined under subsection 251(2), has it been agreed in writing that you are the only employer who will be claiming the apprenticeship job creation tax credit for this tax year for each apprentice whose contract number (or social insurance number or name) appears below? (If not, you cannot claim the tax credit.) **611** 1 Yes 2 No

For each apprentice in their first 24 months of the apprenticeship, enter the apprenticeship contract number registered with Canada, or a province or territory, under an apprenticeship program designed to certify or license individuals in the trade. For the province, the trade must be a Red Seal trade. If there is no contract number, enter the social insurance number (SIN) or the name of the eligible apprentice.

A Contract number (SIN or name of apprentice)	B Name of eligible trade	C Eligible salary and wages*	D Column C x 10 %	E Lesser of column D or \$ 2,000
601	602	603	604	605
	444B	7,153	715	715
	434A	66,541	6,654	2,000

A Contract number (SIN or name of apprentice) 601	B Name of eligible trade 602	C Eligible salary and wages* 603	D Column C x 10 % 604	E Lesser of column D or \$ 2,000 605
	309A	2,600	260	260
	433A	57,169	5,717	2,000
	309A	2,683	268	268
	309A	51,717	5,172	2,000
	309A	51,010	5,101	2,000
	434A	43,297	4,330	2,000
	434A	59,873	5,987	2,000
	434A	97	10	10
	434A	1,472	147	147
	434A	908	91	91
	434A	2,101	210	210
	434A	2,861	286	286
	434A	2,132	213	213
	434A	221	22	22
	434A	55	6	6
	434A	1,956	196	196
	434A	1,908	191	191
	434A	79,149	7,915	2,000
	434A	21,129	2,113	2,000
	434A	28,140	2,814	2,000
	434A	21,621	2,162	2,000
	434A	26,875	2,688	2,000
	434A	22,199	2,220	2,000
	434A	24,019	2,402	2,000
	309A	3,509	351	351
	403A	79,723	7,972	2,000
	444B	5,439	544	544
	444B	7,654	765	765
	444B	57,239	5,724	2,000
	309A	8,238	824	824
	309A	8,414	841	841
	309A	12,982	1,298	1,298
	309A	3,049	305	305
	309A	9,431	943	943
	434A	61,135	6,114	2,000
	309A	11,821	1,182	1,182
	309A	10,609	1,061	1,061
	309A	12,769	1,277	1,277
	309A	11,821	1,182	1,182
	309A	12,704	1,270	1,270
	309A	10,457	1,046	1,046
	309A	14,045	1,405	1,405
	403A	70,769	7,077	2,000
	310T	76,766	7,677	2,000
	310T	82,687	8,269	2,000
	310T	63,507	6,351	2,000
	310T	38,679	3,868	2,000
	310T	64,419	6,442	2,000
	310T	62,416	6,242	2,000
	310T	58,574	5,857	2,000
	434A	63,264	6,326	2,000
	434A	61,409	6,141	2,000
	434A	64,010	6,401	2,000
	434A	67,746	6,775	2,000

A Contract number (SIN or name of apprentice) 601	B Name of eligible trade 602	C Eligible salary and wages* 603	D Column C x 10 % 604	E Lesser of column D or \$ 2,000 605
	434A	70,664	7,066	2,000
	434A	73,985	7,399	2,000
	434A	60,882	6,088	2,000
	434A	59,782	5,978	2,000
	434A	38,819	3,882	2,000
	434A	61,323	6,132	2,000
	434A	61,560	6,156	2,000
	434A	61,781	6,178	2,000
	434A	56,268	5,627	2,000
	434A	75,673	7,567	2,000
	434A	59,869	5,987	2,000
	309A	52,762	5,276	2,000
	309A	46,075	4,608	2,000
	403A	48,260	4,826	2,000
	309A	39,206	3,921	2,000
	309A	52,279	5,228	2,000
	434A	64,001	6,400	2,000
	434A	56,904	5,690	2,000
	434A	54,696	5,470	2,000
	434A	59,590	5,959	2,000
	434A	64,820	6,482	2,000
	434A	62,949	6,295	2,000
	434A	63,914	6,391	2,000
	434A	74,355	7,436	2,000
	434A	56,721	5,672	2,000
	434A	64,167	6,417	2,000
	434A	65,153	6,515	2,000
	434A	65,312	6,531	2,000
	434A	61,864	6,186	2,000
	434A	62,765	6,277	2,000
	434A	53,376	5,338	2,000
	434A	74,602	7,460	2,000
	434A	76,971	7,697	2,000
	309A	10,900	1,090	1,090
	309A	51,067	5,107	2,000
	309A	50,733	5,073	2,000
	309A	42,111	4,211	2,000
	309A	51,587	5,159	2,000
	309A	39,710	3,971	2,000
	434A	58,748	5,875	2,000
	434A	54,911	5,491	2,000
	434A	70,917	7,092	2,000
	434A	20,078	2,008	2,000
	434A	59,628	5,963	2,000
	434A	60,908	6,091	2,000
	434A	61,367	6,137	2,000
	434A	91,618	9,162	2,000
	434A	64,726	6,473	2,000
	434A	58,147	5,815	2,000
	434A	60,558	6,056	2,000
	434A	63,099	6,310	2,000
	434A	65,586	6,559	2,000
	434A	56,921	5,692	2,000
	434A	60,725	6,073	2,000

A Contract number (SIN or name of apprentice) 601	B Name of eligible trade 602	C Eligible salary and wages* 603	D Column C x 10 % 604	E Lesser of column D or \$ 2,000 605
	434A	69,944	6,994	2,000
	434A	54,041	5,404	2,000
	434A	67,544	6,754	2,000
	434A	66,248	6,625	2,000
	444B	57,963	5,796	2,000
	444B	54,022	5,402	2,000
	444B	50,712	5,071	2,000
	444B	51,389	5,139	2,000
	444B	51,397	5,140	2,000
	444B	50,512	5,051	2,000
	444B	49,043	4,904	2,000
	444B	50,698	5,070	2,000
	444B	49,904	4,990	2,000
	444B	53,070	5,307	2,000
	444B	49,561	4,956	2,000
	444B	58,532	5,853	2,000
	309A	27,408	2,741	2,000
	309A	12,954	1,295	1,295
	434A	57,553	5,755	2,000
	434A	71,107	7,111	2,000
	309A	34,846	3,485	2,000
	309A	41,772	4,177	2,000
	309A	39,463	3,946	2,000
	309A	48,999	4,900	2,000
	309A	41,544	4,154	2,000
	309A	43,390	4,339	2,000
	434A	65,086	6,509	2,000
	434A	55,569	5,557	2,000
	434A	61,098	6,110	2,000
	434A	36,555	3,656	2,000
	434A	71,129	7,113	2,000
	434A	71,533	7,153	2,000
	434A	60,281	6,028	2,000
	434A	67,621	6,762	2,000
	434A	25,071	2,507	2,000
	434A	70,829	7,083	2,000
	434A	66,358	6,636	2,000
	434A	60,805	6,081	2,000
	434A	58,110	5,811	2,000
	309A	55,359	5,536	2,000
	444B	51,082	5,108	2,000
	444B	54,249	5,425	2,000
	444B	59,122	5,912	2,000
	444B	50,467	5,047	2,000
	444B	47,912	4,791	2,000
	444B	47,119	4,712	2,000
	444B	47,473	4,747	2,000
	444B	50,695	5,070	2,000
	444B	55,799	5,580	2,000
	444B	50,412	5,041	2,000
	444B	49,840	4,984	2,000
	444B	53,839	5,384	2,000
	434A	47,351	4,735	2,000
	434A	52,940	5,294	2,000

A Contract number (SIN or name of apprentice) 601	B Name of eligible trade 602	C Eligible salary and wages* 603	D Column C x 10 % 604	E Lesser of column D or \$ 2,000 605
	434A	53,214	5,321	2,000
	434A	50,330	5,033	2,000
	434A	55,523	5,552	2,000
	434A	57,661	5,766	2,000
	434A	83,863	8,386	2,000
	434A	55,113	5,511	2,000
	434A	69,340	6,934	2,000
	434A	55,541	5,554	2,000
	434A	64,517	6,452	2,000
	434A	62,221	6,222	2,000
	434A	62,052	6,205	2,000
	434A	59,256	5,926	2,000
	434A	58,884	5,888	2,000
	434A	60,948	6,095	2,000
	434A	66,495	6,650	2,000
	309A	44,885	4,489	2,000
	309A	55,600	5,560	2,000
	309A	58,679	5,868	2,000
	434A	61,657	6,166	2,000
	434A	57,404	5,740	2,000
	434A	60,139	6,014	2,000
	434A	64,961	6,496	2,000
	434A	65,854	6,585	2,000
	434A	65,945	6,595	2,000
	434A	55,998	5,600	2,000
	434A	58,540	5,854	2,000
	434A	66,375	6,638	2,000
	434A	61,991	6,199	2,000
	434A	61,312	6,131	2,000
	434A	54,355	5,436	2,000
	434A	54,475	5,448	2,000
	434A	68,890	6,889	2,000
	434A	58,348	5,835	2,000
	434A	62,158	6,216	2,000
	444B	1,709	171	171
	444B	52,379	5,238	2,000
	444B	53,286	5,329	2,000
	444B	50,475	5,048	2,000
	444B	58,662	5,866	2,000
	444B	47,539	4,754	2,000
	444B	52,358	5,236	2,000
	444B	50,151	5,015	2,000
	444B	49,267	4,927	2,000
	444B	49,684	4,968	2,000
	444B	46,993	4,699	2,000
	444B	48,273	4,827	2,000
	309A	55,753	5,575	2,000
	309A	40,661	4,066	2,000
	309A	53,848	5,385	2,000
	309A	56,410	5,641	2,000
	309A	55,654	5,565	2,000
	309A	21,387	2,139	2,000
	309A	44,276	4,428	2,000
	309A	46,731	4,673	2,000

A Contract number (SIN or name of apprentice) 601	B Name of eligible trade 602	C Eligible salary and wages* 603	D Column C x 10 % 604	E Lesser of column D or \$ 2,000 605
	309A	45,197	4,520	2,000
	309A	53,579	5,358	2,000
	309A	48,776	4,878	2,000
	309A	48,785	4,879	2,000
	309A	53,363	5,336	2,000
	309A	43,929	4,393	2,000
	309A	46,608	4,661	2,000
	309A	70,126	7,013	2,000
	309A	54,751	5,475	2,000
	444B	43,315	4,332	2,000
	444B	49,231	4,923	2,000
	444B	52,131	5,213	2,000
	444B	48,522	4,852	2,000
	444B	43,218	4,322	2,000
	444B	44,791	4,479	2,000
	444B	51,367	5,137	2,000
	444B	48,295	4,830	2,000
	444B	39,240	3,924	2,000
	444B	51,109	5,111	2,000
	444B	50,362	5,036	2,000
	444B	47,540	4,754	2,000
	309A	43,986	4,399	2,000
	309A	54,531	5,453	2,000
	309A	40,908	4,091	2,000
	309A	39,879	3,988	2,000
	309A	37,025	3,703	2,000
	309A	39,416	3,942	2,000
	309A	56,963	5,696	2,000
	434A	58,790	5,879	2,000
	434A	67,623	6,762	2,000
	434A	66,484	6,648	2,000
	434A	57,307	5,731	2,000
	434A	47,093	4,709	2,000
	434A	65,327	6,533	2,000
	434A	57,635	5,764	2,000
	434A	55,900	5,590	2,000
	434A	54,120	5,412	2,000
	434A	64,034	6,403	2,000
	434A	60,366	6,037	2,000
	309A	29,971	2,997	2,000
	309A	31,075	3,108	2,000
	309A	38,471	3,847	2,000
	309A	48,608	4,861	2,000
	309A	33,152	3,315	2,000
	309A	33,475	3,348	2,000
	309A	50,611	5,061	2,000
	309A	34,520	3,452	2,000
	309A	39,369	3,937	2,000
	309A	31,075	3,108	2,000
	434A	58,445	5,845	2,000
	434A	18,888	1,889	1,889
	434A	72,336	7,234	2,000
	434A	50,222	5,022	2,000
	434A	54,336	5,434	2,000

A Contract number (SIN or name of apprentice) 601	B Name of eligible trade 602	C Eligible salary and wages* 603	D Column C x 10 % 604	E Lesser of column D or \$ 2,000 605
	434A	53,445	5,345	2,000
	434A	39,926	3,993	2,000
	434A	50,882	5,088	2,000
	434A	55,318	5,532	2,000
	434A	48,044	4,804	2,000
	434A	51,295	5,130	2,000
	434A	43,865	4,387	2,000
	434A	47,187	4,719	2,000
	434A	49,743	4,974	2,000
	434A	56,588	5,659	2,000
	434A	52,890	5,289	2,000
	434A	55,403	5,540	2,000
	434A	49,208	4,921	2,000
	434A	60,515	6,052	2,000
	310T	56,361	5,636	2,000
	310T	60,448	6,045	2,000
	310T	58,078	5,808	2,000
	310T	75,386	7,539	2,000
	310T	44,327	4,433	2,000
	434A	49,597	4,960	2,000
	434A	45,729	4,573	2,000
	434A	44,078	4,408	2,000
	434A	46,081	4,608	2,000
	434A	50,206	5,021	2,000
	434A	47,705	4,771	2,000
	434A	50,791	5,079	2,000
	434A	51,351	5,135	2,000
	434A	45,282	4,528	2,000
	434A	52,502	5,250	2,000
	434A	49,450	4,945	2,000
	434A	55,989	5,599	2,000
	434A	44,114	4,411	2,000
	434A	41,645	4,165	2,000
	434A	48,177	4,818	2,000
	434A	56,144	5,614	2,000
	403A	44,416	4,442	2,000
	309A	32,101	3,210	2,000
	309A	34,247	3,425	2,000
	309A	30,156	3,016	2,000
	309A	32,678	3,268	2,000
	309A	25,729	2,573	2,000
	403A	53,282	5,328	2,000
	434A	39,818	3,982	2,000
	434A	42,374	4,237	2,000
	434A	45,996	4,600	2,000
	434A	52,469	5,247	2,000
	434A	43,242	4,324	2,000
	434A	45,631	4,563	2,000
	434A	39,986	3,999	2,000
	434A	41,351	4,135	2,000
	434A	44,478	4,448	2,000
	434A	45,847	4,585	2,000
	434A	41,142	4,114	2,000
	434A	41,843	4,184	2,000

A Contract number (SIN or name of apprentice) 601	B Name of eligible trade 602	C Eligible salary and wages* 603	D Column C x 10 % 604	E Lesser of column D or \$ 2,000 605
	434A	39,645	3,965	2,000
	434A	47,876	4,788	2,000
	434A	42,719	4,272	2,000
	434A	36,276	3,628	2,000
	403A	22,418	2,242	2,000
	444B	49,085	4,909	2,000
	444B	35,248	3,525	2,000
	444B	33,420	3,342	2,000
	444B	30,596	3,060	2,000
	444B	40,765	4,077	2,000
	444B	29,590	2,959	2,000
	444B	31,190	3,119	2,000
	444B	28,590	2,859	2,000
	444B	31,181	3,118	2,000
	444B	29,050	2,905	2,000
	444B	28,355	2,836	2,000
	444B	29,543	2,954	2,000
	444B	28,113	2,811	2,000
	444B	29,003	2,900	2,000
	444B	30,799	3,080	2,000
	444B	30,403	3,040	2,000
	444B	36,791	3,679	2,000
	444B	28,840	2,884	2,000
	444B	32,840	3,284	2,000
	444B	33,506	3,351	2,000
	444B	30,411	3,041	2,000
	444B	22,747	2,275	2,000
	444B	30,010	3,001	2,000
	434A	36,427	3,643	2,000
	434A	39,642	3,964	2,000
	434A	39,328	3,933	2,000
	434A	35,149	3,515	2,000
	434A	40,201	4,020	2,000
	434A	46,735	4,674	2,000
	434A	36,964	3,696	2,000
	434A	37,725	3,773	2,000
	434A	34,625	3,463	2,000
	434A	35,712	3,571	2,000
	434A	38,974	3,897	2,000
	434A	40,470	4,047	2,000
	434A	44,787	4,479	2,000
	434A	38,790	3,879	2,000
	434A	36,825	3,683	2,000
	434A	42,368	4,237	2,000
	434A	40,201	4,020	2,000
	434A	38,197	3,820	2,000
	434A	38,097	3,810	2,000
	434A	35,829	3,583	2,000
	434A	42,241	4,224	2,000
	434A	34,774	3,477	2,000
	434A	55,232	5,523	2,000
	434A	32,170	3,217	2,000
	434A	33,233	3,323	2,000
	434A	41,220	4,122	2,000

A Contract number (SIN or name of apprentice)	B Name of eligible trade 602	C Eligible salary and wages* 603	D Column C x 10 % 604	E Lesser of column D or \$ 2,000 605
	434A	40,934	4,093	2,000
	434A	40,612	4,061	2,000
	434A	46,863	4,686	2,000
	434A	32,441	3,244	2,000
	434A	30,372	3,037	2,000
	434A	36,303	3,630	2,000
	434A	42,214	4,221	2,000
	309A	40,909	4,091	2,000
	309A	30,350	3,035	2,000
	309A	26,422	2,642	2,000
	309A	36,092	3,609	2,000
	309A	27,234	2,723	2,000
	309A	34,377	3,438	2,000
	309A	31,628	3,163	2,000
	309A	36,211	3,621	2,000
	309A	25,748	2,575	2,000
	309A	28,913	2,891	2,000
	433A	44,251	4,425	2,000
	433A	41,110	4,111	2,000
	403A	32,549	3,255	2,000
	309A	17,376	1,738	1,738
	309A	17,309	1,731	1,731
	309A	15,166	1,517	1,517
	309A	3,585	359	359
	434A	26,916	2,692	2,000
	434A	20,195	2,020	2,000
	434A	21,060	2,106	2,000
	434A	17,140	1,714	1,714
	434A	16,539	1,654	1,654
	434A	26,900	2,690	2,000
	434A	29,537	2,954	2,000
	434A	25,987	2,599	2,000
	434A	28,211	2,821	2,000
	434A	14,907	1,491	1,491
	434A	20,805	2,081	2,000
	434A	17,015	1,702	1,702
	434A	19,368	1,937	1,937
	434A	19,352	1,935	1,935
	434A	21,145	2,115	2,000
	434A	19,284	1,928	1,928
	434A	55,051	5,505	2,000
	309A	18,300	1,830	1,830

Total current-year credit (enter at line 640 in Part 22) 796,890 A

* Net of any other government or non-government assistance received or to be received.

Part 22 – Current-year credit and account balances – ITC from apprenticeship job creation expenditures

ITC at the end of the previous tax year			B
Deduct:			
Credit deemed as a remittance of co-op corporations	612		
Credit expired after 20 tax years	615		
Subtotal (line 612 plus line 615)			C
ITC at the beginning of the tax year (amount B minus amount C)		625	
Add:			
Credit transferred on amalgamation or wind-up of subsidiary	630		
ITC from repayment of assistance	635		
Total current-year credit (amount A from Part 21)	640	796,890	
Credit allocated from a partnership	655		
Subtotal (total of lines 630 to 655)		796,890	796,890 D
Total credit available (line 625 plus amount D)			796,890 E
Deduct:			
Credit deducted from Part I tax (enter at amount G in Part 30)	660	796,890	
Credit carried back to the previous year(s) (amount G from Part 23)			a
Subtotal (line 660 plus amount a)		796,890	796,890 F
ITC closing balance from apprenticeship job creation expenditures (amount E minus amount F)			690

Part 23 – Request for carryback of credit from apprenticeship job creation expenditures

	Year	Month	Day			
1st previous tax year			 Credit to be applied	931	
2nd previous tax year			 Credit to be applied	932	
3rd previous tax year			 Credit to be applied	933	
Total (enter at amount a in Part 22)						G

Child Care Spaces

Part 24 – Eligible child care spaces expenditures

Enter the eligible expenditures that the corporation incurred to create licensed child care spaces for the children of the employees and, potentially, for other children. The corporation cannot be carrying on a child care services business. The eligible expenditures include:

- the cost of depreciable property (other than specified property); and
- the specified child care start-up expenditures;

acquired or incurred only to create new child care spaces at a licensed child care facility.

Cost of depreciable property from the current tax year

CCA* class number	Description of investment	Date available for use	Amount of investment
665	675	685	695
1.			
Total cost of depreciable property from the current tax year			715

Add:

Specified child care start-up expenditures from the current tax year 705

Total gross eligible expenditures for child care spaces (line 715 plus line 705) A

Deduct:

Total of all assistance (including grants, subsidies, rebates, and forgivable loans) or reimbursements that the corporation has received or is entitled to receive in respect of the amounts referred to at line A 725

Excess (amount A minus line 725) (if negative, enter "0") B

Add:

Repayments by the corporation of government and non-government assistance 735

Total eligible expenditures for child care spaces(amount B plus line 735) 745

* CCA: capital cost allowance

Part 25 – Current-year credit – ITC from child care spaces expenditures

The credit is equal to 25% of eligible child care spaces expenditures incurred to a maximum of \$10,000 per child care space created in a licensed child care facility.

Eligible expenditures (from line 745) x 25 % = C

Number of child care spaces 755 x \$ 10,000 = D

ITC from child care spaces expenditures (amount C or D, whichever is less) E

Part 26 – Current-year credit and account balances – ITC from child care spaces expenditures

ITC at the end of the previous tax year F

Deduct:

Credit deemed as a remittance of co-op corporations **765**

Credit expired after 20 tax years **770**

Subtotal (line 765 plus line 770) **775** G

ITC at the beginning of the tax year (amount F minus amount G) **775**

Add:

Credit transferred on amalgamation or wind-up of subsidiary **777**

Total current-year credit (amount E from Part 25) **780**

Credit allocated from a partnership **782**

Subtotal (total of lines 777 to 782) H

Total credit available (line 775 plus amount H) I

Deduct:

Credit deducted from Part I tax (enter at amount H in Part 30) **785**

Credit carried back to the previous year(s) (amount K from Part 27) a

Subtotal (line 785 plus amount a) J

ITC closing balance from child care spaces expenditures(amount I minus amount J) **790**

Part 27 – Request for carryback of credit from child care space expenditures

	Year	Month	Day		
1st previous tax year	2014	12	31	Credit to be applied 941
2nd previous tax year	2013	12	31	Credit to be applied 942
3rd previous tax year	2012	12	31	Credit to be applied 943
Total (enter at amount a in Part 26)					K

Recapture – Child Care Spaces

Part 28 – Recapture of ITC for corporations and corporate partnerships – Child care spaces

The ITC will be recovered against the taxpayer's tax otherwise payable under Part I of the Act if, at any time within 60 months of the day on which the taxpayer acquired the property:

- the new child care space is no longer available; or
- property that was an eligible expenditure for the child care space is:
 - disposed of or leased to a lessee; or
 - converted to another use.

If the property disposed of is a child care space, the amount that can reasonably be considered to have been included in the original ITC (paragraph 127(27.12)(a)) **792** _____

In the case of eligible expenditures (paragraph 127(27.12)(b)), the lesser of:

The amount that can reasonably be considered to have been included in the original ITC **795** _____

25% of either the proceeds of disposition (if sold in an arm's length transaction) or the fair market value (in any other case) of the property **797** _____

Amount from line 795 or line 797, whichever is less **A**

Corporate partnerships

As a member of the partnership, you will report your share of the child care spaces ITC of the partnership after the child care spaces ITC has been reduced by the amount of the recapture. If this amount is a positive amount, you will report it on line 782 in Part 26. However, if the partnership does not have enough ITC otherwise available to offset the recapture, then the amount by which reductions to ITC exceed additions (the excess) will be determined and reported on line 799 below.

Corporate partner's share of the excess of ITC **799** _____

Total recapture of child care spaces investment tax credit(total of line 792, amount A, and line 799) **B**

Enter amount B at amount B in Part 29.

Summary of Investment Tax Credits

Part 29 – Total recapture of investment tax credit

Recaptured SR&ED ITC (from amount F in Part 17) **A**

Recaptured child care spaces ITC (from amount B in Part 28) **B**

Total recapture of investment tax credit (amount A plus amount B) **C**

Enter amount C on line 602 of the T2 return.

Part 30 – Total ITC deducted from Part I tax

ITC from investments in qualified property deducted from Part I tax (from line 260 in Part 5) **D**

ITC from SR&ED expenditures deducted from Part I tax (from line 560 in Part 12) **948,566 E**

ITC from pre-production mining expenditures deducted from Part I tax (from line 885 in Part 19) **F**

ITC from apprenticeship job creation expenditures deducted from Part I tax (from line 660 in Part 22) **796,890 G**

ITC from child care space expenditures deducted from Part I tax (from line 785 in Part 26) **H**

Total ITC deducted from Part I tax (total of amounts D to H) **1,745,456 I**

Enter amount I at line 652 of the T2 return.

Privacy Act, Personal Information Bank number CRA PPU 047

Summary of Investment Tax Credit Carryovers

Continuity of investment tax credit carryovers

CCA class number	97	Apprenticeship job creation ITC			
Current year					
	Addition current year (A)	Applied current year (B)	Claimed as a refund (C)	Carried back (D)	ITC end of year (A-B-C-D)
	796,890	796,890			
Prior years					
Taxation year		ITC beginning of year (E)	Adjustments (F)	Applied current year (G)	ITC end of year (E-F-G)
2014-12-31					
2013-12-31					
2012-12-31					
2011-12-31					
2010-12-31					
2009-12-31					
2008-12-31					
2007-12-31					
2006-12-31					
2005-12-31					*
2004-12-31					
2003-12-31					
2002-12-31					
2001-12-31					
2000-12-31					
1999-12-31					
					*
	Total				
B+C+D+G				Total ITC utilized	796,890

* The ITC end of year includes the amount of ITC expired from the 1st preceding year if it is before January 1, 1998, or the amount of ITC expired from the 2nd preceding year if it is after December 31, 1997. Note that this credit expires at the end of the tax year and any expired credit will be posted to line 215, 515, 615, 770 or 845, as applicable, in Schedule 31 the following year.

Taxable Capital Employed in Canada – Large Corporations

Corporation's name Hydro One Networks Inc.	Business number 87086 5821 RC0001	Tax year-end Year Month Day 2015-10-31
---	--------------------------------------	--

- Use this schedule in determining if the total taxable capital employed in Canada of the corporation (other than a financial institution or an insurance corporation) and its related corporations is greater than \$10,000,000.
- If the total taxable capital employed in Canada of the corporation and its related corporations is greater than \$10,000,000, file a completed Schedule 33 with your T2 Corporation Income Tax Return no later than six months from the end of the tax year.
- Unless otherwise noted, all legislative references are to the *Income Tax Act* and the *Income Tax Regulations*.
- Subsection 181(1) defines the terms **financial institution**, **long-term debt**, and **reserves**.
- Subsection 181(3) provides the basis to determine the carrying value of a corporation's assets or any other amount under Part I.3 for its capital, investment allowance, taxable capital, or taxable capital employed in Canada, or for a partnership in which it has an interest.
- If the corporation was a non-resident of Canada throughout the year and carried on a business through a permanent establishment in Canada, go to Part 4, **Taxable capital employed in Canada**.

Part 1 – Capital

Add the following year-end amounts:

Reserves that have not been deducted in calculating income for the year under Part I	101		
Capital stock (or members' contributions if incorporated without share capital)	103	3,429,000,000	
Retained earnings	104	1,018,000,000	
Contributed surplus	105	5,000,000	
Any other surpluses	106		
Deferred unrealized foreign exchange gains	107		
All loans and advances to the corporation	108		
All indebtedness of the corporation represented by bonds, debentures, notes, mortgages, hypothecary claims, bankers' acceptances, or similar obligations	109		
Any dividends declared but not paid by the corporation before the end of the year	110		
All other indebtedness of the corporation (other than any indebtedness for a lease) that has been outstanding for more than 365 days before the end of the year	111		
The total of all amounts, each of which is the amount, if any, in respect of a partnership in which the corporation held a membership interest at the end of the year, either directly or indirectly through another partnership (see note below)	112		
Subtotal (add lines 101 to 112)		4,452,000,000	4,452,000,000 A

Note:

Line 112 is determined by the formula $(A - B) \times C/D$ (as per paragraph 181.2(3)(g)) where:

- A is the total of all amounts that would be determined for lines 101, 107, 108, 109, and 111 in respect of the partnership for its last fiscal period that ends at or before the end of the year if
 - a) those lines applied to partnerships in the same manner that they apply to corporations, and
 - b) those amounts were computed without reference to amounts owing by the partnership
 - (i) to any corporation that held a membership interest in the partnership either directly or indirectly through another partnership, or
 - (ii) to any partnership in which a corporation described in subparagraph (i) held a membership interest either directly or indirectly through another partnership.
- B is the partnership's deferred unrealized foreign exchange losses at the end of the period,
- C is the share of the partnership's income or loss for the period to which the corporation is entitled either directly or indirectly through another partnership, and
- D is the partnership's income or loss for the period.

Part 1 – Capital (continued)

Subtotal A (from page 1) 4,452,000,000 A

Deduct the following amounts:

Deferred tax debit balance at the end of the year **121** _____

Any deficit deducted in calculating its shareholders' equity (including, for this purpose, the amount of any provision for the redemption of preferred shares) at the end of the year **122** _____

To the extent that the amount may reasonably be regarded as being included in any of lines 101 to 112 above for the year, any amount deducted under subsection 135(1) in calculating income under Part I for the year. **123** _____

Deferred unrealized foreign exchange losses at the end of the year **124** _____

Subtotal (add lines 121 to 124) _____ B

Capital for the year (amount A minus amount B) (if negative, enter "0") **190** 4,452,000,000

Part 2 – Investment allowance

Add the carrying value at the end of the year of the following assets of the corporation:

A share of another corporation **401** _____

A loan or advance to another corporation (other than a financial institution) **402** _____

A bond, debenture, note, mortgage, hypothecary claim, or similar obligation of another corporation (other than a financial institution) **403** _____

Long-term debt of a financial institution **404** _____

A dividend payable on a share of the capital stock of another corporation **405** _____

A loan or advance to, or a bond, debenture, note, mortgage, hypothecary claim or similar obligation of, a partnership each member of which was, throughout the year, another corporation (other than a financial institution) that was not exempt from tax under this Part (otherwise than because of paragraph 181.1(3d)), or another partnership described in paragraph 181.2(4)(d.1) **406** _____

An interest in a partnership (see note 2 below) **407** _____

Investment allowance for the year (add lines 401 to 407) **490** _____

Notes:

1. Lines 401 to 405 should not include the carrying value of a share of the capital stock of, a dividend payable by, or indebtedness of a corporation that is exempt from tax under Part I.3 (other than a non-resident corporation that at no time in the year carried on business in Canada through a permanent establishment).
2. Where the corporation has an interest in a partnership held either directly or indirectly through another partnership, refer to subsection 181.2(5) for additional rules regarding the carrying value of an interest in a partnership.
3. Where a trust is used as a conduit for loaning money from a corporation to another related corporation (other than a financial institution), the loan will be considered to have been made directly from the lending corporation to the borrowing corporation. Refer to subsection 181.2(6) for special rules that may apply.

Part 3 – Taxable capital

Capital for the year (line 190) 4,452,000,000 C

Deduct: Investment allowance for the year (line 490) _____ D

Taxable capital for the year (amount C minus amount D) (if negative, enter "0") **500** 4,452,000,000

Part 4 – Taxable capital employed in Canada

To be completed by a corporation that was resident in Canada at any time in the year

Taxable capital for the year (line 500)	4,452,000,000	x	Taxable income earned in Canada	610	1,235,974,281	=	Taxable capital employed in Canada	690	4,452,000,000
			Taxable income		1,235,974,281				

- Notes:**
1. Regulation 8601 gives details on calculating the amount of taxable income earned in Canada.
 2. Where a corporation's taxable income for a tax year is "0," it shall, for the purposes of the above calculation, be deemed to have a taxable income for that year of \$1,000.
 3. In the case of an airline corporation, Regulation 8601 should be considered when completing the above calculation.

To be completed by a corporation that was a non-resident of Canada throughout the year and carried on a business through a permanent establishment in Canada

Total of all amounts each of which is the carrying value at the end of the year of an asset of the corporation used in the year or held in the year, in the course of carrying on any business during the year through a permanent establishment in Canada **701**

Deduct the following amounts:

Corporation's indebtedness at the end of the year [other than indebtedness described in any of paragraphs 181.2(3)(c) to (f)] that may reasonably be regarded as relating to a business it carried on during the year through a permanent establishment in Canada **711**

Total of all amounts each of which is the carrying value at the end of year of an asset described in subsection 181.2(4) of the corporation that it used in the year, or held in the year, in the course of carrying on any business during the year through a permanent establishment in Canada **712**

Total of all amounts each of which is the carrying value at the end of year of an asset of the corporation that is a ship or aircraft the corporation operated in international traffic, or personal or movable property used or held by the corporation in carrying on any business during the year through a permanent establishment in Canada (see note below) **713**

Total deductions (add lines 711, 712, and 713) _____ **E**

Taxable capital employed in Canada (line 701 minus amount E) (if negative, enter "0") **790**

Note: Complete line 713 only if the country in which the corporation is resident did not impose a capital tax for the year on similar assets, or a tax for the year on the income from the operation of a ship or aircraft in international traffic, of any corporation resident in Canada during the year.

Part 5 – Calculation for purposes of the small business deduction

This part is applicable to corporations that are not associated in the current year, but were associated in the prior year.

Taxable capital employed in Canada (amount from line 690) **F**

Deduct: **10,000,000 G**

Excess (amount F minus amount G) (if negative, enter "0") _____ **H**

Calculation for purposes of the small business deduction(amount H x 0.225%) **I**

Enter this amount at line 415 of the T2 return.

Attached Schedule with Total

Part 1 – All loans and advances to the corporation

Title Schedule 33 - Supplementary Schedule

Description	Amount
LT Debt payable within a year (FS) A/C 330000	
Primary Debt (FS) A/C 302000	
Customer deposit (390000/392010/392000)	
P/Port Amounts withheld from contracts (425001)	
WSIB(451070)	
Banked Vacation(362100)	
Mark to Market Adjustment (304300)	
Unearned Revenue (Cash Deposits) A/C 427000 - 427100	
Total	

Attached Schedule with Total

Part 2 – A loan or advance to another corporation (other than a financial institution)

Title Schedule 33/CT23 - Supplementary Schedule

Description	Amount
Trade Receivables outstanding over 365 days	
Prepaid insurance(277180)	
Intercompany receivable	
Total	

Attached Schedule with Total

Part 1 – Reserves that have not been deducted in calculating income for the year under Part I

Title Part 1 – Reserves that have not been deducted in computing income for the

Description	Amount
Schedule 13 Adjustments	
Future Income Tax Liability	
Regulatory Future Income Tax Asset	
Total	

SHAREHOLDER INFORMATION

Name of corporation Hydro One Networks Inc.	Business Number 87086 5821 RC0001	Tax year end Year Month Day 2015-10-31
--	--------------------------------------	--

All private corporations must complete this schedule for any shareholder who holds 10% or more of the corporation's common and/or preferred shares.

Provide only one number per shareholder					
Name of shareholder (after name, indicate in brackets if the shareholder is a corporation, partnership, individual, or trust)	Business Number (If a corporation is not registered, enter "NR")	Social insurance number	Trust number	Percentage common shares	Percentage preferred shares
100	200	300	350	400	500
1 Hydro One Inc.	86999 4731 RC0001			100.000	
2					
3					
4					
5					
6					
7					
8					
9					
10					

General Rate Income Pool (GRIP) Calculation

Corporation's name Hydro One Networks Inc.	Business number 87086 5821 RC0001	Tax year-end Year Month Day 2015-10-31
---	--	--

On: 2015-10-31

- If you are a Canadian-controlled private corporation (CCPC) or a deposit insurance corporation (DIC), use this schedule to determine the general rate income pool (GRIP).
- When an eligible dividend was paid in the tax year, file a completed copy of this schedule with your *Corporation Income Tax Return*. Do not send your worksheets with your return, but keep them in your records in case we ask to see them later.
- All legislative references are to the *Income Tax Act* and the *Income Tax Regulations*.
- Subsection 89(1) defines the terms eligible dividend, excessive eligible dividend designation, general rate income pool, and low rate income pool.

Eligibility for the various additions

Answer the following questions to determine the corporation's eligibility for the various additions:

2006 addition

1. Is this the corporation's first taxation year that includes January 1, 2006? Yes No
 2. If not, what is the date of the taxation year end of the corporation's first year that includes January 1, 2006?
Enter the date and go directly to question 4 2006-12-31
 3. During that first year, was the corporation a CCPC or would it have been a CCPC if not for the election of subsection 89(11) ITA? Yes No
- If the answer to question 3 is yes, complete Part "GRIP addition for 2006".**

Change in the type of corporation

4. Was the corporation a CCPC during its preceding taxation year? Yes No
 5. Corporations that become a CCPC or a DIC Yes No
- If the answer to question 5 is yes, complete Part 4.**

Amalgamation (first year of filing after amalgamation)

6. Corporations that were formed as a result of an amalgamation Yes No
If the answer to question 6 is yes, answer questions 7 and 8. If the answer is no, go to question 9.
7. Was one or more of the predecessor corporations neither a CCPC nor a DIC? Yes No
If the answer to question 7 is yes, complete Part 4.
8. Was one or more of the predecessor corporation a CCPC or a DIC during the taxation year that ended immediately before amalgamation? Yes No
If the answer to question 8 is yes, complete Part 3.

Winding-up

9. Has the corporation wound-up a subsidiary in the preceding taxation year? Yes No
If the answer to question 9 is yes, answer questions 10 and 11. If the answer is no, go to Part 1.
10. Was the subsidiary neither a CCPC nor a DIC during its last taxation year? Yes No
If the answer to question 10 is yes, complete Part 4.
11. Was the subsidiary a CCPC or a DIC during its last taxation year? Yes No
If the answer to question 11 is yes, complete Part 3.

Part 1 – General rate income pool (GRIP)

GRIP at the end of the previous tax year		100	3,405,250,113	A
Taxable income for the year (DICs enter "0") *	110		1,235,974,281	B
Income for the credit union deduction * (amount E in Part 3 of Schedule 17)	120			
Amount on line 400, 405, 410, or 425 of the T2 return, whichever is less *	130			
For a CCPC, the lesser of aggregate investment income (line 440 of the T2 return) and taxable income *	140	3,094		
Subtotal (add lines 120, 130, and 140)			3,094	C
Income taxable at the general corporate rate (amount minus amount C) (if negative enter "0")	150		1,235,971,187	
After-tax income (line 150 multiplied by 0.72 (the general rate factor for the tax year))		190	889,899,255	D
Eligible dividends received in the tax year	200			
Dividends deductible under section 113 received in the tax year	210			
Subtotal (line 200 plus line 210)				E
GRIP addition:				
Becoming a CCPC (from amount PP in Part 4)	220			
Post-amalgamation (total of amounts EE in Part 3 and amounts PP in Part 4)	230			
Post-wind-up (total of amounts EE in Part 3 and amounts PP in Part 4)	240			
Subtotal (add lines 220, 230, and 240)	290			F
Subtotal (add amounts A, D, E, and F)			3,295,149,368	G
Eligible dividends paid in the previous tax year	300			
Excessive eligible dividend designations made in the previous tax year (If becoming a CCPC (subsection 89(4) applies), enter "0" on lines 300 and 310.)	310			
Subtotal (line 300 minus line 310)				H
GRIP before adjustment for specified future tax consequences (amount minus amount H) (amount can be negative)	490		3,295,149,368	
Total GRIP adjustment for specified future tax consequences to previous tax years (amount W from Part 2)	560			
GRIP at the end of the tax year (line 490 minus line 560) Enter this amount on line 160 of Schedule 55.	590		3,295,149,368	

* For lines 110, 120, 130, and 140, the income amount is the amount before considering specified future tax consequences. This phrase is defined in subsection 248(1). It includes the deduction of a loss carryback from subsequent tax years, a reduction of Canadian exploration expenses and Canadian development expenses that were renounced in subsequent tax years (e.g., flow-through share renunciations), reversals of income inclusions where an option is exercised in subsequent tax years, and the effect of certain foreign tax credit adjustments.

Part 2 – GRIP adjustment for specified future tax consequences to previous tax years

Complete this part if the corporation's taxable income of any of the previous three tax years took into account the specified future tax consequences defined in subsection 248(1) from the current tax year. Otherwise, enter "0" on line 560.

First previous tax year 2014-12-31

Taxable income before specified future tax consequences from the current tax year			297,411,344	J1
Enter the following amounts before specified future tax consequences from the current tax year:				
Income for the credit union deduction (amount E in Part 3 of Schedule 17)		K1		
Amount on line 400, 405, 410, or 425 of the T2 return, whichever is less		L1		
Aggregate investment income (line 440 of the T2 return)		M1		
Subtotal (add amounts K1, L1, and M1)				N1
Subtotal (amount J1 minus amount N1) (if negative, enter "0")			297,411,344	O1

Part 2 – GRIP adjustment for specified future tax consequences to previous tax years (continued)

Future tax consequences that occur for the current year					
Amount carried back from the current year to a prior year					
Non-capital loss carry-back (paragraph 111 (1)(a) ITA)	Capital loss carry-back	Restricted farm loss carry-back	Farm loss carry-back	Other	Total carrybacks

Taxable income after specified future tax consequences P1

Enter the following amounts after specified future tax consequences:

Income for the credit union deduction (amount E in Part 3 of Schedule 17) Q1

Amount on line 400, 405, 410, or 425 of the T2 return, whichever is less R1

Aggregate investment income (line 440 of the T2 return) S1

Subtotal (add amounts Q1, R1, and S1) T1

Subtotal (amount P1 minus amount T1) (if negative, enter "0") U1

Subtotal (amount O1 minus amount U1) (if negative, enter "0") V1

GRIP adjustment for specified future tax consequences to the first previous tax year

(amount V1 multiplied by 0.72) **500**

Second previous tax year 2013-12-31

Taxable income before specified future tax consequences from the current tax year 427,742,633 J2

Enter the following amounts before specified future tax consequences from the current tax year:

Income for the credit union deduction (amount E in Part 3 of Schedule 17) K2

Amount on line 400, 405, 410, or 425 of the T2 return, whichever is less L2

Aggregate investment income (line 440 of the T2 return) M2

Subtotal (add amounts K2, L2, and M2) N2

Subtotal (amount J2 minus amount N2) (if negative, enter "0") 427,742,633 O2

Future tax consequences that occur for the current year					
Amount carried back from the current year to a prior year					
Non-capital loss carry-back (paragraph 111 (1)(a) ITA)	Capital loss carry-back	Restricted farm loss carry-back	Farm loss carry-back	Other	Total carrybacks

Taxable income after specified future tax consequences P2

Enter the following amounts after specified future tax consequences:

Income for the credit union deduction (amount E in Part 3 of Schedule 17) Q2

Amount on line 400, 405, 410, or 425 of the T2 return, whichever is less R2

Aggregate investment income (line 440 of the T2 return) S2

Subtotal (add amounts Q2, R2, and S2) T2

Subtotal (amount P2 minus amount T2) (if negative, enter "0") U2

Subtotal (amount O2 minus amount U2) (if negative, enter "0") V2

GRIP adjustment for specified future tax consequences to the second previous tax year

(amount V2 multiplied by 0.72) **520**

Part 2 – GRIP adjustment for specified future tax consequences to previous tax years (continued)

Third previous tax year 2012-12-31

Taxable income before specified future tax consequences from the current tax year 487,554,778 J3
 Enter the following amounts before specified future tax consequences from the current tax year:
 Income for the credit union deduction (amount E in Part 3 of Schedule 17) K3
 Amount on line 400, 405, 410, or 425 of the T2 return, whichever is less L3
 Aggregate investment income (line 440 of the T2 return) 44,664 M3
 Subtotal (add amounts K3, L3, and M3) 44,664 ▶ 44,664 N3
 Subtotal (amount J3 minus amount N3) (if negative, enter "0") 487,510,114 ▶ 487,510,114 O3

Future tax consequences that occur for the current year					
Amount carried back from the current year to a prior year					
Non-capital loss carry-back (paragraph 111 (1)(a) ITA)	Capital loss carry-back	Restricted farm loss carry-back	Farm loss carry-back	Other	Total carrybacks

Taxable income after specified future tax consequences P3
 Enter the following amounts after specified future tax consequences:
 Income for the credit union deduction (amount E in Part 3 of Schedule 17) Q3
 Amount on line 400, 405, 410, or 425 of the T2 return, whichever is less R3
 Aggregate investment income (line 440 of the T2 return) S3
 Subtotal (add amounts Q3, R3, and S3) ▶ T3
 Subtotal (amount P3 minus amount T3) (if negative, enter "0") ▶ U3
 Subtotal (amount O3 minus amount U3) (if negative, enter "0") ▶ V3

GRIP adjustment for specified future tax consequences to the third previous tax year
 (amount V3 multiplied by 0.72) **540**
Total GRIP adjustment for specified future tax consequences to previous tax years:
 (add lines 500, 520, and 540) (if negative, enter "0") W
 Enter amount W on line 560 in part 1.

Part 3 – Worksheet to calculate the GRIP addition post-amalgamation or post-wind-up (predecessor or subsidiary was a CCPC or a DIC in its last tax year)

nb. 1 Postamalgamation Post-wind-up

Complete this part when there has been an amalgamation (within the meaning assigned by subsection 87(1)) or a wind-up (to which subsection 88(1) applies) and the predecessor or subsidiary corporation was a CCPC or a DIC in its last tax year. In the calculation below, **corporation** means a predecessor or a subsidiary. The last tax year for a predecessor corporation was its tax year that ended immediately before the amalgamation and for a subsidiary corporation was its tax year during which its assets were distributed to the parent on the wind-up.

For a post-wind-up, include the GRIP addition in calculating the parent's GRIP at the end of its tax year that immediately follows the tax year during which it receives the assets of the subsidiary.

Complete a separate worksheet for each predecessor and each subsidiary that was a CCPC or a DIC in its last tax year. Keep a copy of this calculation for your records, in case we ask to see it later.

Corporation's GRIP at the end of its last tax year AA
 Eligible dividends paid by the corporation in its last tax year BB
 Excessive eligible dividend designations made by the corporation in its last tax year CC
 Subtotal (amount BB minus amount CC) ▶ DD

GRIP addition post-amalgamation or post-wind-up (predecessor or subsidiary was a CCPC or a DIC in its last tax year)
 (amount AA minus amount DD) EE

After you complete this calculation for each predecessor and each subsidiary, calculate the total of all the EE amounts. Enter this total amount on:
 – line 230 for post-amalgamation; or
 – line 240 for post-wind-up.

Part 4 – Worksheet to calculate the GRIP addition post-amalgamation, post-wind-up (predecessor or subsidiary was not a CCPC or a DIC in its last tax year), or the corporation is becoming a CCPC

nb. 1 Corporation becoming a CCPC Postamalgamation Postwind-up

Complete this part when there has been an amalgamation (within the meaning assigned by subsection 87(1)) or a wind-up (to which subsection 88(1) applies) and the predecessor or subsidiary was not a CCPC or a DIC in its last tax year. Also, use this part for a corporation becoming a CCPC. In the calculation below, **corporation** means a corporation becoming a CCPC, a predecessor, or a subsidiary.

For a post-wind-up, include the GRIP addition in calculating the parent's GRIP at the end of its tax year that immediately follows the tax year during which it receives the assets of the subsidiary.

Complete a separate worksheet for **each** predecessor and **each** subsidiary that was not a CCPC or a DIC in its last tax year. Keep a copy of this calculation for your records, in case we ask to see it later.

Cost amount to the corporation of all property immediately before the end of its previous/last tax year FF

The corporation's money on hand immediately before the end of its previous/last tax year GG

Total of subsection 111(1) losses that would have been deductible in calculating the corporation's taxable income for the previous/last tax year if the corporation had had unlimited income from each business carried on and each property held and had realized an unlimited amount of capital gains for the previous/last tax year:

Non-capital losses	a
Net capital losses	b
Farm losses	c
Restricted farm losses	d
Limited partnership losses	e
Subtotal (add amounts a to e) <u> </u> ▶ <u> </u> 1		

Total of all amounts deducted under subsection 111(1) in calculating the corporation's taxable income for the previous/last tax year:

Non-capital losses	f
Net capital losses	g
Farm losses	h
Restricted farm losses	i
Limited partnership losses	j
Subtotal (add amounts f to j) <u> </u> ▶ <u> </u> 2		

Unused and unexpired losses at the end of the corporation's previous/last tax year: (amount 1 minus amount 2) ▶ HH

Subtotal (add amounts FF, GG, and HH) II

All the corporation's debts and other obligations to pay that were outstanding immediately before the end of its previous/last tax year JJ

Paid-up capital of all the corporation's issued and outstanding shares of capital stock immediately before the end of its previous/last tax year KK

All the corporation's reserves deducted in its previous/last tax year LL

The corporation's capital dividend account immediately before the end of its previous/last tax year MM

The corporation's low rate income pool immediately before the end of its previous/last tax year NN

Subtotal (add amounts JJ to NN) ▶ OO

GRIP addition post-amalgamation or post-wind-up (predecessor or subsidiary was not a CCPC or a DIC in its last tax year), or the corporation is becoming a CCPC (amount II minus amount OO) (if negative, enter "0") PP

After you complete this worksheet for each predecessor and each subsidiary, calculate the total of all the PP amounts. Enter this total amount on:

- line 220 for a corporation becoming a CCPC;
- line 230 for post-amalgamation; or
- line 240 for post-wind-up.

Part III.1 Tax on Excessive Eligible Dividend Designations

Corporation's name Hydro One Networks Inc.	Business number 87086 5821 RC0001	Tax year-end Year Month Day 2015-10-31
---	--------------------------------------	--

- Every corporation resident in Canada that pays a taxable dividend (other than a capital gains dividend within the meaning assigned by subsection 130.1(4) or 131(1)) in the tax year must file this schedule.
- Canadian-controlled private corporations (CCPC) and deposit insurance corporations (DIC) must complete Part 1 of this schedule. All other corporations must complete Part 2.
- Every corporation that has paid an eligible dividend must also file Schedule 53, *General Rate Income Pool (GRIP) Calculation*, or Schedule 54, *Low Rate Income Pool (LRIP) Calculation*, whichever is applicable.
- File the completed schedules with your T2 Corporation Income Tax Return no later than six months from the end of the tax year.
- All legislative references are to the *Income Tax Act* and the *Income Tax Regulations*.
- Subsection 89(1) defines the terms eligible dividend, excessive eligible dividend designation, general rate income pool (GRIP), and low rate income pool (LRIP).
- The calculations in Part 1 and Part 2 do not apply if the excessive eligible dividend designation arises from the application of paragraph (c) of the definition of excessive eligible dividend designation in subsection 89(1). This paragraph applies when an eligible dividend is paid to artificially maintain or increase the GRIP or to artificially maintain or decrease the LRIP.

Do not use this area

Part 1 – Canadian-controlled private corporations and deposit insurance corporations

Taxable dividends paid in the tax year not included in Schedule 3	_____	
Taxable dividends paid in the tax year included in Schedule 3	870,455,244	
Total taxable dividends paid in the tax year	100 870,455,244	
Total eligible dividends paid in the tax year		150 _____ A
GRIP at the end of the tax year (line 590 on Schedule 53) (if negative, enter "0")		160 3,295,149,368 B
Excessive eligible dividend designation (line 150 minus line 160)		_____ C
Deduct:		
Excessive eligible dividend designations elected under subsection 185.1(2) to be treated as ordinary dividends		180 _____ D
	Subtotal (amount C minus amount D)	_____ E
Part III.1 tax on excessive eligible dividend designations – CCPC or DIC (amount E multiplied by 20 %)		190 _____ F

Enter the amount from line 190 on line 710 of the T2 return.

Part 2 – Other corporations

Taxable dividends paid in the tax year not included in Schedule 3	_____	
Taxable dividends paid in the tax year included in Schedule 3	_____	
Total taxable dividends paid in the tax year	200 _____	
Total excessive eligible dividend designations in the tax year (amount from line A of Schedule 54)		_____ G
Deduct:		
Excessive eligible dividend designations elected under subsection 185.1(2) to be treated as ordinary dividends		280 _____ H
	Subtotal (amount G minus amount H)	_____ I
Part III.1 tax on excessive eligible dividend designations – Other corporations (amount I multiplied by 20 %)		290 _____ J

Enter the amount from line 290 on line 710 of the T2 return.

* You can elect to treat all or part of your excessive eligible dividend designation as a separate taxable dividend in order to eliminate or reduce the Part III.1 tax otherwise payable. You must file the election on or before the day that is 90 days after the day the notice of assessment for Part III.1 tax was sent. We will accept an election before the assessment of the tax. For more information on how to make this election, go to www.cra.gc.ca/eligibledividends.

Capital Dividend Account Balance Calculation Worksheet

Corporation's name Hydro One Networks Inc.	Business number 87086 5821 RC0001	Tax year-end Year Month Day 2015-10-31
---	--	--

- A private corporation can use this worksheet to calculate its current capital dividend account (CDA) balance. This schedule is a worksheet only. You do not have to file it with the T2 Corporation Income Tax Return.
- All legislative references are to the federal *Income Tax Act*.
- This schedule does not replace the law. For more information, see the applicable legislation in the Act.
- The CDA keeps track of various tax-free amounts that a private corporation accumulates. These amounts may be distributed as capital dividends free of tax to the corporation's Canadian-resident shareholders. A corporation paying a capital dividend must file Form T2054 *Election for a capital dividend under subsection 83(2)*.
- If you will be filing a T2054 election, note that the election under subsection 83(2) cannot exceed the balance of the CDA. If the election amount exceeds the account balance, the corporation may have to pay Part III tax on the excessive dividends. See section 184 for more information.

Part 1 – Capital dividend account components

1 Tax year-end (YYYY/MM/DD) (Note 1)	2 Non-taxable portion of capital gains and non-deductible capital losses (Note 2)	3 Capital dividends received (Note 3)	4 Eligible capital property (Note 4)	4A Non-taxable portion of eligible capital property sales	5 Life insurance proceeds (Note 5)	6 Non-taxable portion of capital gains from a trust (Note 6)	7 Capital dividends from a trust (Note 7)
2006-12-31	6,795,753						
2007-12-31	195,907						
2008-12-31							
2009-12-31	1,070,321						
2010-12-31	2,495,683						
2011-12-31							
2012-12-31	44,665						
2013-12-31							
2014-12-31			68,962,944				
2015-10-31	3,094		74,780,577				
Totals	10,605,423						

If you need more space, use additional worksheets.

- Note 1.** Include as many tax years as required. Start your list with the tax year that began after the corporation last became a private corporation and that ended after 1971. End your list immediately before the balance in the CDA account is to be determined (referred to in Note 10 ~~the~~ **period**).
- Note 2.** Include all non-taxable portions of capital gains and non-deductible capital losses, as well as the non-deductible portion of allowable business investment losses, in accordance with paragraph (a) of the definition of **capital dividend account** in subsection 89(1), and the non-taxable gain from the disposition of a property made on or after March 22, 2011, per subsection 40(12).
- Note 3.** Include capital dividends received from other corporations in accordance with paragraph (b) of the definition of capital dividend account in subsection 89(1).
- Note 4.**
- Include all acquisitions of eligible capital property in accordance with variable A of the definition of **cumulative eligible capital** in subsection 14(5). Show them as negative amounts; and
 - include all dispositions of eligible capital property in accordance with variable E of the definition of cumulative eligible capital in subsection 14(5). Show them as positive amounts.
- Note 5.** Include the net proceeds of each life insurance policy (in excess of the adjusted cost basis of each policy) that the corporation was a beneficiary of, in accordance with paragraph (d) of the definition of capital dividend account in subsection 89(1).
- Note 6.** Include the non-taxable portion of capital gains distributed by a trust in accordance with paragraph (f) of the definition of capital dividend account in subsection 89(1). Include only capital gains from a trust applicable to capital dividend elections that became payable after 1997.
- Note 7.** Include the portion of capital dividends received by a trust and distributed to the corporation in accordance with paragraph (g) of the definition of capital dividend account in subsection 89(1). Include only capital dividends from a trust applicable to capital dividend elections that became payable after 1997.

Part 2 – Additional information

For each capital dividend received, as represented in column 3 in Part 1, provide the name and business number of the corporation that paid the capital dividend and the date the dividend became payable.

	1 Name of corporation	2 Business number	3 Date the dividend became payable (YYYY/MM/DD)
1.			

If you need more space, use additional worksheets.

Part 3 – CDA balance

Non-taxable portion of capital gains and non-deductible capital losses (total of column 2 in Part 1; if negative enter "0")	10,605,423	A
Capital dividends received (total of column 3 in Part 1)		B
Eligible capital property (as calculated per paragraphs (c), (c.1) and (c.2) in the definition of capital dividend account; if negative, enter "0")		C
Life insurance proceeds (total of column 5 in Part 1; if negative, enter "0")		D
Life insurance CDA (Note 8)		E
Non-taxable portion of capital gains from a trust (total of column 6 in Part 1)		F
Capital dividends from a trust (total of column 7 in Part 1)		G
Amounts from predecessor corporations (Note 9)		H
Subtotal (total of amounts A to H)	10,605,423	I

Deduct:

Aggregate of dividends – prior years		
Dividends paid or payable for the year	+	
Capital dividends that previously became payable (Note 10)	=	▶
CDA balance up to which a capital dividend can be paid (amount minus amount J) (Note 11)		10,605,423

Eligible capital property

Disposition incurred during a taxation year after October 17, 2000

Amount to include in income under paragraph 14(1)(b): Amount on line S of Schedule 10 for taxation years ending after October 17, 2000 – for the current year		
Appropriate portion of the amount deducted as a bad debt (subsection 20(4.2)) or eligible capital loss (subsection 20(4.3)) for taxation years ending after October 17, 2000 – for the current year	-	
Non-taxable portion of eligible capital property sales	=	▶
CDA balance (amount I minus amount J plus amount L)		10,605,423

Note 8. Include the balance of the corporation's life insurance CDA immediately before May 24, 1985, in accordance with paragraph (e) of the definition of capital dividend account in subsection 89(1). Where a private corporation became a beneficiary under a life insurance policy after June 28, 1982, and received, before May 24, 1985, the proceeds of the policy because the insured person died, the net proceeds were included in the corporation's life insurance CDA.

Note 9. – For amalgamations and wind-ups occurring **before** July 14, 1990, the CDA balance of each predecessor or subsidiary corporation is computed separately and these CDA balances are added to the CDA of the successor or parent corporation. Do not carry forward negative amounts, as these are deemed to be nil.
– For amalgamations and wind-ups occurring **after** July 13, 1990, the amounts of all the CDA components of each predecessor or subsidiary corporation are carried over into the calculation of the CDA components of the new corporation. As a result, a negative balance in a component of a CDA of a predecessor or subsidiary corporation is reflected in the CDA of the successor or parent corporation. Include a separate CDA calculation on a separate worksheet for each predecessor or subsidiary corporation.
– For amalgamations, see paragraph 87(2)(z.1). For wind-ups, see paragraph 88(1)(e.2).

Note 10. Enter the total of all capital dividends that became payable during the period explained in Note 1.

Note 11. This amount represents the balance in the CDA as of the particular time of calculation.

Ontario Corporation Tax Calculation

Corporation's name Hydro One Networks Inc.	Business number 87086 5821 RC0001	Tax year-end Year Month Day 2015-10-31
---	--------------------------------------	--

- Use this schedule if the corporation had a permanent establishment (as defined in section 400 of the federal *Income Tax Regulations*) in Ontario at any time in the tax year and had Ontario taxable income in the year.
- All legislative references are to the federal *Income Tax Act* and *Income Tax Regulations*.
- This schedule is a worksheet only. You do not have to file it with your *T2 Corporation Income Tax Return*.

Part 1 – Ontario basic rate of tax for the year

Ontario basic rate of tax for the year	<u>11.5 %</u>	A
--	---------------	---

Part 2 – Calculation of Ontario basic income tax

Ontario taxable income *	<u>1,235,974,281</u>	B
Ontario basic income tax amount B multiplied by Ontario basic rate of tax for the year (rate A from Part 1)	<u>142,137,042</u>	C

If the corporation has a permanent establishment in more than one jurisdiction, or is claiming an Ontario tax credit in addition to Ontario basic income tax, or has Ontario corporate minimum tax or Ontario special additional tax on life insurance corporations payable, enter amount C on line 270 of Schedule 5, *Tax Calculation Supplementary – Corporations*. Otherwise, enter it on line 760 of the T2 return.

* If the corporation has a permanent establishment only in Ontario, enter the amount from line 360 or line Z, whichever applies, of the T2 return. Otherwise, enter the taxable income allocated to Ontario from column F in Part 1 of Schedule 5.

Part 3 – Ontario small business deduction (OSBD)

Complete this part if the corporation claimed the federal small business deduction under subsection 125(1) or would have claimed it if subsection 125(5.1) had not been applicable in the tax year.

Income from active business carried on in Canada (amount from line 400 of the T2 return)	1,236,491,829	1
Federal taxable income, less adjustment for foreign tax credit (amount from line 405 of the T2 return)	1,235,974,281	2
Federal business limit before the application of subsection 125(5.1) (amount from line 410 of the T2 return)	416,438	3

Ontario business limit reduction:

Amount from line 3 416,438 a

Deduct:

Amount from line E of the T2 return 580,264,709 × $\frac{\text{Number of days in the tax year after May 1, 2014}}{\text{Number of days in the tax year}}$ $\frac{304}{304} =$ 580,264,709 b

Reduced Ontario business limit (amount **aminus** amount b) (if negative, enter "0") ▶ _____ 4

Enter the least of amounts 1, 2, 3, and 4 _____ D

Ontario domestic factor (ODF): $\frac{\text{Ontario taxable income}^*}{\text{Taxable income earned in all provinces and territories}^{**}}$ $\frac{1,235,974,281.00}{1,235,974,281} =$ 1.00000 E

Amount D × ODF (line E) _____ c

Ontario taxable income (amount B from Part 2) 1,235,974,281 d

Ontario small business income (lesser of amount c and amount d) _____ F

OSBD rate for the year 7 % G

Ontario small business deduction: amount F multiplied by rate G _____ H

Enter amount H on line 402 of Schedule 5.

* Enter amount B from Part 2.

** Includes the offshore jurisdictions for Nova Scotia and Newfoundland and Labrador.

Part 4 – Ontario adjusted small business income

Complete this part if the corporation was a Canadian-controlled private corporation throughout the tax year and is claiming the Ontario tax credit for manufacturing and processing or the Ontario credit union tax reduction.

Ontario adjusted small business income (lesser of amount D and amount d from Part 3) _____ I

Enter amount I on line K in Part 5 of this schedule or on line B in Part 2 of Schedule 50~~0~~ *Ontario Tax Credit for Manufacturing and Processing*, whichever applies.

Part 5 – Calculation of credit union tax reduction

Complete this part and Schedule 17, *Credit Union Deductions*, if the corporation was a credit union throughout the tax year.

Amount D from Part 3 of Schedule 17	_____ J
Deduct:		
Ontario adjusted small business income (amount I from Part 4)	_____ K
Subtotal (amount J minus amount K) (if negative, enter "0")	===== L
Amount L multiplied by rate G from Part 3	===== M
Ontario domestic factor (line E from Part 3)	===== 1.00000 N
Ontario credit union tax reduction (amount M multiplied by ODF from line N)	===== O

Enter amount O on line 410 of Schedule 5.

ONTARIO RESEARCH AND DEVELOPMENT TAX CREDIT

Name of corporation	Business Number	Tax year-end Year Month Day
Hydro One Networks Inc.	87086 5821 RC0001	2015-10-31

- Use this schedule to:
 - calculate an Ontario research and development tax credit (ORDTC);
 - claim an ORDTC earned in the tax year or carried forward from any of the 20 previous tax years that are a tax year ending after December 31, 2008, to reduce Ontario corporate income tax payable in the current tax year;
 - carry back an ORDTC to reduce Ontario corporate income tax payable in any of the three previous tax years, but not to a tax year that ends before January 1, 2009;
 - add an ORDTC that was allocated to the corporation by a partnership of which it was a member;
 - transfer an ORDTC after an amalgamation or windup; or
 - calculate a recapture of the ORDTC.
- The ORDTC is a 4.5% non-refundable tax credit on eligible expenditures incurred by a corporation in a tax year that ends after December 31, 2008.
- An eligible expenditure is an expenditure for a permanent establishment in Ontario of a corporation, that is a qualified expenditure for the purposes of section 127 of the federal *Income Tax Act* for scientific research and experimental development (SR&ED) carried on in Ontario.
- Only corporations that are not exempt from Ontario corporate income tax and none of whose income is exempt income can claim the ORDTC.
- Attach a completed copy of this schedule to the *T2 Corporation Income Tax Return*.

Part 1 – Ontario SR&ED expenditure pool

Total eligible expenditures incurred by the corporation in Ontario in the tax year	100	6,596,622	A
Deduct: Government assistance, non-government assistance, or a contract payment for eligible expenditures	105		B
Net eligible expenditures for the tax year (amount minus amount B) (if negative, enter "0")		6,596,622	C
Add: Eligible expenditures transferred to the corporation by another corporation	110		D
Subtotal (amount C plus amount D)		6,596,622	E
Deduct: Eligible expenditures the corporation transferred to another corporation	115		F
Ontario SR&ED expenditure pool (amount E minus amount F) (if negative, enter "0")	120	6,596,622	G

Part 2 – Calculation of the current part of the ORDTC

Ontario SR&ED expenditure pool (amount G in Part 1)	6,596,622	x	4.50 %	=	200	296,848	H
ORDTC allocated to a corporation by a partnership of which it is a member (other than a specified member) for a fiscal period that ends in the corporation's tax year *					205		I
* If there is a disposal or change of use of eligible property, see Part 6							
Repayment made in the tax year of government or non-government assistance or a contract payment that reduced an eligible expenditure other than for first term or second term shared-use equipment	210	x	4.50 %	=	215		J
Repayment made in the tax year of government or non-government assistance or a contract payment that reduced an eligible expenditure for first term or second term shared-use equipment	220	x	1 / 4	=	225		K
Current part of the ORDTC (total of amounts H to K)					230	296,848	L

Part 3 – Calculation of ORDTC available for deduction and ORDTC balance

ORDTC balance at the end of the previous tax year M

Deduct: ORDTC expired after 20 tax years **300** N

ORDTC at the beginning of the tax year (amount M minus amount N) **305** O

Add:

ORDTC transferred on amalgamation or windup **310** P

Current part of ORDTC (amount L in Part 2) 296,848 Q

Are you waiving all or part of the current part of the ORDTC? **315** Yes 1 No 2

If you answered **yes** at line 315, enter the amount of the tax credit waived on line 320.

If you answered **no** at line 315, enter "0" on line 320.

Deduct: Waiver of the current part of the ORDTC **320** R

Subtotal (amount Q minus amount R) 296,848 S

ORDTC available for deduction (total of amounts O, P and S) 296,848 T

Deduct:

ORDTC claimed * (Enter amount U on line 416 of Schedule 5, *Tax Calculation Supplementary – Corporations*) 296,848 U

ORDTC carried back to a previous tax year (from Part 4) V

Subtotal (amount U plus amount V) 296,848 W

ORDTC balance at the end of the tax year (amount T minus amount W) **325** X

* This amount cannot be more than the lesser of the following amounts:
– ORDTC available for deduction (amount T); or
– Ontario corporate income tax payable before the ORDTC and the Ontario corporate minimum tax credit (amount from line E6 of Schedule 5).

Part 4 – Request for carryback of tax credit

	Year	Month	Day		
1 st previous tax year	2014	12	31 Credit to be applied	901 _____
2 nd previous tax year	2013	12	31 Credit to be applied	902 _____
3 rd previous tax year	2012	12	31 Credit to be applied	903 _____
Total (enter amount on line V in Part 3)					_____

Part 5 – Analysis of tax credit available for carryforward by tax year of origin

You can complete this part to show all the credits from preceding tax years available for carryforward, by year of origin. This will help you determine the amount of credit that could expire in following years.

Tax year of origin (earliest tax year first)			Credit available	Tax year of origin (earliest tax year first)			Credit available
Year	Month	Day		Year	Month	Day	
				2005	12	31	
				2006	12	31	
				2007	12	31	
				2008	12	31	
				2009	12	31	
				2010	12	31	
				2011	12	31	
				2012	12	31	
				2013	12	31	
				2014	12	31	
				2015	10	31	
1999	12	31					
2000	12	31					
2001	12	31					
2002	12	31					
2003	12	31					
2004	12	31					
				Total (equals line 325 in Part 3) _____			

The amount available from the 20th preceding tax year will expire after this year. When you file your return for the next year, you will enter the expired amount on line 300 of Schedule 508 for that year.

Part 6 – Calculation of a recapture of ORDTC

You will have a recapture of ORDTC in a tax year when you meet all of the following conditions:

- you acquired a particular property in the current year or in any of the 20 previous tax years if the ORDTC was earned in a tax year ending after 2008;
- you claimed the cost of the property as an eligible expenditure for the ORDTC;
- the cost of the property was included in computing your ORDTC or was subject to an agreement made under subsection 127(13) of the federal Act to transfer qualified expenditures and section 42 of the *Taxation Act, 2007* (Ontario) applied; and
- you disposed of the property or converted it to commercial use in a tax year ending after December 31, 2008. You also meet this condition if you disposed of or converted to commercial use a property which incorporates the particular property previously referred to.

Note: The recapture **does not apply** if you disposed of the property to a non-arm's length purchaser who intended to use it all or substantially all for SR&ED in Ontario. When the non-arm's length purchaser later sells or converts the property to commercial use, the recapture rules will apply to the purchaser based on the historical federal investment tax credit (ITC) rate * of the original user in Calculation 1 below.

You have to report the recapture on Schedule 5 for the year in which you disposed of the property or converted it to commercial use. If the corporation is a member of a partnership, report its share of the recapture.

If you have more than one disposition for calculations 1 and 2, complete the columns for each disposition for which a recapture applies, using the calculation formats below.

* Federal ITC in calculations 1 and 2 should be determined without reference to paragraph (e) of the definition **investment tax credit** in subsection 127(9) of the federal Act.

Calculation 1 – If you meet all of the above conditions

	Y	Z	AA
	Amount of federal ITC you originally calculated for the property you acquired, or the original user's federal ITC where you acquired the property from a non-arm's length party, as described in the note above	Amount calculated using the federal ITC rate at the date of acquisition (or the original user's date of acquisition) on either the proceeds of disposition (if sold in an arm's length transaction) or the fair market value of the property (in any other case)	Amount from column 700 or 710, whichever is less
	700	710	
1.			

Subtotal (enter amount BB, on line KK in Part 7) _____ **BB**

Calculation 2 – If the corporation is deemed by subsection 42(1) of the *Taxation Act, 2007* (Ontario) to have transferred all or part of the eligible expenditure to another corporation as a consequence of an agreement described in subsection 127(13) of the federal Act complete Calculation 2. Otherwise, enter nil on line II.

CC	DD	EE
The rate percentage that the transferee used to determine its federal ITC for a qualified expenditure that was transferred under an agreement under subsection 127(13) of the federal Act	The proceeds of disposition of the property if you dispose of it to a person at arm's length; or, in any other case, the fair market value of the property at conversion or disposition	The amount, if any, already provided for in Calculation 1 (this allows for the situation where only part of the cost of a property is transferred for an agreement under subsection 127(13) of the federal Act)
720	730	740
1.		

FF	GG	HH
Amount determined by the formula (CC x DD) – EE (using the columns above)	The federal ITC earned by the transferee for the qualified expenditure that was transferred	Amount from column FF or GG, whichever is less
	750	
1.		

Subtotal (enter amount II on line LL below) _____ **II**

Calculation 3

As a member of a partnership, you will report your share of the ORDTC of the partnership after the ORDTC has been reduced by the amount of the recapture. If this is a positive amount, you will report it on line 205 in Part 2. However, if the partnership does not have enough ORDTC otherwise available to offset the recapture, then the amount by which reductions to the ORDTC exceeds additions (the excess) will be determined and reported on line JJ.

Corporate partner's share of the excess of ORDTC (enter amount JJ at line NN below) **760** _____ **JJ**

Part 7 – Total recapture of ORDTC

Recaptured federal ITC for Calculation 1 (amount from line BB)	_____	KK
Recaptured federal ITC for Calculation 2 (amount from line II above)	_____	LL
Amount KK plus amount LL	=====	x 23.56 % = _____ MM
Add: Corporate partner's share of the excess of ORDTC for Calculation 3 (amount from line JJ above)	_____	NN
Recapture of ORDTC (amount MM plus amount NN) (enter amount OO on line 277 of Schedule 5)	=====	OO

**Schedule A - Worksheet for eligible expenditures incurred by the corporation
in Ontario for the current taxation year**

This worksheet allows you to report the amount of eligible expenditures entered on Form T661, *Scientific Research and Experimental Development (SR&ED) Expenditures Claim* which represents eligible expenditures as defined in section 127 of the *Income Tax Act* (ITA) with regard to scientific research and experimental development (SR&ED) **carried on in Ontario and attributable to a permanent establishment in Ontario of a corporation**

Data on the worksheet is calculated based on the amounts on Form T661, but will have to be adjusted according to the rules of Ontario, if applicable, in particular when the corporation has had a permanent establishment in more than one jurisdiction. This data will be used when calculating Schedule 508 and Schedule 566.

Enter the breakdown between current and capital expenditures		
	Current Expenditures	Capital Expenditures
Total expenditures for SR&ED	<u>7,192,438</u>	_____
Add		
• payment of prior years' unpaid expenses (other than salary or wages)	+ <u>271,904</u>	
• prescribed proxy amount (Enter "0" if you use the traditional method)	+ _____	
• expenditures on shared-use equipment	+ _____	+ _____
• other additions	+ _____	+ _____
Subtotal =	<u>7,464,342</u>	= _____
Less		
• current expenditures (other than salary or wages) not paid within 180 days of the tax year end	- <u>112,882</u>	
• amounts paid in respect of an SR&ED contract to a person or partnership that is not taxable supplier	- _____	
• 20% of contract expenditures for SR&ED performed on your behalf	- <u>730,838</u>	
• prescribed expenditures not allowed by regulations	- _____	- _____
• other deductions	- <u>24,000</u>	- _____
• non-arm's length transactions		
- expenditures for non-arm's length SR&ED contracts	- _____	
- purchases (limited to costs) of goods and services from non-arm's length suppliers	- _____	- _____
Subtotal =	<u>6,596,622</u> I	= _____ II
Total eligible expenditures incurred by the corporation in Ontario in the tax year (add amount I and II)		= <u>6,596,622</u> III
Enter amount III on line 100 of Schedule 508.		

Attached Schedule with Total

other deductions – Current Expenditures

Title other deductions – Current Expenditures

Description	Amount
BC Expenditures	24,000 00
Total	24,000 00

Ontario Corporate Minimum Tax

Corporation's name Hydro One Networks Inc.	Business number 87086 5821 RC0001	Tax year-end Year Month Day 2015-10-31
---	--------------------------------------	--

- File this schedule if the corporation is subject to Ontario corporate minimum tax (CMT). CMT is levied under section 55 of the *Income Tax Act, 2007* (Ontario), referred to as the "Ontario Act".
- Complete Part 1 to determine if the corporation is subject to CMT for the tax year.
- A corporation not subject to CMT in the tax year is still required to file this schedule if it is deducting a CMT credit, has a CMT credit carryforward, or has a CMT loss carryforward or a current year CMT loss.
- A corporation that has Ontario special additional tax on life insurance corporations (SAT) payable in the tax year must complete Part 4 of this schedule even if it is not subject to CMT for the tax year.
- A corporation is exempt from CMT if, throughout the tax year, it was one of the following:
 - 1) a corporation exempt from income tax under section 149 of the *federal Income Tax Act*;
 - 2) a mortgage investment corporation under subsection 130.1(6) of the federal Act;
 - 3) a deposit insurance corporation under subsection 137.1(5) of the federal Act;
 - 4) a congregation or business agency to which section 143 of the federal Act applies;
 - 5) an investment corporation as referred to in subsection 130(3) of the federal Act; or
 - 6) a mutual fund corporation under subsection 131(8) of the federal Act.
- File this schedule with the *T2 Corporation Income Tax Return*.

Part 1 – Determination of CMT applicability

Total assets of the corporation at the end of the tax year *	112	21,189,000,000
Share of total assets from partnership(s) and joint venture(s) *	114	
Total assets of associated corporations (amount from line 450 on Schedule 511)	116	
Total assets (total of lines 112 to 116)		21,189,000,000
Total revenue of the corporation for the tax year **	142	5,962,467,105
Share of total revenue from partnership(s) and joint venture(s) **	144	
Total revenue of associated corporations (amount from line 550 on Schedule 511)	146	
Total revenue (total of lines 142 to 146)		5,962,467,105

The corporation is subject to CMT if:

- for tax years ending before July 1, 2010, the total assets at the end of the year of the corporation or the associated group of corporations are more than \$5,000,000, or the total revenue for the year of the corporation or the associated group of corporations is more than \$10,000,000.
- for tax years ending after June 30, 2010, the total assets at the end of the year of the corporation or the associated group of corporations are equal to or more than \$50,000,000, and the total revenue for the year of the corporation or the associated group of corporations is equal to or more than \$100,000,000.

If the corporation is not subject to CMT, do not complete the remaining parts unless the corporation is deducting a CMT credit, or has a CMT credit carryforward, a CMT loss carryforward, a current year CMT loss, or SAT payable in the year.

*** Rules for total assets**

- Report total assets according to generally accepted accounting principles, adjusted so that consolidation and equity methods are not used.
- Do not include unrealized gains and losses on assets and foreign currency gains and losses on assets that are included in net income for accounting purposes but not in income for corporate income tax purposes.
- The amount on line 114 is determined at the end of the last fiscal period of the partnership or joint venture that ends in the tax year of the corporation. Add the proportionate share of the assets of the partnership(s) and joint venture(s), and deduct the recorded asset(s) for the investment in partnerships and joint ventures.
- A corporation's share in a partnership or joint venture is determined under paragraph 54(5)(b) of the Ontario Act and, if the partnership or joint venture had no income or loss, is calculated as if the partnership's or joint venture's income were \$1 million. For a corporation with an indirect interest in a partnership or joint venture, determine the corporation's share according to paragraph 54(5)(c) of the Ontario Act.

**** Rules for total revenue**

- Report total revenue in accordance with generally accepted accounting principles, adjusted so that consolidation and equity methods are not used.
- If the tax year is less than 51 weeks, **multiply** the total revenue of the corporation or the partnership, whichever applies, by 365 and **divide** by the number of days in the tax year.
- The amount on line 144 is determined for the partnership or joint venture fiscal period that ends in the tax year of the corporation. If the partnership or joint venture has 2 or more fiscal periods ending in the filing corporation's tax year, **multiply** the sum of the total revenue for each of the fiscal periods by 365 and **divide** by the total number of days in all the fiscal periods.
- A corporation's share in a partnership or joint venture is determined under paragraph 54(5)(b) of the Ontario Act and, if the partnership or joint venture had no income or loss, is calculated as if the partnership's or joint venture's income were \$1 million. For a corporation with an indirect interest in a partnership or joint venture, determine the corporation's share according to paragraph 54(5)(c) of the Ontario Act.

Part 2 – Adjusted net income/loss for CMT purposes

Net income/loss per financial statements *			210	-1,702,127,706
Add (to the extent reflected in income/loss):				
Provision for current income taxes/cost of current income taxes	220	2,364,220,358		
Provision for deferred income taxes (debits)/cost of future income taxes	222	2,470,611		
Equity losses from corporations	224			
Financial statement loss from partnerships and joint ventures	226			
Dividends deducted on financial statements (subsection 57(2) of the Ontario Act), excluding dividends paid by credit unions under subsection 137(4.1) of the federal Act	230			
Other additions (see note below):				
Share of adjusted net income of partnerships and joint ventures **	228			
Total patronage dividends received, not already included in net income/loss	232			
281	282			
283	284			
	Subtotal	2,366,690,969		2,366,690,969 A
Deduct (to the extent reflected in income/loss):				
Provision for recovery of current income taxes/benefit of current income taxes	320			
Provision for deferred income taxes (credits)/benefit of future income taxes	322			
Equity income from corporations	324			
Financial statement income from partnerships and joint ventures	326			
Dividends deductible under section 112, section 113, or subsection 138(6) of the federal Act	330			
Dividends not taxable under section 83 of the federal Act (from Schedule 3)	332			
Gain on donation of listed security or ecological gift	340			
Accounting gain on transfer of property to a corporation under section 85 or 85.1 of the federal Act ***	342			
Accounting gain on transfer of property to/from a partnership under section 85 or 97 of the federal Act ****	344			
Accounting gain on disposition of property under subsection 13(4), subsection 14(6), or section 44 of the federal Act *****	346			
Accounting gain on a windup under subsection 88(1) of the federal Act or an amalgamation under section 87 of the federal Act	348			
Other deductions (see note below):				
Share of adjusted net loss of partnerships and joint ventures **	328			
Tax payable on dividends under subsection 191.1(1) of the federal Act multiplied by 3	334			
Interest deducted/deductible under paragraph 20(1)(c) or (d) of the federal Act, not already included in net income/loss	336			
Patronage dividends paid (from Schedule 16) not already included in net income/loss	338			
381	382			
383	384			
385	386			
387	388			
389	390			
	Subtotal			
Adjusted net income/loss for CMT purposes (line 210 plus amount A minus amount B)			490	664,563,263 B

If the amount on line 490 is positive and the corporation is subject to CMT as determined in Part 1, enter the amount on line 515 in Part 3.

If the amount on line 490 is negative, enter the amount on line 760 in Part 7 (enter as a positive amount).

Note

In accordance with *Ontario Regulation 37/09*, when calculating net income for CMT purposes, accounting income should be adjusted to:

- exclude unrealized gains and losses due to mark-to-market changes or foreign currency changes on specified mark-to-market property (assets only);
- include realized gains and losses on the disposition of specified mark-to-market property not already included in the accounting income, if the property is not a capital property or is a capital property disposed in the year or in a previous tax year ended after March 22, 2007.

"Specified mark-to-market property" is defined in subsection 54(1) of the Ontario Act.

These rules also apply to partnerships. A corporate partner's share of a partnership's adjusted income flows through on a proportionate basis to the corporate partner.

*** Rules for net income/loss**

- Banks must report net income/loss as per the report accepted by the Superintendent of Financial Institutions under the *federal Bank Act*, adjusted so consolidation and equity methods are not used.

Part 2 – Calculation of adjusted net income/loss for CMT purposes (continued)

- Life insurance corporations must report net income/loss as per the report accepted by the federal Superintendent of Financial Institutions or equivalent provincial insurance regulator, before SAT and adjusted so consolidation and equity methods are not used. If the life insurance corporation is resident in Canada and carries on business in and outside of Canada, multiply the net income/loss by the ratio of the Canadian reserve liabilities divided by the total reserve liability. The reserve liabilities are calculated in accordance with Regulation 2405(3) of the federal Act.
- Other corporations must report net income/loss in accordance with generally accepted accounting principles, except that consolidation and equity methods must not be used. When the equity method has been used for accounting purposes, equity losses and equity income are removed from book income/loss on lines 224 and 324 respectively.
- Corporations, other than insurance corporations, should report net income from line 9999 of the GIF1 (Schedule 125) on line 210.
- ** The share of the adjusted net income of a partnership or joint venture is calculated as if the partnership or joint venture were a corporation and the tax year of the partnership or joint venture were its fiscal period. For a corporation with an indirect interest in a partnership through one or more partnerships, determine the corporation's share according to clause 54(5)(c) of the Ontario Act.
- *** A joint election will be considered made under subsection 60(1) of the Ontario Act if there is an entry on line 342, and an election has been made for transfer of property to a corporation under subsection 85(1) of the federal Act.
- **** A joint election will be considered made under subsection 60(2) of the Ontario Act if there is an entry on line 344, and an election has been made under subsection 85(2) or 97(2) of the federal Act.
- ***** A joint election will be considered made under subsection 61(1) of the Ontario Act if there is an entry on line 346, and an election has been made under subsection 13(4) or 14(6) and/or section 44 of the federal Act.

For more information on how to complete this part, see the *T2 Corporation – Income Tax Guide*.

Part 3 – CMT payable

Adjusted net income for CMT purposes (line 490 in Part 2, if positive)	515		664,563,263	
Deduct:				
CMT loss available (amount R from Part 7)				
Minus: Adjustment for an acquisition of control *	518			
Adjusted CMT loss available				C
Net income subject to CMT calculation (if negative, enter "0")	520		664,563,263	
Amount from line 520	664,563,263	x	Number of days in the tax year before July 1, 2010	
			304	
			Number of days in the tax year	
		x		1
				4 % =
Amount from line 520	664,563,263	x	Number of days in the tax year after June 30, 2010	
			304	
			Number of days in the tax year	
		x		2
				2.7 % =
Subtotal (amount 1 plus amount 2)				3
			17,943,208	
Gross CMT: amount on line 3 above x OAF **			17,943,208	540
Deduct:				
Foreign tax credit for CMT purposes ***				550
CMT after foreign tax credit deduction (line 540 minus line 550) (if negative, enter "0")			17,943,208	D
Deduct:				
Ontario corporate income tax payable before CMT credit (amount F6 from Schedule 5)			141,840,194	
Net CMT payable (if negative, enter "0")				E

Enter amount E on line 278 of Schedule 5, *Tax Calculation Supplementary – Corporations*, and complete Part 4.

* Enter the portion of CMT loss available that exceeds the adjusted net income for the tax year from carrying on a business before the acquisition of control. See subsection 58(3) of the Ontario Act.

*** Enter "0" on line 550 for life insurance corporations as they are not eligible for this deduction. For all other corporations, enter the cumulative total of amount J for the province of Ontario from Part 9 of Schedule 21 on line 550.

**** Calculation of the Ontario allocation factor (OAF):**

If the provincial or territorial jurisdiction entered on line 750 of the T2 return is "Ontario," enter "1" on line F.

If the provincial or territorial jurisdiction entered on line 750 of the T2 return is "multiple," complete the following calculation, and enter the result on line F:

Ontario taxable income ****	=			
Taxable income *****		=		
Ontario allocation factor			1.00000	F

**** Enter the amount allocated to Ontario from column F in Part 1 of Schedule 5. If the taxable income is nil, calculate the amount in column F as if the taxable income were \$1,000.

***** Enter the taxable income amount from line 360 or amount Z of the T2 return, whichever applies. If the taxable income is nil, enter "1,000".

Part 4 – Calculation of CMT credit carryforward

CMT credit carryforward at the end of the previous tax year *	_____	G
Deduct:		
CMT credit expired *	600 _____	
CMT credit carryforward at the beginning of the current tax year * (see note below)	_____	620 _____
Add:		
CMT credit carryforward balances transferred on an amalgamation or the windup of a subsidiary (see note below)	_____	650 _____
CMT credit available for the tax year (amount on line 620 plus amount on line 650)	_____	H
Deduct:		
CMT credit deducted in the current tax year (amount P from Part 5)	_____	I
	Subtotal (amount H minus amount I)	J
Add:		
Net CMT payable (amount E from Part 3)	_____	
SAT payable (amount O from Part 6 of Schedule 512)	_____	
	Subtotal	K
CMT credit carryforward at the end of the tax year (amount plus amount K)	_____	670 _____ L

* For the first harmonized T2 return filed with a tax year that includes days in 2009:
 – do not enter an amount on line G or line 600;
 – for line 620, enter the amount from line 2336 of Ontario CT23 Schedule 101 *Corporate Minimum Tax (CMT)*, for the last tax year that ended in 2008.
 For other tax years, enter on line G the amount from line 670 of Schedule 510 from the previous tax year.

Note: If you entered an amount on line 620 or line 650, complete Part 6.

Part 5 – Calculation of CMT credit deducted from Ontario corporate income tax payable

CMT credit available for the tax year (amount H from Part 4)	_____	M
Ontario corporate income tax payable before CMT credit (amount F6 from Schedule 5)	141,840,194	1
For a corporation that is not a life insurance corporation:		
CMT after foreign tax credit deduction (amount D from Part 3)	17,943,208	2
For a life insurance corporation:		
Gross CMT (line 540 from Part 3)	_____	3
Gross SAT (line 460 from Part 6 of Schedule 512)	_____	4
The greater of amounts 3 and 4	_____	5
	Deduct: line 2 or line 5, whichever applies:	6
	Subtotal (if negative, enter "0")	123,896,986 N
Ontario corporate income tax payable before CMT credit (amount F6 from Schedule 5)	141,840,194	
Deduct:		
Total refundable tax credits excluding Ontario qualifying environmental trust tax credit (amount J6 minus line 450 from Schedule 5)	6,174,640	
	Subtotal (if negative, enter "0")	135,665,554 O
CMT credit deducted in the current tax year (least of amounts M, N, and O)	_____	P

Enter amount P on line 418 of Schedule 5 and on line I in Part 4 of this schedule.

Is the corporation claiming a CMT credit earned before an acquisition of control? **675** 1 Yes 2 No

If you answered **yes** to the question at line 675, the CMT credit deducted in the current tax year may be restricted. For information on how the deduction may be restricted, see subsections 53(6) and (7) of the Ontario Act.

Part 6 – Analysis of CMT credit available for carryforward by year of origin

Complete this part if:

- the tax year includes January 1, 2009; or
- the previous tax year-end is deemed to be December 31, 2008, under subsection 249(3) of the federal Act.

Year of origin	CMT credit balance *
10th previous tax year	680
9th previous tax year	681
8th previous tax year	682
7th previous tax year	683
6th previous tax year	684
5th previous tax year	685
4th previous tax year	686
3rd previous tax year	687
2nd previous tax year	688
1st previous tax year	689
Total **	

* CMT credit that was earned (by the corporation, predecessors of the corporation, and subsidiaries wound up into the corporation) in each of the previous 10 tax years and has not been deducted.

** Must equal the total of the amounts entered on lines 620 and 650 in Part 4.

Part 7 – Calculation of CMT loss carryforward

CMT loss carryforward at the end of the previous tax year * Q

Deduct:

CMT loss expired * 700

CMT loss carryforward at the beginning of the tax year * (see note below) 720

Add:

CMT loss transferred on an amalgamation under section 87 of the federal Act ** (see note below) 750

CMT loss available (line 720 plus line 750) R

Deduct:

CMT loss deducted against adjusted net income for the tax year (lesser of line 490 (if positive) and line C in Part 3)
Subtotal (if negative, enter "0") S

Add:

Adjusted net loss for CMT purposes (amount from line 490 in Part 2, if negative) (enter as a positive amount) 760

CMT loss carryforward balance at the end of the tax year (amount plus line 760) 770 T

- * For the first harmonized T2 return filed with a tax year that includes days in 2009:
 - do not enter an amount on line Q or line 700;
 - for line 720, enter the amount from line 2214 of Ontario CT23 Schedule 101 *Corporate Minimum Tax (CMT)*, for the last tax year that ended in 2008.

For other tax years, enter on line Q the amount from line 770 of Schedule 510 from the previous tax year.

** Do not include an amount from a predecessor corporation if it was controlled at any time before the amalgamation by any of the other predecessor corporations.

Note: If you entered an amount on line 720 or line 750, complete Part 8.

Part 8 – Analysis of CMT loss available for carryforward by year of origin

Complete this part if:

- the tax year includes January 1, 2009; or
- the previous tax year-end is deemed to be December 31, 2008, under subsection 249(3) of the federal Act.

Year of origin	Balance earned in a tax year ending before March 23, 2007 *	Balance earned in a tax year ending after March 22, 2007 **
10th previous tax year	810	820
9th previous tax year	811	821
8th previous tax year	812	822
7th previous tax year	813	823
6th previous tax year	814	824
5th previous tax year	815	825
4th previous tax year	816	826
3rd previous tax year	817	827
2nd previous tax year	818	828
1st previous tax year		829
Total ***		

* Adjusted net loss for CMT purposes that was earned (by the corporation, by subsidiaries wound up into or amalgamated with the corporation before March 22, 2007, and by other predecessors of the corporation) in each of the previous 10 tax years that ended before March 23, 2007, and has not been deducted.

** Adjusted net loss for CMT purposes that was earned (by the corporation and its predecessors, but not by a subsidiary predecessor) in each of the previous 20 tax years that ended after March 22, 2007, and has not been deducted.

*** The total of these two columns must equal the total of the amounts entered on lines 720 and 750.

**ONTARIO CORPORATE MINIMUM TAX – TOTAL ASSETS
AND REVENUE FOR ASSOCIATED CORPORATIONS**

Name of corporation Hydro One Networks Inc.	Business Number 87086 5821 RC0001	Tax year-end Year Month Day 2015-10-31
--	--------------------------------------	--

- For use by corporations to report the total assets and total revenue of all the Canadian or foreign corporations with which the filing corporation was associated at any time during the tax year. These amounts are required to determine if the filing corporation is subject to corporate minimum tax.
- Total assets and total revenue include the associated corporation's share of any partnership(s)/joint venture(s) total assets and total revenue.
- Attach additional schedules if more space is required.
- File this schedule with the *T2 Corporation Income Tax Return*.

	Names of associated corporations	Business number (Canadian corporation only) (see Note 1)	Total assets* (see Note 2)	Total revenue** (see Note 2)
	200	300	400	500
1	HYDRO ONE LIMITED	80512 9962 RC0001	0	0
2	HYDRO ONE INC.	86999 4731 RC0001	0	0
3	2486267 ONTARIO INC	80232 6124 RC0001	0	0
4	2486268 ONTARIO INC	80167 4078 RC0001	0	0
5	HYDRO ONE REMOTE COMMUNITIES INC.	87083 6269 RC0001	0	0
6	HYDRO ONE TELECOM INC.	86800 1066 RC0001	0	0
7	HYDRO ONE TELECOM LINK LIMITED	88786 7513 RC0001	0	0
8	MUNICIPAL BILLING SERVICES INC	87560 6519 RC0001	0	0
9	HYDRO ONE LAKE ERIE LINK MANAGEMENT INC	87892 1519 RC0002	0	0
10	1938454 ONTARIO INC.	86391 7795 RC0002	0	0
11	1943404 ONTARIO INC.	86248 6123 RC0002	0	0
12	B2M GP INC.	81838 1840 RC0001	0	0
13	HYDRO ONE B2M HOLDINGS INC	82217 7531 RC0001	0	0
14	HYDRO ONE B2M LP INC.	81838 2046 RC0001	0	0
15	NORFOLK ENERGY INC	86289 0399 RC0001	0	0
16	NORFOLK POWER DISTRIBUTION INC	86289 2593 RC0001	0	0
17	HALDIMAND COUNTY ENERGY INC	89076 2412 RC0001	0	0
18	HALDIMAND COUNTY HYDRO INC	89075 9814 RC0001	0	0
19	Woodstock Hydro Services Inc.	89909 5012 RC0001	0	0
20	Woodstock Hydro Holdings Inc.	86248 6123 RC0001	0	0
21	1908872 ONTARIO INC.	82581 6838 RC0001	0	0
22	1908873 ONTARIO INC.	83392 0978 RC0001	0	0
23	1937672 ONTARIO INC.	81722 4561 RC0001	0	0
24	1937680 ONTARIO INC.	81930 4924 RC0001	0	0
25	1937681 ONTARIO INC.	81722 4363 RC0001	0	0
26	Hydro One Brampton Networks Inc.	86486 7635 RC0001	0	0

	Names of associated corporations	Business number (Canadian corporation only) (see Note 1)	Total assets* (see Note 2)	Total revenue** (see Note 2)
	200	300	400	500
27	HYDRO ONE EAST WEST TIE INC.	80105 5880 RC0001	0	0
	Total			

Enter the total assets from line 450 on line 116 in Part 1 of Schedule 510 *Ontario Corporate Minimum Tax*.

Enter the total revenue from line 550 on line 146 in Part 1 of Schedule 510.

Note 1: Enter "NR" if a corporation is not registered.

Note 2: If the associated corporation does not have a tax year that ends in the filing corporation's current tax year but was associated with the filing corporation in the previous tax year of the filing corporation, enter the total revenue and total assets from the tax year of the associated corporation that ends in the previous tax year of the filing corporation.

*** Rules for total assets**

- Report total assets in accordance with generally accepted accounting principles, adjusted so that consolidation and equity methods are not used.
- Include the associated corporation's share of the total assets of partnership(s) and joint venture(s) but exclude the recorded asset(s) for the investment in partnerships and joint ventures.
- Exclude unrealized gains and losses on assets that are included in net income for accounting purposes but not in income for corporate income tax purposes.

**** Rules for total revenue**

- Report total revenue in accordance with generally accepted accounting principles, adjusted so that consolidation and equity methods are not used.
- If the associated corporation has 2 or more tax years ending in the filing corporation's tax year, **multiply** the sum of the total revenue for each of those tax years by 365 and **divide** by the total number of days in all of those tax years.
- If the associated corporation's tax year is less than 51 weeks and is the only tax year of the associated corporation that ends in the filing corporation's tax year, **multiply** the associated corporation's total revenue by 365 and **divide** by the number of days in the associated corporation's tax year.
- Include the associated corporation's share of the total revenue of partnerships and joint ventures.
- If the partnership or joint venture has 2 or more fiscal periods ending in the associated corporation's tax year, **multiply** the sum of the total revenue for each of the fiscal periods by 365 and **divide** by the total number of days in all the fiscal periods.

ONTARIO CO-OPERATIVE EDUCATION TAX CREDIT

Name of corporation Hydro One Networks Inc.	Business Number 87086 5821 RC0001	Tax year-end Year Month Day 2015-10-31
--	--------------------------------------	--

- Use this schedule to claim an Ontario co-operative education tax credit (CETC) under section 88 of the *Taxation Act, 2007* (Ontario).
- The CETC is a refundable tax credit that is equal to an eligible percentage (10% to 30%) of the eligible expenditures incurred by a corporation for a qualifying work placement. The maximum credit amount is \$1,000 for each qualifying work placement ending before March 27, 2009, and \$3,000 for each qualifying work placement beginning after March 26, 2009. For a qualifying work placement that straddles March 26, 2009, the maximum credit amount is prorated.
- Eligible expenditures are salaries and wages (including taxable benefits) paid or payable to a student in a qualifying work placement, or fees paid or payable to an employment agency for services performed by the student in a qualifying work placement. These expenditures must be paid on account of employment or services, as applicable, at a permanent establishment of the corporation in Ontario. Expenditures for a work placement (WP) are not eligible expenditures if they are greater than the amounts that would be paid to an arm's length employee.
- A WP must meet all of the following conditions to be a qualifying work placement:
 - the student performs employment duties for a corporation under a qualifying co-operative education program (QCEP);
 - the WP has been developed or approved by an eligible educational institution as a suitable learning situation;
 - the terms of the WP require the student to engage in productive work;
 - the WP is for a period of at least 10 consecutive weeks or, in the case of an internship program, not less than 8 consecutive months and not more than 16 consecutive months;
 - the student is paid for the work performed in the WP;
 - the corporation is required to supervise and evaluate the job performance of the student in the WP;
 - the institution monitors the student's performance in the WP; and
 - the institution has certified the WP as a qualifying work placement.
- Make sure you keep a copy of the letter of certification from the Ontario eligible educational institution containing the name of the student, the employer, the institution, the term of the WP, and the name/discipline of the QCEP to support the claim. Do not submit the letter of certification with the *T2 Corporation Income Tax Return*.
- File this schedule with the *T2 Corporation Income Tax Return*.

Part 1 – Corporate information

110 Name of person to contact for more information Glendy Cheung	120 Telephone number including area code (416) 345-6812
Is the claim filed for a CETC earned through a partnership?*	150 1 Yes <input type="checkbox"/> 2 No <input checked="" type="checkbox"/>
If you answered yes to the question at line 150, what is the name of the partnership?	160
Enter the percentage of the partnership's CETC allocated to the corporation	170 _____ %

* When a corporate member of a partnership is claiming an amount for eligible expenditures incurred by a partnership, complete a Schedule 550 for the partnership as if the partnership were a corporation. Each corporate partner, other than a limited partner, should file a separate Schedule 550 to claim the partner's share of the partnership's CETC. The allocated amounts can not exceed the amount of the partnership's CETC.

Part 2 – Eligibility

1. Did the corporation have a permanent establishment in Ontario in the tax year?	200 1 Yes <input checked="" type="checkbox"/> 2 No <input type="checkbox"/>
2. Was the corporation exempt from tax under Part III of the <i>Taxation Act, 2007</i> (Ontario)?	210 1 Yes <input type="checkbox"/> 2 No <input checked="" type="checkbox"/>

If you answered **no** to question 1 or **yes** to question 2, then the corporation is **not eligible** for the CETC.

Part 3 – Eligible percentage for determining the eligible amount

Corporation's salaries and wages paid in the previous tax year * **300** 859,978,816

For eligible expenditures incurred before March 27, 2009:

- If line 300 is \$400,000 or less, enter 15% on line 310.
- If line 300 is \$600,000 or more, enter 10% on line 310.
- If line 300 is more than \$400,000 and less than \$600,000, enter the percentage on line 310 using the following formula:

$$\text{Eligible percentage} = 15\% - \left[5\% \times \left(\frac{\text{amount on line 300} - \text{minus } \$400,000}{\$200,000} \right) \right]$$

Eligible percentage for determining the eligible amount **310** 10.000 %

For eligible expenditures incurred after March 26, 2009:

- If line 300 is \$400,000 or less, enter 30% on line 312.
- If line 300 is \$600,000 or more, enter 25% on line 312.
- If line 300 is more than \$400,000 and less than \$600,000, enter the percentage on line 312 using the following formula:

$$\text{Eligible percentage} = 30\% - \left[5\% \times \left(\frac{\text{amount on line 300} - \text{minus } \$400,000}{\$200,000} \right) \right]$$

Eligible percentage for determining the eligible amount **312** 25.000 %

* If this is the first tax year of an amalgamated corporation and subsection 88(9) of the *Taxation Act, 2007* (Ontario) applies, enter the salaries and wages paid in the previous tax year by the predecessor corporations.

Part 4 – Calculation of the Ontario co-operative education tax credit

Complete a separate entry for each student for each qualifying work placement that ended in the corporation's tax year. If a qualifying work placement would otherwise exceed four consecutive months, divide the WP into periods of four consecutive months and enter each full period of four consecutive months as a separate WP. If the WP does not divide equally into four-month periods and if the period that is less than 4 months is 10 or more consecutive weeks, then enter that period as a separate WP. If that period is less than 10 consecutive weeks, then include it with the WP for the last period of 4 consecutive months. Consecutive WPs with two or more associated corporations are deemed to be with only one corporation, as designated by the corporations.

A Name of university, college, or other eligible educational institution 400	B Name of qualifying co-operative education program 405
	Business Economics
	MBA
	MBA
	Accounting
	MBA
	MBA
	MBA
	Computer Science
	MBA
	MBA
	Business Administration
	MBA
	MBA
	Computer Science
	Computer Science
	MBA
	MBA
	Masters of Business Economics
	MBA
	MBA
	MBA
	MBA
	Math and Computing

<p style="text-align: center;">A Name of university, college, or other eligible educational institution</p> <p style="text-align: center;">400</p>	<p style="text-align: center;">B Name of qualifying co-operative education program</p> <p style="text-align: center;">405</p>
	Powerline Technician
	Electrical Engineering
	Electrical Engineering
	Electrical Engineering
	Electrical Engineering
	Electrical Engineering
	Electrical Engineering
	Electrical Engineering
	Computer Science/IT
	Computer Science/IT
	Powerline Technician
	Powerline Technician
	Business Administration
	Powerline Technician
	Instrumentation Engineering & Control Technician
	GIS and Urban Planning
	Electrical Engineering Technology
	Electrical Engineering Technology
	Electrical Engineering Technology
	Electrical Engineering Technology
	Electrical Engineering Technology
	Electrical Engineering Technology
	Electrical Engineering Technology
	Electrical Engineering Technology
	Electrical Engineering
	Electrical Engineering Technology
	Electrical Engineering Technology
	Electrical Engineering
	Electrical Engineering Technologist
	Electrical Engineering Technology
	Engineering and Technology
	Electrical Engineering Technology
	Electrical Engineering Technology
	Electrical Engineering Technology
	Electrical Engineering Technologist
	Finance/Accounting
	Business Administration - Human Resources
	Computer Science/IT
	Electrical Engineering Technology
	Electrical Engineering Technology
	Electrical Engineering Technology
	Electrician Technician
	Human Resources
	Electrical Engineering Technology
	Electrical Engineering Technology
	Human Resources
	Electrical Engineering Technician
	Electrical Engineering Technology
	Civil Engineering Technologist
	Electrical Engineering Technology
	Electrical Engineering Technology
	Electrical Engineering Technology
	Electrical Engineering Technology
	Electrical Engineer
	Electrical Engineer

<p style="text-align: center;">A Name of university, college, or other eligible educational institution</p> <p style="text-align: center;">400</p>	<p style="text-align: center;">B Name of qualifying co-operative education program</p> <p style="text-align: center;">405</p>
	Electrical Engineering Technology
	Electrical Engineering Technology
	Electrical Engineering Technician
	Business Administration
	Business Administration
	Electrical Engineering Technology
	Electrical Engineering Technology
	Electrical Engineering Technology
	Electrical Engineering Technology
	Human Resources/Industrial Relations
	Human Resources/Industrial Relations
	Electrical Engineering Technology
	Electrical Engineering Technology
	Electrical Engineering Technology
	Electrical Engineering Technology
	Electrical Engineering Technician
	Civil Technician
	Electrical Engineering Technology
	Electrical Engineering Technology
	Electrical Engineering
	Electrical Engineering
	Electrical Engineering Technology
	Electrical Engineering
	Electrical Engineering
	Electrical Engineering
	Energy Engineering Technology
	Energy Engineering Technology
	Energy Engineering Technology
	Electrical Engineering Technology
	Electrical Engineering Technology
	Electrical Engineering Technology
	Electrical Engineering Technology
	Electrical Engineering
	Electrical Engineering
	Electrical Engineering
	Energy Engineering Technology
	Energy Engineering Technology
	Finance/Accounting
	Finance/Accounting
	Finance/Accounting
Business Administration	
Business Administration	
Business Administration	
Electrical Engineering	
Electrical Engineering	
Energy Engineering Technology	
Energy Engineering Technology	
Energy Engineering Technology	
Energy Engineering Technology	
Civil Engineering	
Civil Engineering	
Electrical and Biomedical Engineering	
Energy Engineering Technology	
Energy Engineering Technology	
Electrical Engineering	

<p style="text-align: center;">A Name of university, college, or other eligible educational institution</p>	<p style="text-align: center;">B Name of qualifying co-operative education program</p>
400	405
	Electrical Engineering
	Electrical Engineering
	Finance
	Electrical Engineering
	Electrical Engineering
	Energy Engineering Technology
	Energy Engineering Technology
	Electrical Engineering
	Electrical Engineering
	Electrical Engineering
	Electrical Engineering
	Actuarial and Financial Mathematics
	Actuarial and Financial Mathematics
	Energy Systems Engineering Technology
	Electrical Engineering Technology
	Electrical Engineering Technology
	Energy Systems Engineering Technology
	Electrical Engineering Technology
	Electrical Engineering Technology
	Electrical Engineering Technology
	Electrical Engineering Technology
	Electrical Engineering Technology
	Electrical Engineering Technology
	Electrical Engineering Technology
	Electrical Engineering Technology
	Electrical Engineering Technology
	Electrical Engineering Technology
	Electrical Engineering
	Electrical Engineering
	Electrical Engineering Technology
	Electrical Engineering Technology
	Electrical Engineering Technology
	Electrical Engineering Technology
	Electrical Engineering
	Electrical Engineering
	Energy Systems Engineering Technology
	Business Administration Operations Management
	Electrical Engineering
	Electrical Engineering
	Electrical Engineering
	Electrical Engineering
	Electrical Engineering
	Electrical Engineering
	Electrical Engineering
	Engineering Science
	Electrical Engineering
	Electrical Engineering
	Electrical Engineering
	Chemical Engineering
	Electrical Engineering
	Electrical Engineering
	Electrical Engineering
	Electrical Engineering
	Electrical Engineering
	Electrical Engineering
	Electrical Engineering
	International Business Management
	Management Economics & Finance
	Real Estate and Housing
	Real Estate and Housing

A Name of university, college, or other eligible educational institution 400	B Name of qualifying co-operative education program 405
	Management Economics & Finance
	Management Economics & Finance
	Management Economics & Finance
	Real Estate and Housing
	Real Estate and Housing
	Electrical Engineering
	Electrical Engineering
	Computer Science
	Electrical Engineering
	Electrical Engineer
	Electrical Engineer
	Electrical Engineering
	Electrical Engineering
	Electrical Engineering
	Electrical Engineering
	Electrical Engineering
	Electrical Engineering
	Engineering Science
	Electrical Engineering
	Electrical Engineering
	Electrical Engineering
	Electrical Engineering
	Electrical Engineering
	Electrical Engineering
	Electrical Engineering
	Electrical Engineering
	Electrical Engineering
	Electrical Engineering
	Accounting
	Civil Engineering
	Finance/Accounting
	Management and Marketing
	Engineering Science
	Electrical Engineering
	Computer Science/IT
	Electrical Engineering
	Electrical Engineering
	Electrical Engineering
	Electrical Engineering
	Electrical Engineering
	Electrical Engineering
	Electrical Engineering
	Computer Engineering
	Computer Engineering
	Civil Engineering
	Civil Engineering
	Electrical Engineering
	Engineering Science
	Electrical Engineering
	Finance/Accounting
Finance/Accounting	
Electrical Engineering	
Electrical Engineering	
Electrical Engineering	
Engineering Science	
Engineering Science	
Electrical Engineering	
Electrical Engineering	
Electrical Engineering	

<p style="text-align: center;">A Name of university, college, or other eligible educational institution</p>	<p style="text-align: center;">B Name of qualifying co-operative education program</p>
400	405
	Electrical Engineering
	Electrical Engineering
	Electrical Engineering
	Management and Marketing
	Finance/Accounting
	Finance/Accounting
	Electrical Engineering
	Electrical Engineering
	Electrical Engineering
	Electrical and Computer Engineering
	Engineering Science
	Engineering Science
	Civil Engineering
	Civil Engineering
	Engineering Science
	Engineering Science
	Engineering Science
	Engineering Science
	Engineering Science
	Engineering Science
	Engineering Science
	Engineering Science
	Engineering Science
	Engineering Science
	Electrical Engineering
	Electrical Engineering
	Electrical Engineering
	Management
	Electrical Engineering
	Materials Science & Engineering
	Electrical Engineering
	Mechanical Engineering
	Electrical Engineering
	Engineering Science
	Electrical Engineering
	Engineering Science
	Electrical Engineering
	Computer Science/IT
	Electrical Engineering
	Mechanical Engineering
	Mechanical Engineering
	Electrical Engineering
	Electrical Engineering
	Engineering Science
	Finance/Accounting
	Finance/Accounting
	Electrical Engineering
	Finance/Accounting
	Electrical Engineering
	Nanotechnology Engineering
	Electrical Engineering
	Accounting and Finance
	Finance/Accounting
	Electrical Engineering
	Electrical Engineering
	Electrical Engineering

A Name of university, college, or other eligible educational institution 400	B Name of qualifying co-operative education program 405
	Electrical Engineering
	Environment and Business
	Environment and Business
	English Rhetoric & Prof Writing
	Planning
	Electrical Engineering
	Electrical Engineering
	Environmental Science
	Electrical Engineering
	Biology and Medical Sciences
	Biology and Medical Sciences
	Electrical Engineering
	Management
	Business Administration
	Electrical Engineering
	Electrical Engineering
	Electrical Engineering
	Business Administration
	Computer Science/IT
	Finance/Accounting

C Name of student 410	D Start date of WP (see note 1 below) 430	E End date of WP (see note 2 below) 435
	2015-05-04	2015-08-31
	2015-01-01	2015-04-30
	2015-05-01	2015-08-26
	2015-01-01	2015-05-01
	2015-01-19	2015-05-01
	2015-05-01	2015-09-21
	2015-01-01	2015-04-30
	2015-01-01	2015-05-01
	2015-01-01	2015-04-30
	2015-05-07	2015-08-26
	2015-04-27	2015-08-31
	2015-01-19	2015-05-01
	2015-05-01	2015-09-21
	2015-01-01	2015-05-01
	2015-05-01	2015-09-04
	2015-01-01	2015-05-01
	2015-05-01	2015-08-27
	2015-04-23	2015-08-31
	2015-01-01	2015-04-29
	2015-01-01	2015-04-30
	2015-01-19	2015-05-01
	2015-05-01	2015-09-18
	2015-01-05	2015-05-04
	2015-04-20	2015-08-28
	2015-01-01	2015-05-01
	2015-05-04	2015-09-04
	2015-01-01	2015-05-01
	2015-05-01	2015-09-04

C Name of student	D Start date of WP (see note 1 below)	E End date of WP (see note 2 below)
410	430	435
	2015-05-04	2015-09-04
	2015-01-01	2015-05-01
	2015-05-01	2015-08-28
	2015-04-27	2015-09-04
	2015-01-08	2015-05-01
	2015-01-12	2015-04-22
	2015-01-12	2015-04-30
	2015-05-04	2015-08-31
	2015-04-20	2015-08-28
	2015-04-30	2015-08-26
	2015-05-04	2015-08-31
	2015-05-14	2015-09-04
	2015-01-01	2015-04-23
	2015-01-05	2015-04-24
	2015-05-01	2015-08-28
	2015-01-01	2015-05-02
	2015-01-05	2015-04-23
	2015-01-05	2015-05-01
	2015-04-20	2015-09-04
	2015-01-05	2015-05-01
	2015-05-04	2015-08-28
	2015-01-05	2015-04-30
	2015-01-05	2015-05-01
	2015-04-30	2015-09-04
	2015-01-05	2015-05-02
	2015-05-04	2015-08-28
	2015-01-05	2015-04-23
	2015-01-05	2015-04-23
	2015-05-04	2015-08-28
	2015-04-27	2015-09-04
	2015-01-01	2015-04-23
	2015-01-01	2015-04-23
	2015-01-01	2015-04-23
	2015-01-05	2015-04-23
	2015-05-04	2015-08-28
	2015-05-04	2015-08-28
	2015-05-04	2015-09-04
	2015-05-25	2015-08-28
	2015-04-20	2015-09-04
	2015-01-01	2015-03-29
	2015-06-24	2015-10-31
	2015-04-27	2015-09-04
	2015-01-05	2015-04-29
	2015-05-04	2015-08-28
	2015-01-05	2015-04-23
	2015-05-01	2015-08-29
	2015-01-05	2015-05-01
	2015-01-01	2015-04-24
	2015-01-05	2015-05-01
	2015-05-01	2015-09-05
	2015-01-01	2015-05-01
	2015-01-05	2015-04-23
	2015-01-05	2015-04-24
	2015-01-05	2015-05-01

C Name of student	D Start date of WP (see note 1 below)	E End date of WP (see note 2 below)
410	430	435
	2015-05-01	2015-08-18
	2015-01-01	2015-04-23
	2015-05-04	2015-08-28
	2015-01-01	2015-04-23
	2015-05-04	2015-08-28
	2015-01-01	2015-05-01
	2015-05-01	2015-09-04
	2015-01-05	2015-05-01
	2015-05-04	2015-08-28
	2015-01-05	2015-04-24
	2015-01-05	2015-04-24
	2015-01-05	2015-05-01
	2015-05-04	2015-08-28
	2015-01-01	2015-04-23
	2015-05-01	2015-09-04
	2015-01-01	2015-04-23
	2015-01-05	2015-04-23
	2015-04-20	2015-09-04
	2015-05-04	2015-08-31
	2015-05-07	2015-08-31
	2015-05-04	2015-08-31
	2015-05-07	2015-08-31
	2015-01-01	2015-05-01
	2015-05-01	2015-08-25
	2015-01-01	2015-05-01
	2015-05-01	2015-08-26
	2015-01-05	2015-04-29
	2015-05-01	2015-08-31
	2015-01-01	2015-05-01
	2015-05-01	2015-08-27
	2015-04-30	2015-08-31
	2015-01-05	2015-05-01
	2015-05-01	2015-08-31
	2014-09-01	2014-12-31
	2015-01-01	2015-05-01
	2015-05-01	2015-08-28
	2014-09-04	2014-12-31
	2015-01-01	2015-05-01
	2015-05-01	2015-08-14
	2015-05-04	2015-08-31
	2015-05-11	2015-08-31
	2015-01-15	2015-05-01
	2015-05-01	2015-08-31
	2015-01-01	2015-05-01
	2015-05-01	2015-08-31
	2015-01-01	2015-05-01
	2015-05-01	2015-08-26
	2015-05-07	2015-08-31
	2015-01-05	2015-05-01
	2015-05-01	2015-08-31
	2015-01-01	2015-05-01
	2015-05-01	2015-09-15
	2015-05-04	2015-08-31
	2015-05-04	2015-08-31

C Name of student 410	D Start date of WP (see note 1 below) 430	E End date of WP (see note 2 below) 435
	2015-01-01	2015-05-01
	2015-05-01	2015-08-26
	2015-01-05	2015-05-01
	2015-05-01	2015-08-31
	2015-05-11	2015-08-31
	2015-05-07	2015-08-31
	2015-05-07	2015-08-31
	2015-05-11	2015-08-31
	2015-01-05	2015-05-01
	2015-05-01	2015-08-24
	2015-05-04	2015-08-28
	2015-01-05	2015-05-01
	2015-05-01	2015-08-31
	2015-05-04	2015-08-28
	2015-01-06	2015-05-01
	2015-05-01	2015-08-31
	2015-01-05	2015-05-01
	2015-05-01	2015-08-31
	2015-01-05	2015-04-24
	2015-05-01	2015-08-28
	2015-01-05	2015-04-23
	2015-01-15	2015-05-01
	2015-05-01	2015-08-31
	2015-01-05	2015-05-01
	2015-05-01	2015-08-31
	2015-01-15	2015-05-01
	2015-05-01	2015-08-31
	2015-01-05	2015-05-01
	2015-05-01	2015-08-31
	2015-05-04	2015-08-28
	2015-04-27	2015-09-04
	2015-05-19	2015-08-31
	2015-01-01	2015-05-01
	2015-05-01	2015-09-02
	2014-09-02	2014-12-31
	2015-01-01	2015-05-01
	2015-05-01	2015-08-28
	2015-01-01	2015-05-01
	2014-09-04	2014-12-31
	2015-01-01	2015-05-01
	2015-05-01	2015-09-03
	2015-05-05	2015-08-26
	2015-01-01	2015-05-04
	2015-05-01	2015-08-26
	2014-09-01	2014-12-31
	2015-01-01	2015-04-30
	2015-05-01	2015-08-31
	2015-01-01	2015-04-29
	2015-01-05	2015-05-08
	2015-05-11	2015-08-31
	2015-01-05	2015-05-01
	2015-05-01	2015-08-28
	2015-01-19	2015-05-01
	2015-05-01	2015-08-26

C Name of student	D Start date of WP (see note 1 below)	E End date of WP (see note 2 below)
410	430	435
	2015-05-11	2015-09-01
	2015-01-05	2015-05-01
	2015-05-01	2015-08-21
	2015-01-05	2015-05-19
	2015-05-01	2015-08-31
	2015-05-04	2015-09-04
	2015-05-04	2015-08-31
	2015-01-01	2015-05-01
	2015-05-01	2015-09-09
	2015-05-11	2015-08-31
	2015-01-05	2015-05-01
	2015-05-01	2015-08-31
	2015-01-01	2015-05-01
	2015-05-01	2015-08-19
	2015-01-01	2015-05-01
	2015-01-01	2015-04-29
	2015-01-01	2015-05-01
	2015-05-01	2015-08-08
	2015-01-01	2015-05-01
	2015-05-01	2015-08-28
	2015-01-01	2015-04-29
	2015-05-01	2015-08-31
	2015-01-01	2015-05-01
	2015-04-27	2015-08-31
	2015-05-07	2015-08-31
	2015-01-01	2015-05-01
	2015-05-04	2015-08-31
	2015-01-01	2015-05-01
	2015-01-01	2015-05-01
	2015-01-01	2015-05-01
	2015-01-01	2015-05-01
	2015-05-01	2015-08-20
	2015-01-01	2015-05-01
	2015-05-01	2015-08-28
	2015-01-01	2015-05-01
	2015-05-01	2015-08-28
	2015-01-01	2015-05-01
	2015-05-01	2015-08-28
	2015-01-01	2015-05-01
	2015-05-01	2015-08-31
	2015-01-01	2015-05-01
	2015-05-07	2015-08-31
	2015-05-04	2015-08-31
	2015-01-01	2015-05-01
	2015-05-01	2015-08-26
	2015-05-07	2015-08-31
	2015-01-01	2015-05-01
	2015-05-01	2015-08-28
	2015-01-01	2015-05-01
	2015-05-01	2015-08-28
	2015-01-01	2015-05-01
	2015-05-01	2015-08-28
	2015-01-01	2015-05-01
	2015-05-01	2015-08-28
	2015-01-01	2015-05-01
	2015-05-14	2015-08-31
	2015-01-01	2015-05-01

C Name of student	D Start date of WP (see note 1 below)	E End date of WP (see note 2 below)
410	430	435
[REDACTED]	2015-01-01	2015-05-01
[REDACTED]	2015-05-01	2015-09-03
[REDACTED]	2015-04-24	2015-09-05
[REDACTED]	2015-01-01	2015-05-01
[REDACTED]	2015-05-01	2015-08-28
[REDACTED]	2015-01-01	2015-05-01
[REDACTED]	2015-01-01	2015-05-01
[REDACTED]	2015-05-01	2015-08-27
[REDACTED]	2015-05-04	2015-08-31
[REDACTED]	2015-01-01	2015-05-01
[REDACTED]	2015-05-01	2015-08-27
[REDACTED]	2015-01-01	2015-05-01
[REDACTED]	2015-05-01	2015-08-29
[REDACTED]	2015-01-01	2015-05-01
[REDACTED]	2015-05-01	2015-08-27
[REDACTED]	2015-01-01	2015-05-01
[REDACTED]	2015-05-01	2015-08-21
[REDACTED]	2015-01-01	2015-05-01
[REDACTED]	2015-05-01	2015-08-29
[REDACTED]	2015-01-01	2015-05-01
[REDACTED]	2015-05-01	2015-08-27
[REDACTED]	2015-01-01	2015-05-01
[REDACTED]	2015-01-01	2015-05-01
[REDACTED]	2015-05-01	2015-08-01
[REDACTED]	2015-01-01	2015-05-01
[REDACTED]	2015-05-01	2015-08-29
[REDACTED]	2015-05-04	2015-08-31
[REDACTED]	2015-01-01	2015-04-17
[REDACTED]	2015-05-04	2015-09-05
[REDACTED]	2015-05-04	2015-08-31
[REDACTED]	2015-05-04	2015-09-04
[REDACTED]	2015-05-04	2015-08-31
[REDACTED]	2015-05-01	2015-07-10
[REDACTED]	2015-05-01	2015-08-26
[REDACTED]	2015-05-01	2015-08-19
[REDACTED]	2015-05-01	2015-08-26
[REDACTED]	2015-05-01	2015-08-19
[REDACTED]	2015-05-01	2015-08-28
[REDACTED]	2015-05-01	2015-08-26
[REDACTED]	2015-01-01	2015-05-01
[REDACTED]	2015-05-01	2015-08-29
[REDACTED]	2015-05-01	2015-08-26
[REDACTED]	2015-05-01	2015-09-05
[REDACTED]	2015-05-01	2015-08-29
[REDACTED]	2015-01-01	2015-05-02
[REDACTED]	2015-01-01	2015-04-16
[REDACTED]	2015-01-01	2015-05-02
[REDACTED]	2015-01-01	2015-05-02
[REDACTED]	2015-01-05	2015-05-01
[REDACTED]	2015-01-01	2015-05-02
[REDACTED]	2015-05-04	2015-08-31
[REDACTED]	2015-04-27	2015-08-29
[REDACTED]	2015-01-01	2015-05-02
[REDACTED]	2015-01-01	2015-05-01
[REDACTED]	2015-05-28	2015-08-31
[REDACTED]	2015-01-06	2015-05-01

C Name of student 410	D Start date of WP (see note 1 below) 430	E End date of WP (see note 2 below) 435
	2015-05-01	2015-09-05
	2015-01-01	2015-05-01
	2015-05-01	2015-08-22
	2015-01-01	2015-04-25
	2015-05-01	2015-08-31
	2015-01-05	2015-05-01
	2015-01-01	2015-05-01
	2015-01-01	2015-05-09
	2015-01-01	2015-04-30
	2015-01-01	2015-05-01
	2015-05-01	2015-09-05
	2015-05-04	2015-08-31
	2015-04-13	2015-09-05
	2015-01-01	2015-05-16
	2015-01-01	2015-05-02
	2015-01-05	2015-05-01
	2015-05-01	2015-08-31
	2015-05-08	2015-08-31
	2015-01-01	2015-04-30
	2015-01-01	2015-03-21

Note 1: When the WP has been divided into separate periods because it exceeds four consecutive months, enter the start date for the separate WP.

Note 2: When the WP has been divided into separate periods because it exceeds four consecutive months, enter the end date for the separate WP.

Part 4 – Calculation of the Ontario co-operative education tax credit (continued)

	F1 Eligible expenditures before March 27, 2009 (see note 1 below)	Eligible percentage before March 27, 2009 (from line 310 in Part 3)	F2 Eligible expenditures after March 26, 2009 (see note 1 below)	Eligible percentage after March 26, 2009 (from line 310a in Part 3)	X Number of consecutive weeks of the WP completed by the student before March 27, 2009 (see note 3 below)	Y Total number of consecutive weeks of the student's WP (see note 3 below)
	450		452			
1.		10.000 %	20,346	25.000 %		17
2.		10.000 %	35,001	25.000 %		16
3.		10.000 %	35,001	25.000 %		16
4.		10.000 %	28,853	25.000 %		17
5.		10.000 %	29,478	25.000 %		15
6.		10.000 %	29,478	25.000 %		20
7.		10.000 %	26,275	25.000 %		16
8.		10.000 %	26,580	25.000 %		17
9.		10.000 %	26,594	25.000 %		16
10.		10.000 %	19,627	25.000 %		15
11.		10.000 %	20,401	25.000 %		18
12.		10.000 %	22,875	25.000 %		15
13.		10.000 %	22,875	25.000 %		20
14.		10.000 %	24,528	25.000 %		17
15.		10.000 %	24,528	25.000 %		18
16.		10.000 %	22,658	25.000 %		17
17.		10.000 %	22,658	25.000 %		16
18.		10.000 %	21,292	25.000 %		18
19.		10.000 %	26,594	25.000 %		16
20.		10.000 %	27,782	25.000 %		16
21.		10.000 %	22,728	25.000 %		15
22.		10.000 %	22,728	25.000 %		20
23.		10.000 %	17,926	25.000 %		17
24.		10.000 %	15,014	25.000 %		19
25.		10.000 %	25,592	25.000 %		17
26.		10.000 %	19,650	25.000 %		18
27.		10.000 %	21,201	25.000 %		17
28.		10.000 %	21,201	25.000 %		18
29.		10.000 %	18,018	25.000 %		18
30.		10.000 %	21,180	25.000 %		17
31.		10.000 %	21,180	25.000 %		17
32.		10.000 %	21,366	25.000 %		19
33.		10.000 %	13,586	25.000 %		16
34.		10.000 %	13,742	25.000 %		14
35.		10.000 %	14,836	25.000 %		15
36.		10.000 %	15,993	25.000 %		17
37.		10.000 %	15,449	25.000 %		19
38.		10.000 %	14,021	25.000 %		16
39.		10.000 %	29,643	25.000 %		17
40.		10.000 %	13,396	25.000 %		16
41.		10.000 %	17,264	25.000 %		15
42.		10.000 %	10,474	25.000 %		16
43.		10.000 %	10,474	25.000 %		17
44.		10.000 %	15,662	25.000 %		17
45.		10.000 %	13,655	25.000 %		15
46.		10.000 %	14,945	25.000 %		17
47.		10.000 %	17,208	25.000 %		20
48.		10.000 %	18,131	25.000 %		17
49.		10.000 %	13,955	25.000 %		17
50.		10.000 %	14,088	25.000 %		16
51.		10.000 %	16,419	25.000 %		17

	F1 Eligible expenditures before March 27, 2009 (see note 1 below)	Eligible percentage before March 27, 2009 (from line 310 in Part 3)	F2 Eligible expenditures after March 26, 2009 (see note 1 below)	Eligible percentage after March 26, 2009 (from line 310a in Part 3)	X Number of consecutive weeks of the WP completed by the student before March 27, 2009 (see note 3 below)	Y Total number of consecutive weeks of the student's WP (see note 3 below)
	450		452			
52.		10.000 %	13,843	25.000 %		18
53.		10.000 %	18,475	25.000 %		17
54.		10.000 %	14,220	25.000 %		17
55.		10.000 %	16,183	25.000 %		15
56.		10.000 %	16,785	25.000 %		15
57.		10.000 %	14,108	25.000 %		17
58.		10.000 %	15,837	25.000 %		19
59.		10.000 %	15,267	25.000 %		15
60.		10.000 %	14,978	25.000 %		15
61.		10.000 %	14,526	25.000 %		15
62.		10.000 %	14,617	25.000 %		15
63.		10.000 %	17,316	25.000 %		17
64.		10.000 %	15,443	25.000 %		17
65.		10.000 %	14,269	25.000 %		18
66.		10.000 %	10,914	25.000 %		14
67.		10.000 %	16,256	25.000 %		20
68.		10.000 %	13,455	25.000 %		12
69.		10.000 %	14,548	25.000 %		18
70.		10.000 %	14,970	25.000 %		19
71.		10.000 %	15,483	25.000 %		16
72.		10.000 %	14,354	25.000 %		17
73.		10.000 %	14,569	25.000 %		15
74.		10.000 %	14,569	25.000 %		17
75.		10.000 %	13,068	25.000 %		17
76.		10.000 %	23,289	25.000 %		16
77.		10.000 %	19,158	25.000 %		17
78.		10.000 %	19,158	25.000 %		18
79.		10.000 %	18,265	25.000 %		17
80.		10.000 %	15,995	25.000 %		15
81.		10.000 %	14,593	25.000 %		16
82.		10.000 %	13,899	25.000 %		17
83.		10.000 %	13,899	25.000 %		15
84.		10.000 %	15,267	25.000 %		15
85.		10.000 %	14,444	25.000 %		17
86.		10.000 %	15,891	25.000 %		15
87.		10.000 %	14,792	25.000 %		17
88.		10.000 %	17,931	25.000 %		17
89.		10.000 %	17,931	25.000 %		18
90.		10.000 %	13,628	25.000 %		17
91.		10.000 %	13,500	25.000 %		17
92.		10.000 %	14,227	25.000 %		16
93.		10.000 %	14,562	25.000 %		16
94.		10.000 %	14,213	25.000 %		17
95.		10.000 %	13,831	25.000 %		17
96.		10.000 %	16,446	25.000 %		15
97.		10.000 %	16,446	25.000 %		18
98.		10.000 %	17,796	25.000 %		15
99.		10.000 %	14,803	25.000 %		15
100.		10.000 %	16,256	25.000 %		20
101.		10.000 %	19,026	25.000 %		17
102.		10.000 %	18,464	25.000 %		16
103.		10.000 %	20,473	25.000 %		17
104.		10.000 %	15,787	25.000 %		16

	F1 Eligible expenditures before March 27, 2009 (see note 1 below)	Eligible percentage before March 27, 2009 (from line 310 in Part 3)	F2 Eligible expenditures after March 26, 2009 (see note 1 below)	Eligible percentage after March 26, 2009 (from line 310a in Part 3)	X Number of consecutive weeks of the WP completed by the student before March 27, 2009 (see note 3 below)	Y Total number of consecutive weeks of the student's WP (see note 3 below)
	450		452			
105.		10.000 %	31,822	25.000 %		17
106.		10.000 %	31,822	25.000 %		16
107.		10.000 %	22,853	25.000 %		17
108.		10.000 %	22,853	25.000 %		16
109.		10.000 %	33,456	25.000 %		16
110.		10.000 %	33,456	25.000 %		17
111.		10.000 %	22,084	25.000 %		17
112.		10.000 %	22,084	25.000 %		16
113.		10.000 %	19,408	25.000 %		17
114.		10.000 %	18,201	25.000 %		17
115.		10.000 %	18,201	25.000 %		17
116.		10.000 %	20,745	25.000 %		17
117.		10.000 %	20,745	25.000 %		17
118.		10.000 %	20,745	25.000 %		17
119.		10.000 %	22,285	25.000 %		16
120.		10.000 %	22,285	25.000 %		17
121.		10.000 %	22,285	25.000 %		15
122.		10.000 %	19,099	25.000 %		17
123.		10.000 %	18,400	25.000 %		16
124.		10.000 %	18,922	25.000 %		15
125.		10.000 %	18,922	25.000 %		17
126.		10.000 %	22,428	25.000 %		17
127.		10.000 %	22,428	25.000 %		17
128.		10.000 %	22,115	25.000 %		17
129.		10.000 %	22,115	25.000 %		16
130.		10.000 %	18,730	25.000 %		16
131.		10.000 %	19,644	25.000 %		17
132.		10.000 %	19,644	25.000 %		17
133.		10.000 %	21,500	25.000 %		17
134.		10.000 %	21,500	25.000 %		19
135.		10.000 %	19,093	25.000 %		17
136.		10.000 %	19,153	25.000 %		17
137.		10.000 %	21,357	25.000 %		17
138.		10.000 %	21,357	25.000 %		16
139.		10.000 %	21,411	25.000 %		17
140.		10.000 %	21,411	25.000 %		17
141.		10.000 %	15,656	25.000 %		16
142.		10.000 %	18,477	25.000 %		16
143.		10.000 %	15,576	25.000 %		16
144.		10.000 %	18,232	25.000 %		16
145.		10.000 %	19,721	25.000 %		17
146.		10.000 %	19,721	25.000 %		16
147.		10.000 %	15,918	25.000 %		17
148.		10.000 %	16,001	25.000 %		17
149.		10.000 %	16,001	25.000 %		17
150.		10.000 %	16,913	25.000 %		17
151.		10.000 %	15,573	25.000 %		16
152.		10.000 %	15,573	25.000 %		17
153.		10.000 %	17,165	25.000 %		17
154.		10.000 %	17,165	25.000 %		17
155.		10.000 %	16,370	25.000 %		16
156.		10.000 %	16,370	25.000 %		17
157.		10.000 %	16,980	25.000 %		15

	F1 Eligible expenditures before March 27, 2009 (see note 1 below)	Eligible percentage before March 27, 2009 (from line 310 in Part 3)	F2 Eligible expenditures after March 26, 2009 (see note 1 below)	Eligible percentage after March 26, 2009 (from line 310a in Part 3)	X Number of consecutive weeks of the WP completed by the student before March 27, 2009 (see note 3 below)	Y Total number of consecutive weeks of the student's WP (see note 3 below)
	450		452			
158.		10.000 %	14,281	25.000 %		15
159.		10.000 %	14,281	25.000 %		17
160.		10.000 %	16,215	25.000 %		17
161.		10.000 %	16,215	25.000 %		17
162.		10.000 %	15,300	25.000 %		15
163.		10.000 %	15,300	25.000 %		17
164.		10.000 %	16,405	25.000 %		17
165.		10.000 %	16,405	25.000 %		17
166.		10.000 %	16,625	25.000 %		17
167.		10.000 %	15,663	25.000 %		19
168.		10.000 %	16,533	25.000 %		14
169.		10.000 %	21,530	25.000 %		17
170.		10.000 %	21,530	25.000 %		17
171.		10.000 %	20,829	25.000 %		16
172.		10.000 %	20,829	25.000 %		17
173.		10.000 %	20,829	25.000 %		17
174.		10.000 %	23,151	25.000 %		17
175.		10.000 %	21,228	25.000 %		16
176.		10.000 %	21,228	25.000 %		17
177.		10.000 %	21,228	25.000 %		17
178.		10.000 %	17,731	25.000 %		15
179.		10.000 %	27,150	25.000 %		17
180.		10.000 %	27,150	25.000 %		16
181.		10.000 %	20,705	25.000 %		17
182.		10.000 %	20,705	25.000 %		16
183.		10.000 %	20,705	25.000 %		17
184.		10.000 %	23,932	25.000 %		16
185.		10.000 %	17,827	25.000 %		18
186.		10.000 %	17,386	25.000 %		16
187.		10.000 %	23,955	25.000 %		17
188.		10.000 %	23,955	25.000 %		17
189.		10.000 %	18,981	25.000 %		15
190.		10.000 %	18,981	25.000 %		16
191.		10.000 %	19,262	25.000 %		16
192.		10.000 %	18,738	25.000 %		17
193.		10.000 %	18,738	25.000 %		16
194.		10.000 %	18,057	25.000 %		19
195.		10.000 %	18,057	25.000 %		17
196.		10.000 %	19,153	25.000 %		18
197.		10.000 %	19,137	25.000 %		17
198.		10.000 %	20,612	25.000 %		17
199.		10.000 %	20,612	25.000 %		18
200.		10.000 %	15,962	25.000 %		16
201.		10.000 %	22,586	25.000 %		17
202.		10.000 %	22,586	25.000 %		17
203.		10.000 %	20,888	25.000 %		17
204.		10.000 %	20,888	25.000 %		15
205.		10.000 %	18,606	25.000 %		17
206.		10.000 %	22,571	25.000 %		16
207.		10.000 %	21,832	25.000 %		17
208.		10.000 %	21,832	25.000 %		14
209.		10.000 %	22,758	25.000 %		17
210.		10.000 %	22,758	25.000 %		17

	F1 Eligible expenditures before March 27, 2009 (see note 1 below)	Eligible percentage before March 27, 2009 (from line 310 in Part 3)	F2 Eligible expenditures after March 26, 2009 (see note 1 below)	Eligible percentage after March 26, 2009 (from line 310a in Part 3)	X Number of consecutive weeks of the WP completed by the student before March 27, 2009 (see note 3 below)	Y Total number of consecutive weeks of the student's WP (see note 3 below)
	450		452			
211.		10.000 %	22,340	25.000 %		16
212.		10.000 %	22,340	25.000 %		17
213.		10.000 %	19,375	25.000 %		17
214.		10.000 %	19,790	25.000 %		18
215.		10.000 %	18,477	25.000 %		16
216.		10.000 %	24,922	25.000 %		17
217.		10.000 %	16,768	25.000 %		17
218.		10.000 %	21,174	25.000 %		17
219.		10.000 %	21,834	25.000 %		17
220.		10.000 %	22,522	25.000 %		17
221.		10.000 %	17,564	25.000 %		17
222.		10.000 %	17,564	25.000 %		15
223.		10.000 %	20,979	25.000 %		17
224.		10.000 %	20,979	25.000 %		17
225.		10.000 %	22,778	25.000 %		17
226.		10.000 %	22,778	25.000 %		17
227.		10.000 %	22,717	25.000 %		17
228.		10.000 %	22,717	25.000 %		17
229.		10.000 %	20,674	25.000 %		17
230.		10.000 %	20,674	25.000 %		17
231.		10.000 %	20,261	25.000 %		17
232.		10.000 %	18,434	25.000 %		16
233.		10.000 %	19,095	25.000 %		17
234.		10.000 %	21,085	25.000 %		17
235.		10.000 %	21,085	25.000 %		16
236.		10.000 %	18,129	25.000 %		16
237.		10.000 %	21,616	25.000 %		17
238.		10.000 %	21,616	25.000 %		17
239.		10.000 %	22,245	25.000 %		17
240.		10.000 %	22,245	25.000 %		17
241.		10.000 %	21,590	25.000 %		17
242.		10.000 %	21,590	25.000 %		17
243.		10.000 %	17,631	25.000 %		15
244.		10.000 %	22,392	25.000 %		17
245.		10.000 %	22,245	25.000 %		17
246.		10.000 %	22,245	25.000 %		17
247.		10.000 %	25,321	25.000 %		19
248.		10.000 %	21,768	25.000 %		17
249.		10.000 %	21,768	25.000 %		17
250.		10.000 %	23,324	25.000 %		17
251.		10.000 %	22,507	25.000 %		17
252.		10.000 %	22,507	25.000 %		16
253.		10.000 %	19,838	25.000 %		17
254.		10.000 %	21,796	25.000 %		17
255.		10.000 %	21,796	25.000 %		16
256.		10.000 %	14,473	25.000 %		17
257.		10.000 %	14,473	25.000 %		17
258.		10.000 %	22,086	25.000 %		17
259.		10.000 %	22,086	25.000 %		16
260.		10.000 %	21,840	25.000 %		17
261.		10.000 %	21,840	25.000 %		16
262.		10.000 %	21,259	25.000 %		17
263.		10.000 %	21,259	25.000 %		17

	F1 Eligible expenditures before March 27, 2009 (see note 1 below)	Eligible percentage before March 27, 2009 (from line 310 in Part 3)	F2 Eligible expenditures after March 26, 2009 (see note 1 below)	Eligible percentage after March 26, 2009 (from line 310a in Part 3)	X Number of consecutive weeks of the WP completed by the student before March 27, 2009 (see note 3 below)	Y Total number of consecutive weeks of the student's WP (see note 3 below)
	450		452			
264.		10.000 %	21,163	25.000 %		17
265.		10.000 %	19,064	25.000 %		17
266.		10.000 %	19,064	25.000 %		13
267.		10.000 %	21,827	25.000 %		17
268.		10.000 %	21,827	25.000 %		17
269.		10.000 %	19,590	25.000 %		17
270.		10.000 %	22,681	25.000 %		15
271.		10.000 %	20,991	25.000 %		18
272.		10.000 %	19,144	25.000 %		17
273.		10.000 %	16,335	25.000 %		18
274.		10.000 %	19,095	25.000 %		17
275.		10.000 %	18,606	25.000 %		10
276.		10.000 %	22,571	25.000 %		16
277.		10.000 %	19,375	25.000 %		15
278.		10.000 %	21,174	25.000 %		16
279.		10.000 %	21,834	25.000 %		15
280.		10.000 %	22,522	25.000 %		17
281.		10.000 %	20,261	25.000 %		16
282.		10.000 %	21,270	25.000 %		17
283.		10.000 %	21,270	25.000 %		17
284.		10.000 %	22,392	25.000 %		16
285.		10.000 %	23,324	25.000 %		18
286.		10.000 %	21,163	25.000 %		17
287.		10.000 %	24,108	25.000 %		17
288.		10.000 %	20,679	25.000 %		14
289.		10.000 %	15,951	25.000 %		17
290.		10.000 %	24,137	25.000 %		17
291.		10.000 %	19,168	25.000 %		17
292.		10.000 %	21,125	25.000 %		17
293.		10.000 %	17,602	25.000 %		17
294.		10.000 %	22,883	25.000 %		18
295.		10.000 %	23,859	25.000 %		17
296.		10.000 %	22,353	25.000 %		17
297.		10.000 %	15,816	25.000 %		13
298.		10.000 %	15,774	25.000 %		16
299.		10.000 %	15,774	25.000 %		18
300.		10.000 %	19,957	25.000 %		17
301.		10.000 %	19,957	25.000 %		16
302.		10.000 %	20,891	25.000 %		16
303.		10.000 %	21,173	25.000 %		17
304.		10.000 %	13,908	25.000 %		17
305.		10.000 %	20,877	25.000 %		17
306.		10.000 %	25,488	25.000 %		18
307.		10.000 %	23,201	25.000 %		16
308.		10.000 %	22,506	25.000 %		17
309.		10.000 %	22,506	25.000 %		18
310.		10.000 %	20,477	25.000 %		17
311.		10.000 %	26,308	25.000 %		21
312.		10.000 %	28,154	25.000 %		19
313.		10.000 %	24,652	25.000 %		17
314.		10.000 %	18,383	25.000 %		17
315.		10.000 %	18,383	25.000 %		17
316.		10.000 %	17,373	25.000 %		16

	F1 Eligible expenditures before March 27, 2009 (see note 1 below) 450	Eligible percentage before March 27, 2009 (from line 310 in Part 3)	F2 Eligible expenditures after March 26, 2009 (see note 1 below) 452	Eligible percentage after March 26, 2009 (from line 310a in Part 3)	X Number of consecutive weeks of the WP completed by the student before March 27, 2009 (see note 3 below)	Y Total number of consecutive weeks of the student's WP (see note 3 below)
317.		10.000 %	25,054	25.000 %		16
318.		10.000 %	17,614	25.000 %		11

	G Eligible amount (eligible expenditures multiplied by eligible percentage) (see note 2 below) 460	H Maximum CETC per WP (see note 3 below) 462	I CETC on eligible expenditures (column G or H, whichever is less) 470	J CETC on repayment of government assistance (see note 4 below) 480	K CETC for each WP (column I or column J) 490
1.	5,087	3,000	3,000		3,000
2.	8,750	3,000	3,000		3,000
3.	8,750	3,000	3,000		3,000
4.	7,213	3,000	3,000		3,000
5.	7,370	3,000	3,000		3,000
6.	7,370	3,000	3,000		3,000
7.	6,569	3,000	3,000		3,000
8.	6,645	3,000	3,000		3,000
9.	6,649	3,000	3,000		3,000
10.	4,907	3,000	3,000		3,000
11.	5,100	3,000	3,000		3,000
12.	5,719	3,000	3,000		3,000
13.	5,719	3,000	3,000		3,000
14.	6,132	3,000	3,000		3,000
15.	6,132	3,000	3,000		3,000
16.	5,665	3,000	3,000		3,000
17.	5,665	3,000	3,000		3,000
18.	5,323	3,000	3,000		3,000
19.	6,649	3,000	3,000		3,000
20.	6,946	3,000	3,000		3,000
21.	5,682	3,000	3,000		3,000
22.	5,682	3,000	3,000		3,000
23.	4,482	3,000	3,000		3,000
24.	3,754	3,000	3,000		3,000
25.	6,398	3,000	3,000		3,000
26.	4,913	3,000	3,000		3,000
27.	5,300	3,000	3,000		3,000
28.	5,300	3,000	3,000		3,000
29.	4,505	3,000	3,000		3,000
30.	5,295	3,000	3,000		3,000
31.	5,295	3,000	3,000		3,000
32.	5,342	3,000	3,000		3,000
33.	3,397	3,000	3,000		3,000
34.	3,436	3,000	3,000		3,000
35.	3,709	3,000	3,000		3,000
36.	3,998	3,000	3,000		3,000
37.	3,862	3,000	3,000		3,000
38.	3,505	3,000	3,000		3,000
39.	7,411	3,000	3,000		3,000
40.	3,349	3,000	3,000		3,000
41.	4,316	3,000	3,000		3,000
42.	2,619	3,000	2,619		2,619
43.	2,619	3,000	2,619		2,619
44.	3,916	3,000	3,000		3,000

	G Eligible amount (eligible expenditures multiplied by eligible percentage) (see note 2 below) 460	H Maximum CETC per WP (see note 3 below) 462	I CETC on eligible expenditures (column G or H, whichever is less) 470	J CETC on repayment of government assistance (see note 4 below) 480	K CETC for each WP (column I or column J) 490
45.	3,414	3,000	3,000		3,000
46.	3,736	3,000	3,000		3,000
47.	4,302	3,000	3,000		3,000
48.	4,533	3,000	3,000		3,000
49.	3,489	3,000	3,000		3,000
50.	3,522	3,000	3,000		3,000
51.	4,105	3,000	3,000		3,000
52.	3,461	3,000	3,000		3,000
53.	4,619	3,000	3,000		3,000
54.	3,555	3,000	3,000		3,000
55.	4,046	3,000	3,000		3,000
56.	4,196	3,000	3,000		3,000
57.	3,527	3,000	3,000		3,000
58.	3,959	3,000	3,000		3,000
59.	3,817	3,000	3,000		3,000
60.	3,745	3,000	3,000		3,000
61.	3,632	3,000	3,000		3,000
62.	3,654	3,000	3,000		3,000
63.	4,329	3,000	3,000		3,000
64.	3,861	3,000	3,000		3,000
65.	3,567	3,000	3,000		3,000
66.	2,729	3,000	2,729		2,729
67.	4,064	3,000	3,000		3,000
68.	3,364	3,000	3,000		3,000
69.	3,637	3,000	3,000		3,000
70.	3,743	3,000	3,000		3,000
71.	3,871	3,000	3,000		3,000
72.	3,589	3,000	3,000		3,000
73.	3,642	3,000	3,000		3,000
74.	3,642	3,000	3,000		3,000
75.	3,267	3,000	3,000		3,000
76.	5,822	3,000	3,000		3,000
77.	4,790	3,000	3,000		3,000
78.	4,790	3,000	3,000		3,000
79.	4,566	3,000	3,000		3,000
80.	3,999	3,000	3,000		3,000
81.	3,648	3,000	3,000		3,000
82.	3,475	3,000	3,000		3,000
83.	3,475	3,000	3,000		3,000
84.	3,817	3,000	3,000		3,000
85.	3,611	3,000	3,000		3,000
86.	3,973	3,000	3,000		3,000
87.	3,698	3,000	3,000		3,000
88.	4,483	3,000	3,000		3,000
89.	4,483	3,000	3,000		3,000
90.	3,407	3,000	3,000		3,000
91.	3,375	3,000	3,000		3,000
92.	3,557	3,000	3,000		3,000
93.	3,641	3,000	3,000		3,000
94.	3,553	3,000	3,000		3,000
95.	3,458	3,000	3,000		3,000
96.	4,112	3,000	3,000		3,000
97.	4,112	3,000	3,000		3,000

	G Eligible amount (eligible expenditures multiplied by eligible percentage) (see note 2 below) 460	H Maximum CETC per WP (see note 3 below) 462	I CETC on eligible expenditures (column G or H, whichever is less) 470	J CETC on repayment of government assistance (see note 4 below) 480	K CETC for each WP (column I or column J) 490
98.	4,449	3,000	3,000		3,000
99.	3,701	3,000	3,000		3,000
100.	4,064	3,000	3,000		3,000
101.	4,757	3,000	3,000		3,000
102.	4,616	3,000	3,000		3,000
103.	5,118	3,000	3,000		3,000
104.	3,947	3,000	3,000		3,000
105.	7,956	3,000	3,000		3,000
106.	7,956	3,000	3,000		3,000
107.	5,713	3,000	3,000		3,000
108.	5,713	3,000	3,000		3,000
109.	8,364	3,000	3,000		3,000
110.	8,364	3,000	3,000		3,000
111.	5,521	3,000	3,000		3,000
112.	5,521	3,000	3,000		3,000
113.	4,852	3,000	3,000		3,000
114.	4,550	3,000	3,000		3,000
115.	4,550	3,000	3,000		3,000
116.	5,186	3,000	3,000		3,000
117.	5,186	3,000	3,000		3,000
118.	5,186	3,000	3,000		3,000
119.	5,571	3,000	3,000		3,000
120.	5,571	3,000	3,000		3,000
121.	5,571	3,000	3,000		3,000
122.	4,775	3,000	3,000		3,000
123.	4,600	3,000	3,000		3,000
124.	4,731	3,000	3,000		3,000
125.	4,731	3,000	3,000		3,000
126.	5,607	3,000	3,000		3,000
127.	5,607	3,000	3,000		3,000
128.	5,529	3,000	3,000		3,000
129.	5,529	3,000	3,000		3,000
130.	4,683	3,000	3,000		3,000
131.	4,911	3,000	3,000		3,000
132.	4,911	3,000	3,000		3,000
133.	5,375	3,000	3,000		3,000
134.	5,375	3,000	3,000		3,000
135.	4,773	3,000	3,000		3,000
136.	4,788	3,000	3,000		3,000
137.	5,339	3,000	3,000		3,000
138.	5,339	3,000	3,000		3,000
139.	5,353	3,000	3,000		3,000
140.	5,353	3,000	3,000		3,000
141.	3,914	3,000	3,000		3,000
142.	4,619	3,000	3,000		3,000
143.	3,894	3,000	3,000		3,000
144.	4,558	3,000	3,000		3,000
145.	4,930	3,000	3,000		3,000
146.	4,930	3,000	3,000		3,000
147.	3,980	3,000	3,000		3,000
148.	4,000	3,000	3,000		3,000
149.	4,000	3,000	3,000		3,000
150.	4,228	3,000	3,000		3,000

	G Eligible amount (eligible expenditures multiplied by eligible percentage) (see note 2 below) 460	H Maximum CETC per WP (see note 3 below) 462	I CETC on eligible expenditures (column G or H, whichever is less) 470	J CETC on repayment of government assistance (see note 4 below) 480	K CETC for each WP (column I or column J) 490
151.	3,893	3,000	3,000		3,000
152.	3,893	3,000	3,000		3,000
153.	4,291	3,000	3,000		3,000
154.	4,291	3,000	3,000		3,000
155.	4,093	3,000	3,000		3,000
156.	4,093	3,000	3,000		3,000
157.	4,245	3,000	3,000		3,000
158.	3,570	3,000	3,000		3,000
159.	3,570	3,000	3,000		3,000
160.	4,054	3,000	3,000		3,000
161.	4,054	3,000	3,000		3,000
162.	3,825	3,000	3,000		3,000
163.	3,825	3,000	3,000		3,000
164.	4,101	3,000	3,000		3,000
165.	4,101	3,000	3,000		3,000
166.	4,156	3,000	3,000		3,000
167.	3,916	3,000	3,000		3,000
168.	4,133	3,000	3,000		3,000
169.	5,383	3,000	3,000		3,000
170.	5,383	3,000	3,000		3,000
171.	5,207	3,000	3,000		3,000
172.	5,207	3,000	3,000		3,000
173.	5,207	3,000	3,000		3,000
174.	5,788	3,000	3,000		3,000
175.	5,307	3,000	3,000		3,000
176.	5,307	3,000	3,000		3,000
177.	5,307	3,000	3,000		3,000
178.	4,433	3,000	3,000		3,000
179.	6,788	3,000	3,000		3,000
180.	6,788	3,000	3,000		3,000
181.	5,176	3,000	3,000		3,000
182.	5,176	3,000	3,000		3,000
183.	5,176	3,000	3,000		3,000
184.	5,983	3,000	3,000		3,000
185.	4,457	3,000	3,000		3,000
186.	4,347	3,000	3,000		3,000
187.	5,989	3,000	3,000		3,000
188.	5,989	3,000	3,000		3,000
189.	4,745	3,000	3,000		3,000
190.	4,745	3,000	3,000		3,000
191.	4,816	3,000	3,000		3,000
192.	4,685	3,000	3,000		3,000
193.	4,685	3,000	3,000		3,000
194.	4,514	3,000	3,000		3,000
195.	4,514	3,000	3,000		3,000
196.	4,788	3,000	3,000		3,000
197.	4,784	3,000	3,000		3,000
198.	5,153	3,000	3,000		3,000
199.	5,153	3,000	3,000		3,000
200.	3,991	3,000	3,000		3,000
201.	5,647	3,000	3,000		3,000
202.	5,647	3,000	3,000		3,000
203.	5,222	3,000	3,000		3,000

	G Eligible amount (eligible expenditures multiplied by eligible percentage) (see note 2 below) 460	H Maximum CETC per WP (see note 3 below) 462	I CETC on eligible expenditures (column G or H, whichever is less) 470	J CETC on repayment of government assistance (see note 4 below) 480	K CETC for each WP (column I or column J) 490
204.	5,222	3,000	3,000		3,000
205.	4,652	3,000	3,000		3,000
206.	5,643	3,000	3,000		3,000
207.	5,458	3,000	3,000		3,000
208.	5,458	3,000	3,000		3,000
209.	5,690	3,000	3,000		3,000
210.	5,690	3,000	3,000		3,000
211.	5,585	3,000	3,000		3,000
212.	5,585	3,000	3,000		3,000
213.	4,844	3,000	3,000		3,000
214.	4,948	3,000	3,000		3,000
215.	4,619	3,000	3,000		3,000
216.	6,231	3,000	3,000		3,000
217.	4,192	3,000	3,000		3,000
218.	5,294	3,000	3,000		3,000
219.	5,459	3,000	3,000		3,000
220.	5,631	3,000	3,000		3,000
221.	4,391	3,000	3,000		3,000
222.	4,391	3,000	3,000		3,000
223.	5,245	3,000	3,000		3,000
224.	5,245	3,000	3,000		3,000
225.	5,695	3,000	3,000		3,000
226.	5,695	3,000	3,000		3,000
227.	5,679	3,000	3,000		3,000
228.	5,679	3,000	3,000		3,000
229.	5,169	3,000	3,000		3,000
230.	5,169	3,000	3,000		3,000
231.	5,065	3,000	3,000		3,000
232.	4,609	3,000	3,000		3,000
233.	4,774	3,000	3,000		3,000
234.	5,271	3,000	3,000		3,000
235.	5,271	3,000	3,000		3,000
236.	4,532	3,000	3,000		3,000
237.	5,404	3,000	3,000		3,000
238.	5,404	3,000	3,000		3,000
239.	5,561	3,000	3,000		3,000
240.	5,561	3,000	3,000		3,000
241.	5,398	3,000	3,000		3,000
242.	5,398	3,000	3,000		3,000
243.	4,408	3,000	3,000		3,000
244.	5,598	3,000	3,000		3,000
245.	5,561	3,000	3,000		3,000
246.	5,561	3,000	3,000		3,000
247.	6,330	3,000	3,000		3,000
248.	5,442	3,000	3,000		3,000
249.	5,442	3,000	3,000		3,000
250.	5,831	3,000	3,000		3,000
251.	5,627	3,000	3,000		3,000
252.	5,627	3,000	3,000		3,000
253.	4,960	3,000	3,000		3,000
254.	5,449	3,000	3,000		3,000
255.	5,449	3,000	3,000		3,000
256.	3,618	3,000	3,000		3,000

	G Eligible amount (eligible expenditures multiplied by eligible percentage) (see note 2 below) 460	H Maximum CETC per WP (see note 3 below) 462	I CETC on eligible expenditures (column G or H, whichever is less) 470	J CETC on repayment of government assistance (see note 4 below) 480	K CETC for each WP (column I or column J) 490
257.	3,618	3,000	3,000		3,000
258.	5,522	3,000	3,000		3,000
259.	5,522	3,000	3,000		3,000
260.	5,460	3,000	3,000		3,000
261.	5,460	3,000	3,000		3,000
262.	5,315	3,000	3,000		3,000
263.	5,315	3,000	3,000		3,000
264.	5,291	3,000	3,000		3,000
265.	4,766	3,000	3,000		3,000
266.	4,766	3,000	3,000		3,000
267.	5,457	3,000	3,000		3,000
268.	5,457	3,000	3,000		3,000
269.	4,898	3,000	3,000		3,000
270.	5,670	3,000	3,000		3,000
271.	5,248	3,000	3,000		3,000
272.	4,786	3,000	3,000		3,000
273.	4,084	3,000	3,000		3,000
274.	4,774	3,000	3,000		3,000
275.	4,652	3,000	3,000		3,000
276.	5,643	3,000	3,000		3,000
277.	4,844	3,000	3,000		3,000
278.	5,294	3,000	3,000		3,000
279.	5,459	3,000	3,000		3,000
280.	5,631	3,000	3,000		3,000
281.	5,065	3,000	3,000		3,000
282.	5,318	3,000	3,000		3,000
283.	5,318	3,000	3,000		3,000
284.	5,598	3,000	3,000		3,000
285.	5,831	3,000	3,000		3,000
286.	5,291	3,000	3,000		3,000
287.	6,027	3,000	3,000		3,000
288.	5,170	3,000	3,000		3,000
289.	3,988	3,000	3,000		3,000
290.	6,034	3,000	3,000		3,000
291.	4,792	3,000	3,000		3,000
292.	5,281	3,000	3,000		3,000
293.	4,401	3,000	3,000		3,000
294.	5,721	3,000	3,000		3,000
295.	5,965	3,000	3,000		3,000
296.	5,588	3,000	3,000		3,000
297.	3,954	3,000	3,000		3,000
298.	3,944	3,000	3,000		3,000
299.	3,944	3,000	3,000		3,000
300.	4,989	3,000	3,000		3,000
301.	4,989	3,000	3,000		3,000
302.	5,223	3,000	3,000		3,000
303.	5,293	3,000	3,000		3,000
304.	3,477	3,000	3,000		3,000
305.	5,219	3,000	3,000		3,000
306.	6,372	3,000	3,000		3,000
307.	5,800	3,000	3,000		3,000
308.	5,627	3,000	3,000		3,000
309.	5,627	3,000	3,000		3,000

	G Eligible amount (eligible expenditures multiplied by eligible percentage) (see note 2 below) 460	H Maximum CETC per WP (see note 3 below) 462	I CETC on eligible expenditures (column G or H, whichever is less) 470	J CETC on repayment of government assistance (see note 4 below) 480	K CETC for each WP (column I or column J) 490
310.	5,119	3,000	3,000		3,000
311.	6,577	3,000	3,000		3,000
312.	7,039	3,000	3,000		3,000
313.	6,163	3,000	3,000		3,000
314.	4,596	3,000	3,000		3,000
315.	4,596	3,000	3,000		3,000
316.	4,343	3,000	3,000		3,000
317.	6,264	3,000	3,000		3,000
318.	4,404	3,000	3,000		3,000

Ontario co-operative education tax credit(total of amounts in column K) **500** 952,967 L

or, if the corporation answered **yes** at line 150 in Part 1, determine the partner's share of amount L:

Amount L _____ x percentage on line 170 in Part 1 _____ % = **M**

Enter amount L or M, whichever applies, on line 452 of Schedule 5 *Tax Calculation Supplementary – Corporations*. If you are filing more than one Schedule 550, add the amounts from line L or M, whichever applies, on all the schedules and enter the total amount on line 452 of Schedule 5.

Note 1: Reduce eligible expenditures by all government assistance, as defined under subsection 88(21) of the *Taxation Act, 2007* (Ontario), that the corporation has received, is entitled to receive, or may reasonably expect to receive, for the eligible expenditures, on or before the filing due date of the *T2 Corporation Income Tax Return* for the tax year.

Note 2: Calculate the eligible amount (Column G) using the following formula:
Column G = (column F1 x percentage on line 310) + (column F2 x percentage on line 312)

Note 3: If the WP ends before March 27, 2009, the maximum credit amount for the WP is \$1,000.
If the WP begins after March 26, 2009, the maximum credit amount for the WP is \$3,000.
If the WP begins before March 27, 2009, and ends after March 26, 2009, calculate the maximum credit amount using the following formula:
 $(\$1,000 \times X/Y) + [\$3,000 \times (Y - X)/Y]$

where "X" is the number of consecutive weeks of the WP completed by the student before March 27, 2009, and "Y" is the total number of consecutive weeks of the student's WP.

Note 4: When claiming a CETC for repayment of government assistance, complete **separate entry** for each repayment and complete columns A to E and J and K with the details for the previous year WP in which the government assistance was received. Include the amount of government assistance repaid in the tax year multiplied by the eligible percentage for the tax year in which the government assistance was received, to the extent that the government assistance reduced the CETC in that tax year.

Ontario Apprenticeship Training Tax Credit

Corporation's name Hydro One Networks Inc.	Business number 87086 5821 RC0001	Tax year-end Year Month Day 2015-10-31
---	--------------------------------------	--

- Use this schedule to claim an Ontario apprenticeship training tax credit (ATTC) under section 89 of the *Taxation Act, 2007* (Ontario).
- The ATTC is a refundable tax credit that is equal to a specified percentage (25% to 45%) of the eligible expenditures incurred by a corporation for a qualifying apprenticeship. For eligible expenditures incurred after March 26, 2009 for an apprenticeship program that began before April 24, 2015, the maximum credit for each qualifying apprenticeship is \$10,000 per year to a maximum credit of \$40,000 over the first 48-month period of the qualifying apprenticeship. For an apprenticeship program that began after April 23, 2015, the maximum credit for each qualifying apprenticeship is \$5,000 per year to a maximum credit of \$15,000 over the first 36-month period of the qualifying apprenticeship.
- Eligible expenditures are salaries and wages (including taxable benefits) paid to an apprentice in a qualifying apprenticeship or fees paid to an employment agency for the provision of services performed by the apprentice in a qualifying apprenticeship. These expenditures must be:
 - paid on account of employment or services, as applicable, at a permanent establishment of the corporation in Ontario;
 - for services provided by the apprentice during the first 48 months of the apprenticeship program, if an apprenticeship program began before April 24, 2015; and
 - for services provided by the apprentice during the first 36 months of the apprenticeship program, if an apprenticeship program began after April 23, 2015.
- An expenditure is not eligible for an ATTC if:
 - the same expenditure was used, or will be used, to claim a co-operative education tax credit; or
 - it is more than an amount that would be paid to an arm's length apprentice.
- An apprenticeship must meet the following conditions to be a qualifying apprenticeship:
 - the apprenticeship is in a qualifying skilled trade approved by the Ministry of Training, Colleges and Universities (Ontario) or a person designated by him or her; and
 - the corporation and the apprentice must be participating in an apprenticeship program in which the training agreement has been registered under the *Ontario College of Trades and Apprenticeship Act, 2009*, or the *Apprenticeship and Certification Act, 1998*, or in which the contract of apprenticeship has been registered under the *Trades Qualification and Apprenticeship Act*.
- Do not submit the training agreement or contract of apprenticeship with your *T2 Corporation Income Tax Return*. Keep a copy of the training agreement or contract of apprenticeship to support your claim.
- File this schedule with your *T2 Corporation Income Tax Return*.

Part 1 – Corporate information

110 Name of person to contact for more information Glendy Cheung	120 Telephone number (416) 345-6812
Is the claim filed for an ATTC earned through a partnership? *	150 1 Yes <input type="checkbox"/> 2 No <input checked="" type="checkbox"/>
If you answered yes to the question at line 150, what is the name of the partnership?	160 _____
Enter the percentage of the partnership's ATTC allocated to the corporation	170 _____ %

* When a corporate member of a partnership is claiming an amount for eligible expenditures incurred by a partnership, complete a Schedule 552 for the partnership as if the partnership were a corporation. Each corporate partner, other than a limited partner, should file a separate Schedule 552 to claim the partner's share of the partnership's ATTC. The total of the partners' allocated amounts can never exceed the amount of the partnership's ATTC.

Part 2 – Eligibility

1. Did the corporation have a permanent establishment in Ontario in the tax year?	200 1 Yes <input checked="" type="checkbox"/> 2 No <input type="checkbox"/>
2. Was the corporation exempt from tax under Part III of the <i>Taxation Act, 2007</i> (Ontario)?	210 1 Yes <input type="checkbox"/> 2 No <input checked="" type="checkbox"/>

If you answered **no** to question 1 or **yes** to question 2, then you are **not eligible** for the ATTC.

Part 3 – Specified percentage

Corporation's salaries and wages paid in the previous tax year * **300** 859,978,816

For eligible expenditures incurred before March 27, 2009:

- If line 300 is \$400,000 or less, enter 30% on line 310.
- If line 300 is \$600,000 or more, enter 25% on line 310.
- If line 300 is more than \$400,000 and less than \$600,000, enter the percentage on line 310 using the following formula:

$$\text{Specified percentage} = 30\% - \left[5\% \times \left(\frac{\text{amount on line 300} - 400,000}{200,000} \right) \right]$$

Specified percentage **310** 25.000 %

For eligible expenditures incurred after March 26, 2009 for an apprenticeship program that began before April 24, 2015:

- If line 300 is \$400,000 or less, enter 45% on line 312.
- If line 300 is \$600,000 or more, enter 35% on line 312.
- If line 300 is more than \$400,000 and less than \$600,000, enter the percentage on line 312 using the following formula:

$$\text{Specified percentage} = 35\% + \left[10\% \times \left[1 - \left(\frac{\text{amount on line 300} - 400,000}{200,000} \right) \right] \right]$$

Specified percentage **312** 35.000 %

For eligible expenditures incurred for an apprenticeship program that began after April 23, 2015:

- If line 300 is \$400,000 or less, enter 30% on line 314.
- If line 300 is \$600,000 or more, enter 25% on line 314.
- If line 300 is more than \$400,000 and less than \$600,000, enter the percentage on line 314 using the following formula:

$$\text{Specified percentage} = 25\% + \left[5\% \times \left[1 - \left(\frac{\text{amount on line 300} - 400,000}{200,000} \right) \right] \right]$$

Specified percentage **314** 25.000 %

* If this is the first tax year of an amalgamated corporation and subsection 89(6) of the *Taxation Act, 2007* (Ontario) applies, enter salaries and wages paid in the previous tax year by the predecessor corporations.

Part 4 – Ontario apprenticeship training tax credit

Complete a **separate entry** for each apprentice for each qualifying apprenticeship with the corporation. When claiming an ATTC for repayment of government assistance, complete a **separate entry** for each repayment, and complete columns A to G and M and N with the details for the employment period in the previous tax year in which the government assistance was received.

	A Trade code 400	B Apprenticeship program/trade name 405	C Name of apprentice 410
1.	309a	Electrician-Construction and Maintenance	
2.	309a	Electrician-Construction and Maintenance	
3.	309a	Electrician-Construction and Maintenance	
4.	309a	Electrician-Construction and Maintenance	
5.	434a	Powerline Technician	
6.	309a	Electrician-Construction and Maintenance	
7.	434a	Powerline Technician	
8.	434a	Powerline Technician	
9.	434a	Powerline Technician	
10.	434a	Powerline Technician	
11.	434a	Powerline Technician	
12.	434a	Powerline Technician	
13.	434a	Powerline Technician	
14.	434a	Powerline Technician	
15.	434a	Powerline Technician	
16.	434a	Powerline Technician	
17.	434a	Powerline Technician	
18.	434a	Powerline Technician	

A Trade code 400	B Apprenticeship program/trade name 405	C Name of apprentice 410
19.	434a Powerline Technician	
20.	403a General Carpenter	
21.	434a Powerline Technician	
22.	434a Powerline Technician	
23.	434a Powerline Technician	
24.	434a Powerline Technician	
25.	434a Powerline Technician	
26.	434a Powerline Technician	
27.	434a Powerline Technician	
28.	434a Powerline Technician	
29.	434a Powerline Technician	
30.	434a Powerline Technician	
31.	434a Powerline Technician	
32.	434a Powerline Technician	
33.	434a Powerline Technician	
34.	434a Powerline Technician	
35.	310t Truck And Coach Technician	
36.	310t Truck And Coach Technician	
37.	309a Electrician-Construction and Maintenance	
38.	309a Electrician-Construction and Maintenance	
39.	309a Electrician-Construction and Maintenance	
40.	309a Electrician-Construction and Maintenance	
41.	309a Electrician-Construction and Maintenance	
42.	309a Electrician-Construction and Maintenance	
43.	309a Electrician-Construction and Maintenance	
44.	309a Electrician-Construction and Maintenance	
45.	309a Electrician-Construction and Maintenance	
46.	309a Electrician-Construction and Maintenance	
47.	309a Electrician-Construction and Maintenance	
48.	434a Powerline Technician	
49.	403a General Carpenter	
50.	434a Powerline Technician	
51.	434a Powerline Technician	
52.	434a Powerline Technician	
53.	434a Powerline Technician	
54.	434a Powerline Technician	
55.	434a Powerline Technician	
56.	434a Powerline Technician	
57.	434a Powerline Technician	
58.	434a Powerline Technician	
59.	434a Powerline Technician	
60.	434a Powerline Technician	
61.	434a Powerline Technician	
62.	434a Powerline Technician	
63.	434a Powerline Technician	
64.	434a Powerline Technician	
65.	434a Powerline Technician	
66.	309a Electrician-Construction and Maintenance	
67.	309a Electrician-Construction and Maintenance	
68.	309a Electrician-Construction and Maintenance	
69.	434a Powerline Technician	
70.	434a Powerline Technician	
71.	434a Powerline Technician	
72.	434a Powerline Technician	
73.	434a Powerline Technician	

A Trade code 400	B Apprenticeship program/trade name 405	C Name of apprentice 410
74.	434a Powerline Technician	
75.	434a Powerline Technician	
76.	434a Powerline Technician	
77.	434a Powerline Technician	
78.	434a Powerline Technician	
79.	434a Powerline Technician	
80.	434a Powerline Technician	
81.	434a Powerline Technician	
82.	434a Powerline Technician	
83.	434a Powerline Technician	
84.	434a Powerline Technician	
85.	309a Electrician-Construction and Maintenance	
86.	309a Electrician-Construction and Maintenance	
87.	309a Electrician-Construction and Maintenance	
88.	309a Electrician-Construction and Maintenance	
89.	309a Electrician-Construction and Maintenance	
90.	309a Electrician-Construction and Maintenance	
91.	309a Electrician-Construction and Maintenance	
92.	309a Electrician-Construction and Maintenance	
93.	309a Electrician-Construction and Maintenance	
94.	309a Electrician-Construction and Maintenance	
95.	309a Electrician-Construction and Maintenance	
96.	309a Electrician-Construction and Maintenance	
97.	434a Powerline Technician	
98.	434a Powerline Technician	
99.	434a Powerline Technician	
100.	434a Powerline Technician	
101.	434a Powerline Technician	
102.	444B Utility Arborist	
103.	444B Utility Arborist	
104.	444B Utility Arborist	
105.	444B Utility Arborist	
106.	444B Utility Arborist	
107.	444B Utility Arborist	
108.	444B Utility Arborist	
109.	444B Utility Arborist	
110.	444B Utility Arborist	
111.	444B Utility Arborist	
112.	444B Utility Arborist	
113.	444B Utility Arborist	
114.	444B Utility Arborist	
115.	444B Utility Arborist	
116.	444B Utility Arborist	
117.	444B Utility Arborist	
118.	444B Utility Arborist	
119.	434a Powerline Technician	
120.	434a Powerline Technician	
121.	434a Powerline Technician	
122.	434a Powerline Technician	
123.	434a Powerline Technician	
124.	434a Powerline Technician	
125.	434a Powerline Technician	
126.	434a Powerline Technician	
127.	434a Powerline Technician	
128.	434a Powerline Technician	

A Trade code 400	B Apprenticeship program/trade name 405	C Name of apprentice 410
129.	434a Powerline Technician	
130.	434a Powerline Technician	
131.	434a Powerline Technician	
132.	434a Powerline Technician	
133.	434a Powerline Technician	
134.	434a Powerline Technician	
135.	434a Powerline Technician	
136.	434a Powerline Technician	
137.	434a Powerline Technician	
138.	434a Powerline Technician	
139.	434a Powerline Technician	
140.	310t Truck And Coach Technician	
141.	309a Electrician-Construction and Maintenance	
142.	309a Electrician-Construction and Maintenance	
143.	309a Electrician-Construction and Maintenance	
144.	444B Utility Arborist	
145.	444B Utility Arborist	
146.	444B Utility Arborist	
147.	444B Utility Arborist	
148.	444B Utility Arborist	
149.	444B Utility Arborist	
150.	444B Utility Arborist	
151.	444B Utility Arborist	
152.	444B Utility Arborist	
153.	444B Utility Arborist	
154.	444B Utility Arborist	
155.	444B Utility Arborist	
156.	444B Utility Arborist	
157.	444B Utility Arborist	
158.	309a Electrician-Construction and Maintenance	
159.	309a Electrician-Construction and Maintenance	
160.	309a Electrician-Construction and Maintenance	
161.	309a Electrician-Construction and Maintenance	
162.	309a Electrician-Construction and Maintenance	
163.	309a Electrician-Construction and Maintenance	
164.	309a Electrician-Construction and Maintenance	
165.	309a Electrician-Construction and Maintenance	
166.	309a Electrician-Construction and Maintenance	
167.	309a Electrician-Construction and Maintenance	
168.	309a Electrician-Construction and Maintenance	
169.	309a Electrician-Construction and Maintenance	
170.	309a Electrician-Construction and Maintenance	
171.	434a Powerline Technician	
172.	434a Powerline Technician	
173.	434a Powerline Technician	
174.	434a Powerline Technician	
175.	434a Powerline Technician	
176.	434a Powerline Technician	
177.	434a Powerline Technician	
178.	434a Powerline Technician	
179.	434a Powerline Technician	
180.	434a Powerline Technician	
181.	434a Powerline Technician	
182.	434a Powerline Technician	
183.	434a Powerline Technician	

A Trade code 400	B Apprenticeship program/trade name 405	C Name of apprentice 410
184.	434a Powerline Technician	
185.	434a Powerline Technician	
186.	434a Powerline Technician	
187.	434a Powerline Technician	
188.	434a Powerline Technician	
189.	434a Powerline Technician	
190.	434a Powerline Technician	
191.	434a Powerline Technician	
192.	434a Powerline Technician	
193.	434a Powerline Technician	
194.	434a Powerline Technician	
195.	434a Powerline Technician	
196.	434a Powerline Technician	
197.	434a Powerline Technician	
198.	434a Powerline Technician	
199.	434a Powerline Technician	
200.	434a Powerline Technician	
201.	434a Powerline Technician	
202.	434a Powerline Technician	
203.	434a Powerline Technician	
204.	434a Powerline Technician	
205.	434a Powerline Technician	
206.	434a Powerline Technician	
207.	434a Powerline Technician	
208.	434a Powerline Technician	
209.	434a Powerline Technician	
210.	434a Powerline Technician	
211.	434a Powerline Technician	
212.	434a Powerline Technician	
213.	434a Powerline Technician	
214.	434a Powerline Technician	
215.	434a Powerline Technician	
216.	434a Powerline Technician	
217.	434a Powerline Technician	
218.	434a Powerline Technician	
219.	434a Powerline Technician	
220.	434a Powerline Technician	
221.	434a Powerline Technician	
222.	434a Powerline Technician	
223.	434a Powerline Technician	
224.	434a Powerline Technician	
225.	434a Powerline Technician	
226.	434a Powerline Technician	
227.	434a Powerline Technician	
228.	434a Powerline Technician	
229.	434a Powerline Technician	
230.	434a Powerline Technician	
231.	434a Powerline Technician	
232.	434a Powerline Technician	
233.	434a Powerline Technician	
234.	434a Powerline Technician	
235.	444B Utility Arborist	
236.	444B Utility Arborist	
237.	444B Utility Arborist	
238.	444B Utility Arborist	

A Trade code 400	B Apprenticeship program/trade name 405	C Name of apprentice 410
239.	444B Utility Arborist	
240.	444B Utility Arborist	
241.	444B Utility Arborist	
242.	444B Utility Arborist	
243.	444B Utility Arborist	
244.	444B Utility Arborist	
245.	444B Utility Arborist	
246.	434a Powerline Technician	
247.	434a Powerline Technician	
248.	434a Powerline Technician	
249.	434a Powerline Technician	
250.	434a Powerline Technician	
251.	434a Powerline Technician	
252.	434a Powerline Technician	
253.	434a Powerline Technician	
254.	434a Powerline Technician	
255.	434a Powerline Technician	
256.	434a Powerline Technician	
257.	434a Powerline Technician	
258.	434a Powerline Technician	
259.	434a Powerline Technician	
260.	434a Powerline Technician	
261.	434a Powerline Technician	
262.	309a Electrician-Construction and Maintenance	
263.	309a Electrician-Construction and Maintenance	
264.	309a Electrician-Construction and Maintenance	
265.	309a Electrician-Construction and Maintenance	
266.	309a Electrician-Construction and Maintenance	
267.	309a Electrician-Construction and Maintenance	
268.	309a Electrician-Construction and Maintenance	
269.	309a Electrician-Construction and Maintenance	
270.	309a Electrician-Construction and Maintenance	
271.	309a Electrician-Construction and Maintenance	
272.	434a Powerline Technician	
273.	434a Powerline Technician	
274.	434a Powerline Technician	
275.	434a Powerline Technician	
276.	434a Powerline Technician	
277.	309a Electrician-Construction and Maintenance	
278.	309a Electrician-Construction and Maintenance	
279.	309a Electrician-Construction and Maintenance	
280.	309a Electrician-Construction and Maintenance	
281.	309a Electrician-Construction and Maintenance	
282.	309a Electrician-Construction and Maintenance	
283.	309a Electrician-Construction and Maintenance	
284.	309a Electrician-Construction and Maintenance	
285.	309a Electrician-Construction and Maintenance	
286.	309a Electrician-Construction and Maintenance	
287.	309a Electrician-Construction and Maintenance	
288.	309a Electrician-Construction and Maintenance	
289.	309a Electrician-Construction and Maintenance	
290.	309a Electrician-Construction and Maintenance	
291.	434a Powerline Technician	
292.	434a Powerline Technician	
293.	433a Industrial Mechanic (Millwright)	

A Trade code 400	B Apprenticeship program/trade name 405	C Name of apprentice 410
294.	433a Industrial Mechanic (Millwright)	
295.	433a Industrial Mechanic (Millwright)	
296.	433a Industrial Mechanic (Millwright)	
297.	309a Electrician-Construction and Maintenance	
298.	309a Electrician-Construction and Maintenance	
299.	309a Electrician-Construction and Maintenance	
300.	444B Utility Arborist	
301.	444B Utility Arborist	
302.	444B Utility Arborist	
303.	444B Utility Arborist	
304.	444B Utility Arborist	
305.	444B Utility Arborist	
306.	444B Utility Arborist	
307.	444B Utility Arborist	
308.	309a Electrician-Construction and Maintenance	
309.	309a Electrician-Construction and Maintenance	
310.	309a Electrician-Construction and Maintenance	
311.	434a Powerline Technician	
312.	434a Powerline Technician	
313.	434a Powerline Technician	
314.	434a Powerline Technician	
315.	434a Powerline Technician	
316.	434a Powerline Technician	
317.	434a Powerline Technician	
318.	434a Powerline Technician	
319.	434a Powerline Technician	
320.	434a Powerline Technician	
321.	434a Powerline Technician	
322.	434a Powerline Technician	
323.	434a Powerline Technician	
324.	434a Powerline Technician	
325.	434a Powerline Technician	
326.	434a Powerline Technician	
327.	434a Powerline Technician	
328.	434a Powerline Technician	
329.	434a Powerline Technician	
330.	434a Powerline Technician	
331.	434a Powerline Technician	
332.	434a Powerline Technician	
333.	434a Powerline Technician	
334.	434a Powerline Technician	
335.	434a Powerline Technician	
336.	434a Powerline Technician	
337.	309a Electrician-Construction and Maintenance	
338.	309a Electrician-Construction and Maintenance	
339.	403a General Carpenter	
340.	403a General Carpenter	
341.	444B Utility Arborist	
342.	444B Utility Arborist	
343.	444B Utility Arborist	
344.	444B Utility Arborist	
345.	444B Utility Arborist	
346.	444B Utility Arborist	
347.	444B Utility Arborist	
348.	444B Utility Arborist	

A Trade code 400	B Apprenticeship program/trade name 405	C Name of apprentice 410
349.	444B Utility Arborist	
350.	444B Utility Arborist	
351.	444B Utility Arborist	
352.	444B Utility Arborist	
353.	444B Utility Arborist	
354.	309a Electrician-Construction and Maintenance	
355.	309a Electrician-Construction and Maintenance	
356.	309a Electrician-Construction and Maintenance	
357.	309a Electrician-Construction and Maintenance	
358.	309a Electrician-Construction and Maintenance	
359.	434a Powerline Technician	
360.	309a Electrician-Construction and Maintenance	
361.	309a Electrician-Construction and Maintenance	
362.	309a Electrician-Construction and Maintenance	
363.	309a Electrician-Construction and Maintenance	
364.	309a Electrician-Construction and Maintenance	
365.	309a Electrician-Construction and Maintenance	
366.	309a Electrician-Construction and Maintenance	
367.	403a General Carpenter	
368.	310t Truck And Coach Technician	
369.	310t Truck And Coach Technician	
370.	310t Truck And Coach Technician	
371.	310t Truck And Coach Technician	
372.	310t Truck And Coach Technician	
373.	310t Truck And Coach Technician	
374.	310t Truck And Coach Technician	
375.	434a Powerline Technician	
376.	434a Powerline Technician	
377.	434a Powerline Technician	
378.	434a Powerline Technician	
379.	434a Powerline Technician	
380.	434a Powerline Technician	
381.	434a Powerline Technician	
382.	434a Powerline Technician	
383.	434a Powerline Technician	
384.	434a Powerline Technician	
385.	434a Powerline Technician	
386.	434a Powerline Technician	
387.	434a Powerline Technician	
388.	434a Powerline Technician	
389.	434a Powerline Technician	
390.	309a Electrician-Construction and Maintenance	
391.	309a Electrician-Construction and Maintenance	
392.	403a General Carpenter	
393.	309a Electrician-Construction and Maintenance	
394.	309a Electrician-Construction and Maintenance	
395.	434a Powerline Technician	
396.	434a Powerline Technician	
397.	434a Powerline Technician	
398.	434a Powerline Technician	
399.	434a Powerline Technician	
400.	434a Powerline Technician	
401.	434a Powerline Technician	
402.	434a Powerline Technician	
403.	434a Powerline Technician	

A Trade code 400	B Apprenticeship program/trade name 405	C Name of apprentice 410
404.	434a Powerline Technician	
405.	434a Powerline Technician	
406.	434a Powerline Technician	
407.	434a Powerline Technician	
408.	434a Powerline Technician	
409.	434a Powerline Technician	
410.	434a Powerline Technician	
411.	434a Powerline Technician	
412.	309a Electrician-Construction and Maintenance	
413.	309a Electrician-Construction and Maintenance	
414.	309a Electrician-Construction and Maintenance	
415.	309a Electrician-Construction and Maintenance	
416.	309a Electrician-Construction and Maintenance	
417.	309a Electrician-Construction and Maintenance	
418.	434a Powerline Technician	
419.	434a Powerline Technician	
420.	434a Powerline Technician	
421.	434a Powerline Technician	
422.	434a Powerline Technician	
423.	434a Powerline Technician	
424.	434a Powerline Technician	
425.	434a Powerline Technician	
426.	434a Powerline Technician	
427.	434a Powerline Technician	
428.	434a Powerline Technician	
429.	434a Powerline Technician	
430.	434a Powerline Technician	
431.	434a Powerline Technician	
432.	434a Powerline Technician	
433.	434a Powerline Technician	
434.	434a Powerline Technician	
435.	434a Powerline Technician	
436.	434a Powerline Technician	
437.	444B Utility Arborist	
438.	444B Utility Arborist	
439.	444B Utility Arborist	
440.	444B Utility Arborist	
441.	444B Utility Arborist	
442.	444B Utility Arborist	
443.	444B Utility Arborist	
444.	444B Utility Arborist	
445.	444B Utility Arborist	
446.	444B Utility Arborist	
447.	444B Utility Arborist	
448.	444B Utility Arborist	
449.	309a Electrician-Construction and Maintenance	
450.	309a Electrician-Construction and Maintenance	
451.	434a Powerline Technician	
452.	434a Powerline Technician	
453.	309a Electrician-Construction and Maintenance	
454.	309a Electrician-Construction and Maintenance	
455.	309a Electrician-Construction and Maintenance	
456.	309a Electrician-Construction and Maintenance	
457.	309a Electrician-Construction and Maintenance	
458.	309a Electrician-Construction and Maintenance	

A Trade code 400	B Apprenticeship program/trade name 405	C Name of apprentice
459.	434a Powerline Technician	
460.	434a Powerline Technician	
461.	434a Powerline Technician	
462.	434a Powerline Technician	
463.	434a Powerline Technician	
464.	434a Powerline Technician	
465.	434a Powerline Technician	
466.	434a Powerline Technician	
467.	434a Powerline Technician	
468.	434a Powerline Technician	
469.	434a Powerline Technician	
470.	434a Powerline Technician	
471.	434a Powerline Technician	
472.	309a Electrician-Construction and Maintenance	
473.	444B Utility Arborist	
474.	444B Utility Arborist	
475.	444B Utility Arborist	
476.	444B Utility Arborist	
477.	444B Utility Arborist	
478.	444B Utility Arborist	
479.	444B Utility Arborist	
480.	444B Utility Arborist	
481.	444B Utility Arborist	
482.	444B Utility Arborist	
483.	444B Utility Arborist	
484.	444B Utility Arborist	
485.	434a Powerline Technician	
486.	434a Powerline Technician	
487.	434a Powerline Technician	
488.	434a Powerline Technician	
489.	434a Powerline Technician	
490.	434a Powerline Technician	
491.	434a Powerline Technician	
492.	434a Powerline Technician	
493.	434a Powerline Technician	
494.	434a Powerline Technician	
495.	434a Powerline Technician	
496.	434a Powerline Technician	
497.	434a Powerline Technician	
498.	434a Powerline Technician	
499.	434a Powerline Technician	
500.	434a Powerline Technician	
501.	434a Powerline Technician	
502.	309a Electrician-Construction and Maintenance	
503.	309a Electrician-Construction and Maintenance	
504.	309a Electrician-Construction and Maintenance	
505.	434a Powerline Technician	
506.	434a Powerline Technician	
507.	434a Powerline Technician	
508.	434a Powerline Technician	
509.	434a Powerline Technician	
510.	434a Powerline Technician	
511.	434a Powerline Technician	
512.	434a Powerline Technician	
513.	434a Powerline Technician	

A Trade code 400	B Apprenticeship program/trade name 405	C Name of apprentice 410
514.	434a Powerline Technician	
515.	434a Powerline Technician	
516.	434a Powerline Technician	
517.	434a Powerline Technician	
518.	434a Powerline Technician	
519.	434a Powerline Technician	
520.	434a Powerline Technician	
521.	444B Utility Arborist	
522.	444B Utility Arborist	
523.	444B Utility Arborist	
524.	444B Utility Arborist	
525.	444B Utility Arborist	
526.	444B Utility Arborist	
527.	444B Utility Arborist	
528.	444B Utility Arborist	
529.	444B Utility Arborist	
530.	444B Utility Arborist	
531.	444B Utility Arborist	
532.	444B Utility Arborist	
533.	309a Electrician-Construction and Maintenance	
534.	309a Electrician-Construction and Maintenance	
535.	309a Electrician-Construction and Maintenance	
536.	309a Electrician-Construction and Maintenance	
537.	309a Electrician-Construction and Maintenance	
538.	309a Electrician-Construction and Maintenance	
539.	309a Electrician-Construction and Maintenance	
540.	309a Electrician-Construction and Maintenance	
541.	309a Electrician-Construction and Maintenance	
542.	309a Electrician-Construction and Maintenance	
543.	309a Electrician-Construction and Maintenance	
544.	309a Electrician-Construction and Maintenance	
545.	309a Electrician-Construction and Maintenance	
546.	309a Electrician-Construction and Maintenance	
547.	309a Electrician-Construction and Maintenance	
548.	309a Electrician-Construction and Maintenance	
549.	309a Electrician-Construction and Maintenance	
550.	444B Utility Arborist	
551.	444B Utility Arborist	
552.	444B Utility Arborist	
553.	444B Utility Arborist	
554.	444B Utility Arborist	
555.	444B Utility Arborist	
556.	444B Utility Arborist	
557.	444B Utility Arborist	
558.	444B Utility Arborist	
559.	444B Utility Arborist	
560.	444B Utility Arborist	
561.	444B Utility Arborist	
562.	309a Electrician-Construction and Maintenance	
563.	309a Electrician-Construction and Maintenance	
564.	309a Electrician-Construction and Maintenance	
565.	309a Electrician-Construction and Maintenance	
566.	309a Electrician-Construction and Maintenance	
567.	309a Electrician-Construction and Maintenance	
568.	309a Electrician-Construction and Maintenance	

A Trade code 400	B Apprenticeship program/trade name 405	C Name of apprentice 410
569.	434a Powerline Technician	
570.	434a Powerline Technician	
571.	434a Powerline Technician	
572.	434a Powerline Technician	
573.	434a Powerline Technician	
574.	434a Powerline Technician	
575.	434a Powerline Technician	
576.	434a Powerline Technician	
577.	434a Powerline Technician	
578.	434a Powerline Technician	
579.	434a Powerline Technician	
580.	309a Electrician-Construction and Maintenance	
581.	309a Electrician-Construction and Maintenance	
582.	309a Electrician-Construction and Maintenance	
583.	309a Electrician-Construction and Maintenance	
584.	309a Electrician-Construction and Maintenance	
585.	309a Electrician-Construction and Maintenance	
586.	309a Electrician-Construction and Maintenance	
587.	309a Electrician-Construction and Maintenance	
588.	309a Electrician-Construction and Maintenance	
589.	309a Electrician-Construction and Maintenance	
590.	434a Powerline Technician	
591.	434a Powerline Technician	
592.	434a Powerline Technician	
593.	434a Powerline Technician	
594.	434a Powerline Technician	
595.	434a Powerline Technician	
596.	434a Powerline Technician	
597.	434a Powerline Technician	
598.	434a Powerline Technician	
599.	434a Powerline Technician	
600.	434a Powerline Technician	
601.	434a Powerline Technician	
602.	434a Powerline Technician	
603.	434a Powerline Technician	
604.	434a Powerline Technician	
605.	434a Powerline Technician	
606.	434a Powerline Technician	
607.	434a Powerline Technician	
608.	434a Powerline Technician	
609.	310t Truck And Coach Technician	
610.	310t Truck And Coach Technician	
611.	310t Truck And Coach Technician	
612.	310t Truck And Coach Technician	
613.	310t Truck And Coach Technician	
614.	434a Powerline Technician	
615.	434a Powerline Technician	
616.	434a Powerline Technician	
617.	434a Powerline Technician	
618.	434a Powerline Technician	
619.	434a Powerline Technician	
620.	434a Powerline Technician	
621.	434a Powerline Technician	
622.	434a Powerline Technician	
623.	434a Powerline Technician	

A Trade code 400	B Apprenticeship program/trade name 405	C Name of apprentice 410
624.	434a Powerline Technician	
625.	434a Powerline Technician	
626.	434a Powerline Technician	
627.	434a Powerline Technician	
628.	434a Powerline Technician	
629.	434a Powerline Technician	
630.	403a General Carpenter	
631.	309a Electrician-Construction and Maintenance	
632.	309a Electrician-Construction and Maintenance	
633.	309a Electrician-Construction and Maintenance	
634.	309a Electrician-Construction and Maintenance	
635.	309a Electrician-Construction and Maintenance	
636.	403a General Carpenter	
637.	434a Powerline Technician	
638.	434a Powerline Technician	
639.	434a Powerline Technician	
640.	434a Powerline Technician	
641.	434a Powerline Technician	
642.	434a Powerline Technician	
643.	434a Powerline Technician	
644.	434a Powerline Technician	
645.	434a Powerline Technician	
646.	434a Powerline Technician	
647.	434a Powerline Technician	
648.	434a Powerline Technician	
649.	434a Powerline Technician	
650.	434a Powerline Technician	
651.	434a Powerline Technician	
652.	434a Powerline Technician	
653.	403a General Carpenter	
654.	444B Utility Arborist	
655.	444B Utility Arborist	
656.	444B Utility Arborist	
657.	444B Utility Arborist	
658.	444B Utility Arborist	
659.	444B Utility Arborist	
660.	444B Utility Arborist	
661.	444B Utility Arborist	
662.	444B Utility Arborist	
663.	444B Utility Arborist	
664.	444B Utility Arborist	
665.	444B Utility Arborist	
666.	444B Utility Arborist	
667.	444B Utility Arborist	
668.	444B Utility Arborist	
669.	444B Utility Arborist	
670.	444B Utility Arborist	
671.	444B Utility Arborist	
672.	444B Utility Arborist	
673.	444B Utility Arborist	
674.	444B Utility Arborist	
675.	444B Utility Arborist	
676.	444B Utility Arborist	
677.	434a Powerline Technician	
678.	434a Powerline Technician	

A Trade code 400	B Apprenticeship program/trade name 405	C Name of apprentice 410
679.	434a Powerline Technician	
680.	434a Powerline Technician	
681.	434a Powerline Technician	
682.	434a Powerline Technician	
683.	434a Powerline Technician	
684.	434a Powerline Technician	
685.	434a Powerline Technician	
686.	434a Powerline Technician	
687.	434a Powerline Technician	
688.	434a Powerline Technician	
689.	434a Powerline Technician	
690.	434a Powerline Technician	
691.	434a Powerline Technician	
692.	434a Powerline Technician	
693.	434a Powerline Technician	
694.	434a Powerline Technician	
695.	434a Powerline Technician	
696.	434a Powerline Technician	
697.	434a Powerline Technician	
698.	434a Powerline Technician	
699.	434a Powerline Technician	
700.	434a Powerline Technician	
701.	434a Powerline Technician	
702.	434a Powerline Technician	
703.	434a Powerline Technician	
704.	434a Powerline Technician	
705.	434a Powerline Technician	
706.	434a Powerline Technician	
707.	434a Powerline Technician	
708.	434a Powerline Technician	
709.	434a Powerline Technician	
710.	309a Electrician-Construction and Maintenance	
711.	309a Electrician-Construction and Maintenance	
712.	309a Electrician-Construction and Maintenance	
713.	309a Electrician-Construction and Maintenance	
714.	309a Electrician-Construction and Maintenance	
715.	309a Electrician-Construction and Maintenance	
716.	309a Electrician-Construction and Maintenance	
717.	309a Electrician-Construction and Maintenance	
718.	309a Electrician-Construction and Maintenance	
719.	309a Electrician-Construction and Maintenance	
720.	433a Industrial Mechanic (Millwright)	
721.	433a Industrial Mechanic (Millwright)	
722.	403a General Carpenter	
723.	309a Electrician-Construction and Maintenance	
724.	309a Electrician-Construction and Maintenance	
725.	309a Electrician-Construction and Maintenance	
726.	309a Electrician-Construction and Maintenance	
727.	434a Powerline Technician	
728.	434a Powerline Technician	
729.	434a Powerline Technician	
730.	434a Powerline Technician	
731.	434a Powerline Technician	
732.	434a Powerline Technician	
733.	434a Powerline Technician	

A Trade code 400		B Apprenticeship program/trade name 405	C Name of apprentice 410
734.	434a	Powerline Technician	
735.	434a	Powerline Technician	
736.	434a	Powerline Technician	
737.	434a	Powerline Technician	
738.	434a	Powerline Technician	
739.	434a	Powerline Technician	
740.	434a	Powerline Technician	
741.	434a	Powerline Technician	
742.	434a	Powerline Technician	
743.	434a	Powerline Technician	
744.	309a	Electrician-Construction and Maintenance	
745.	310t	Truck And Coach Technician	
746.	310t	Truck And Coach Technician	
747.	310t	Truck And Coach Technician	
748.	310t	Truck And Coach Technician	
749.	310t	Truck And Coach Technician	
750.	310t	Truck And Coach Technician	
751.	309a	Electrician-Construction and Maintenance	
752.	434a	Powerline Technician	
753.	434a	Powerline Technician	
754.	434a	Powerline Technician	

D Original contract or training agreement number 420	E Original registration date of apprenticeship contract or training agreement (year month day) (see note 1) 425	F Start date of employment as an apprentice in the tax year (year month day) (see note 2) 430	G End date of employment as an apprentice in the tax year (year month day) (see note 3) 435
	2011-01-10	2015-01-01	2015-01-09
	2011-03-10	2015-01-01	2015-03-09
	2011-03-10	2015-01-01	2015-03-09
	2011-03-10	2015-01-01	2015-03-09
	2011-03-10	2015-01-01	2015-03-09
	2011-03-10	2015-01-01	2015-03-09
	2011-03-28	2015-01-01	2015-03-27
	2011-03-28	2015-01-01	2015-03-27
	2011-03-28	2015-01-01	2015-02-26
	2011-03-28	2015-01-01	2015-03-27
	2011-03-28	2015-01-01	2015-03-27
	2011-03-28	2015-01-01	2015-03-27
	2011-03-28	2015-01-01	2015-03-27
	2011-03-28	2015-01-01	2015-03-27
	2011-03-28	2015-01-01	2015-03-27
	2011-03-28	2015-01-01	2015-03-27
	2011-03-28	2015-01-01	2015-03-27
	2011-03-28	2015-01-01	2015-03-27
	2011-03-28	2015-01-01	2015-03-27
	2011-04-12	2015-01-01	2015-04-11
	2011-05-02	2015-01-01	2015-05-01
	2011-05-02	2015-01-01	2015-05-01
	2011-05-02	2015-01-01	2015-05-01
	2011-05-02	2015-01-01	2015-05-01
	2011-05-02	2015-01-01	2015-05-01
	2011-05-02	2015-01-01	2015-05-01
	2011-05-02	2015-01-01	2015-05-01
	2011-05-02	2015-01-01	2015-05-01
	2011-05-02	2015-01-01	2015-05-01
	2011-05-02	2015-01-01	2015-05-01
	2011-05-02	2015-01-01	2015-05-01
	2011-05-02	2015-01-01	2015-05-01

D Original contract or training agreement number 420	E Original registration date of apprenticeship contract or training agreement (year month day) (see note 1) 425	F Start date of employment as an apprentice in the tax year (year month day) (see note 2) 430	G End date of employment as an apprentice in the tax year (year month day) (see note 3) 435
[REDACTED]	2012-02-27	2015-01-01	2015-10-31
[REDACTED]	2012-02-27	2015-01-01	2015-10-31
[REDACTED]	2012-02-27	2015-01-01	2015-10-31
[REDACTED]	2012-02-27	2015-01-01	2015-10-31
[REDACTED]	2012-03-29	2015-01-01	2015-10-31
[REDACTED]	2012-03-29	2015-01-01	2015-10-31
[REDACTED]	2012-03-29	2015-01-01	2015-10-31
[REDACTED]	2012-03-29	2015-01-01	2015-10-31
[REDACTED]	2012-03-29	2015-01-01	2015-10-31
[REDACTED]	2012-03-29	2015-01-01	2015-07-08
[REDACTED]	2012-03-29	2015-01-01	2015-10-31
[REDACTED]	2012-03-29	2015-01-01	2015-10-31
[REDACTED]	2012-03-29	2015-01-01	2015-10-06
[REDACTED]	2012-03-29	2015-01-01	2015-10-31
[REDACTED]	2012-03-29	2015-01-01	2015-10-31
[REDACTED]	2012-03-29	2015-01-01	2015-10-31
[REDACTED]	2012-03-29	2015-01-01	2015-10-31
[REDACTED]	2012-03-29	2015-01-01	2015-10-31
[REDACTED]	2012-03-29	2015-01-01	2015-10-31
[REDACTED]	2012-04-12	2015-01-01	2015-03-12
[REDACTED]	2012-04-12	2015-01-01	2015-10-31
[REDACTED]	2012-04-12	2015-01-01	2015-03-11
[REDACTED]	2012-04-12	2015-01-01	2015-10-31
[REDACTED]	2012-04-12	2015-01-01	2015-10-31
[REDACTED]	2012-04-12	2015-01-01	2015-10-31
[REDACTED]	2012-04-12	2015-01-01	2015-10-31
[REDACTED]	2012-04-16	2015-01-01	2015-08-25
[REDACTED]	2012-04-16	2015-01-01	2015-10-31
[REDACTED]	2012-04-16	2015-01-01	2015-10-31
[REDACTED]	2012-04-16	2015-01-01	2015-10-31
[REDACTED]	2012-04-16	2015-01-01	2015-10-31
[REDACTED]	2012-04-16	2015-01-01	2015-09-25
[REDACTED]	2012-04-16	2015-01-01	2015-05-14
[REDACTED]	2012-04-16	2015-01-01	2015-08-20
[REDACTED]	2012-04-16	2015-01-01	2015-06-04
[REDACTED]	2012-04-16	2015-01-01	2015-09-10
[REDACTED]	2012-04-16	2015-01-01	2015-08-05
[REDACTED]	2012-04-16	2015-01-01	2015-05-01
[REDACTED]	2012-04-16	2015-01-01	2015-04-30
[REDACTED]	2012-04-16	2015-01-01	2015-10-31
[REDACTED]	2012-04-16	2015-01-01	2015-08-06
[REDACTED]	2012-04-16	2015-01-01	2015-09-24
[REDACTED]	2012-04-16	2015-01-01	2015-07-31
[REDACTED]	2012-04-16	2015-01-01	2015-10-31
[REDACTED]	2012-04-26	2015-01-01	2015-10-31
[REDACTED]	2012-04-26	2015-01-01	2015-10-31
[REDACTED]	2012-04-26	2015-01-01	2015-08-05
[REDACTED]	2012-04-26	2015-01-01	2015-10-31
[REDACTED]	2012-04-26	2015-01-01	2015-10-31
[REDACTED]	2012-04-26	2015-01-01	2015-01-08
[REDACTED]	2012-04-30	2015-01-01	2015-05-05
[REDACTED]	2012-05-28	2015-01-01	2015-10-31
[REDACTED]	2012-05-28	2015-01-01	2015-10-31
[REDACTED]	2012-05-28	2015-01-01	2015-10-31
[REDACTED]	2012-05-28	2015-01-01	2015-10-31
[REDACTED]	2012-05-28	2015-01-01	2015-10-31
[REDACTED]	2012-05-28	2015-01-01	2015-10-31
[REDACTED]	2012-05-28	2015-01-01	2015-10-31
[REDACTED]	2012-05-28	2015-01-01	2015-10-31
[REDACTED]	2012-05-28	2015-01-01	2015-10-31
[REDACTED]	2012-05-28	2015-01-01	2015-10-31
[REDACTED]	2012-05-28	2015-01-01	2015-10-31

D Original contract or training agreement number 420	E Original registration date of apprenticeship contract or training agreement (year month day) (see note 1) 425	F Start date of employment as an apprentice in the tax year (year month day) (see note 2) 430	G End date of employment as an apprentice in the tax year (year month day) (see note 3) 435
	2012-05-28	2015-01-01	2015-10-31
	2012-05-28	2015-01-01	2015-10-31
	2012-05-28	2015-01-01	2015-10-31
	2012-05-28	2015-01-01	2015-10-31
	2012-05-28	2015-01-01	2015-10-31
	2012-05-28	2015-01-01	2015-10-31
	2012-05-28	2015-01-01	2015-10-31
	2012-05-31	2015-01-01	2015-10-31
	2012-05-31	2015-01-01	2015-10-31
	2012-06-02	2015-01-01	2015-10-31
	2012-07-09	2015-01-01	2015-10-16
	2012-07-09	2015-01-01	2015-10-28
	2012-07-09	2015-01-01	2015-10-31
	2012-07-09	2015-01-01	2015-08-26
	2012-07-09	2015-01-01	2015-10-31
	2012-07-09	2015-01-01	2015-10-05
	2012-07-09	2015-01-01	2015-08-17
	2012-07-09	2015-01-01	2015-10-31
	2012-07-09	2015-01-01	2015-10-31
	2012-07-09	2015-01-01	2015-10-31
	2012-07-09	2015-01-01	2015-10-31
	2012-07-09	2015-01-01	2015-08-24
	2012-07-09	2015-01-01	2015-10-31
	2012-07-09	2015-01-01	2015-05-11
	2012-07-26	2015-01-01	2015-10-31
	2012-08-23	2015-01-01	2015-07-22
	2012-08-23	2015-01-01	2015-10-31
	2012-08-23	2015-01-01	2015-10-31
	2012-08-23	2015-01-01	2015-10-31
	2012-08-23	2015-01-01	2015-10-31
	2012-10-15	2015-01-01	2015-01-22
	2012-10-15	2015-01-01	2015-10-31
	2012-10-15	2015-01-01	2015-10-31
	2012-10-15	2015-01-01	2015-10-31
	2012-10-15	2015-01-01	2015-10-31
	2012-10-15	2015-01-01	2015-10-31
	2012-10-15	2015-01-01	2015-10-31
	2012-10-15	2015-01-01	2015-10-31
	2012-10-15	2015-01-01	2015-10-31
	2012-10-15	2015-01-01	2015-10-31
	2012-10-15	2015-01-01	2015-10-31
	2012-11-08	2015-01-01	2015-10-31
	2012-11-08	2015-01-01	2015-10-31
	2012-11-08	2015-01-01	2015-10-31
	2012-11-08	2015-01-01	2015-10-31
	2012-11-08	2015-01-01	2015-10-31
	2012-11-08	2015-01-01	2015-10-31
	2012-11-08	2015-01-01	2015-10-31
	2012-11-08	2015-01-01	2015-10-31
	2012-11-08	2015-01-01	2015-10-31
	2012-11-08	2015-01-01	2015-10-31
	2012-11-08	2015-01-01	2015-10-31
	2012-11-08	2015-01-01	2015-10-31
	2013-01-28	2015-01-01	2015-10-31
	2013-01-28	2015-01-01	2015-10-31
	2013-01-28	2015-01-01	2015-10-31
	2013-01-28	2015-01-01	2015-10-31
	2013-01-28	2015-01-01	2015-10-31
	2013-01-28	2015-01-01	2015-10-31

D Original contract or training agreement number 420	E Original registration date of apprenticeship contract or training agreement (year month day) (see note 1) 425	F Start date of employment as an apprentice in the tax year (year month day) (see note 2) 430	G End date of employment as an apprentice in the tax year (year month day) (see note 3) 435
	2013-06-03	2015-01-01	2015-10-31
	2013-06-03	2015-01-01	2015-10-31
	2013-06-03	2015-01-01	2015-10-31
	2013-06-03	2015-01-01	2015-10-31
	2013-06-03	2015-01-01	2015-10-31
	2013-06-03	2015-01-01	2015-10-31
	2013-06-03	2015-01-01	2015-10-31
	2013-06-10	2015-01-01	2015-10-31
	2013-06-10	2015-01-01	2015-10-31
	2013-06-10	2015-01-01	2015-10-31
	2013-06-10	2015-01-01	2015-10-31
	2013-06-10	2015-01-01	2015-10-31
	2013-06-10	2015-01-01	2015-10-31
	2013-06-10	2015-01-01	2015-10-31
	2013-06-10	2015-01-01	2015-10-31
	2013-06-10	2015-01-01	2015-10-31
	2013-06-10	2015-01-01	2015-10-31
	2013-06-27	2015-01-01	2015-10-31
	2013-06-27	2015-01-01	2015-10-31
	2013-07-22	2015-01-01	2015-10-31
	2013-07-29	2015-03-09	2015-10-31
	2013-07-29	2015-01-01	2015-10-31
	2013-07-31	2015-01-01	2015-10-31
	2013-07-31	2015-01-01	2015-10-31
	2013-07-31	2015-01-01	2015-10-31
	2013-07-31	2015-01-01	2015-10-31
	2013-07-31	2015-01-01	2015-10-31
	2013-07-31	2015-01-01	2015-10-31
	2013-07-31	2015-01-01	2015-10-31
	2013-07-31	2015-01-01	2015-10-31
	2013-07-31	2015-01-01	2015-10-31
	2013-07-31	2015-01-01	2015-10-31
	2013-07-31	2015-01-01	2015-10-31
	2013-07-31	2015-01-01	2015-10-31
	2013-07-31	2015-01-01	2015-10-31
	2013-08-01	2015-01-01	2015-10-31
	2013-08-01	2015-01-01	2015-10-31
	2013-08-01	2015-01-01	2015-10-31
	2013-08-01	2015-01-01	2015-10-31
	2013-08-01	2015-01-01	2015-10-31
	2013-08-01	2015-01-01	2015-10-31
	2013-08-01	2015-01-01	2015-10-31
	2013-08-01	2015-01-01	2015-10-31
	2013-08-01	2015-01-01	2015-10-31
	2013-08-01	2015-01-01	2015-10-31
	2013-08-01	2015-01-01	2015-10-31
	2013-08-08	2015-01-01	2015-01-28
	2013-08-08	2015-01-01	2015-10-31
	2013-08-08	2015-01-01	2015-10-31
	2013-08-08	2015-01-01	2015-10-31
	2013-08-08	2015-01-01	2015-10-31
	2013-08-08	2015-01-01	2015-10-31
	2013-08-08	2015-01-01	2015-10-31
	2013-08-08	2015-01-01	2015-10-31
	2013-08-08	2015-01-01	2015-10-31
	2013-08-15	2015-01-01	2015-10-31
	2013-08-15	2015-01-01	2015-10-31
	2013-08-22	2015-01-01	2015-10-31
	2013-08-26	2015-01-01	2015-10-31
	2013-09-09	2015-01-01	2015-10-31
	2013-09-09	2015-01-01	2015-10-31
	2013-09-09	2015-01-01	2015-10-31
	2013-09-09	2015-01-01	2015-10-31
	2013-09-09	2015-01-01	2015-10-31
	2013-09-09	2015-01-01	2015-10-31

D Original contract or training agreement number 420	E Original registration date of apprenticeship contract or training agreement (year month day) (see note 1) 425	F Start date of employment as an apprentice in the tax year (year month day) (see note 2) 430	G End date of employment as an apprentice in the tax year (year month day) (see note 3) 435
	2013-09-09	2015-01-01	2015-10-31
	2013-09-09	2015-01-01	2015-10-31
	2013-09-09	2015-01-01	2015-10-31
	2013-09-09	2015-01-01	2015-10-31
	2013-09-09	2015-01-01	2015-10-31
	2013-09-09	2015-01-01	2015-10-31
	2013-09-09	2015-01-01	2015-10-31
	2013-09-09	2015-01-01	2015-10-31
	2013-09-19	2015-01-01	2015-10-31
	2013-09-19	2015-01-01	2015-10-31
	2013-09-19	2015-01-01	2015-10-31
	2013-09-19	2015-01-01	2015-10-31
	2013-09-19	2015-01-01	2015-10-31
	2013-09-19	2015-01-01	2015-10-31
	2013-09-19	2015-01-01	2015-10-31
	2013-10-07	2015-01-01	2015-10-31
	2013-10-17	2015-01-01	2015-10-31
	2013-10-17	2015-01-01	2015-10-31
	2013-10-17	2015-01-01	2015-10-31
	2013-10-17	2015-01-01	2015-10-31
	2013-10-17	2015-01-01	2015-10-31
	2013-10-21	2015-01-01	2015-10-31
	2013-10-21	2015-01-01	2015-10-31
	2014-01-06	2015-01-01	2015-10-31
	2014-01-13	2015-01-01	2015-10-31
	2014-01-13	2015-01-01	2015-10-31
	2014-01-13	2015-01-01	2015-10-31
	2014-01-13	2015-01-01	2015-10-31
	2014-01-13	2015-01-01	2015-10-31
	2014-01-13	2015-01-01	2015-10-31
	2014-01-13	2015-01-01	2015-10-31
	2014-01-13	2015-01-01	2015-10-31
	2014-01-13	2015-01-01	2015-10-31
	2014-01-13	2015-01-01	2015-10-31
	2014-01-13	2015-01-01	2015-10-31
	2014-01-14	2015-03-09	2015-04-26
	2014-01-27	2015-01-01	2015-10-31
	2014-01-27	2015-01-01	2015-10-31
	2014-01-27	2015-01-01	2015-10-31
	2014-01-27	2015-01-01	2015-10-31
	2014-01-27	2015-01-01	2015-10-31
	2014-01-27	2015-01-01	2015-10-31
	2014-01-27	2015-01-01	2015-10-31
	2014-01-27	2015-01-01	2015-10-31
	2014-01-27	2015-01-01	2015-10-31
	2014-01-27	2015-01-01	2015-10-31
	2014-01-27	2015-01-01	2015-10-31
	2014-01-27	2015-01-01	2015-10-31
	2014-01-27	2015-01-01	2015-10-31
	2014-01-27	2015-01-01	2015-10-31
	2014-01-27	2015-01-01	2015-10-31
	2014-01-27	2015-01-01	2015-10-31
	2014-01-27	2015-01-01	2015-10-31
	2014-01-27	2015-01-01	2015-10-31
	2014-01-27	2015-01-01	2015-10-31
	2014-02-10	2015-01-01	2015-10-31
	2014-02-10	2015-01-01	2015-10-31
	2014-02-10	2015-01-01	2015-10-31
	2014-02-18	2015-01-01	2015-10-31
	2014-02-18	2015-01-01	2015-10-31
	2014-02-24	2015-01-01	2015-10-31
	2014-02-24	2015-01-01	2015-10-31
	2014-02-24	2015-01-01	2015-10-31
	2014-02-24	2015-01-01	2015-10-31
	2014-02-24	2015-01-01	2015-10-31

D Original contract or training agreement number 420	E Original registration date of apprenticeship contract or training agreement (year month day) (see note 1) 425	F Start date of employment as an apprentice in the tax year (year month day) (see note 2) 430	G End date of employment as an apprentice in the tax year (year month day) (see note 3) 435
	2015-01-26	2015-01-26	2015-10-31
	2015-01-26	2015-01-26	2015-10-31
	2015-01-26	2015-01-26	2015-10-31
	2015-02-23	2015-02-23	2015-10-31
	2015-02-23	2015-02-23	2015-10-31
	2015-02-23	2015-02-23	2015-10-31
	2015-02-23	2015-02-23	2015-10-31
	2015-02-23	2015-02-23	2015-10-31
	2015-02-23	2015-02-23	2015-10-31
	2015-02-23	2015-02-23	2015-10-31
	2015-02-23	2015-02-23	2015-10-31
	2015-02-23	2015-02-23	2015-10-31
	2015-02-23	2015-01-01	2015-10-31
	2015-02-23	2015-01-01	2015-10-31
	2015-02-23	2015-01-01	2015-10-31
	2015-02-23	2015-02-23	2015-10-31
	2015-02-23	2015-02-23	2015-10-31
	2015-02-23	2015-01-01	2015-10-31
	2015-03-09	2015-07-28	2015-10-31
	2015-03-09	2015-03-09	2015-10-31
	2015-03-12	2015-03-12	2015-10-31
	2015-03-12	2015-03-12	2015-10-31
	2015-03-12	2015-03-12	2015-10-31
	2015-03-12	2015-03-12	2015-10-31
	2015-03-16	2015-03-15	2015-10-31
	2015-03-16	2015-03-16	2015-10-31
	2015-03-16	2015-03-16	2015-10-31
	2015-03-16	2015-03-16	2015-10-31
	2015-03-16	2015-01-01	2015-10-31
	2015-03-16	2015-03-16	2015-10-31
	2015-03-16	2015-01-01	2015-10-31
	2015-03-16	2015-01-01	2015-10-31
	2015-03-16	2015-01-01	2015-10-31
	2015-03-16	2015-03-16	2015-10-31
	2015-03-16	2015-03-16	2015-10-31
	2015-03-16	2015-01-01	2015-10-31
	2015-03-16	2015-03-16	2015-10-31
	2015-03-16	2015-03-16	2015-10-31
	2015-03-16	2015-01-01	2015-10-31
	2015-03-26	2015-03-26	2015-08-20
	2015-04-13	2015-01-01	2015-10-31
	2015-04-13	2015-01-01	2015-10-31
	2015-04-13	2015-01-01	2015-10-31
	2015-04-13	2015-01-01	2015-10-31
	2015-04-13	2015-01-01	2015-10-31
	2015-04-13	2015-01-01	2015-10-31
	2015-04-13	2015-01-01	2015-10-31
	2015-04-13	2015-04-13	2015-10-31
	2015-04-13	2015-01-01	2015-10-31
	2015-04-13	2015-04-13	2015-10-31

Part 4 – Ontario apprenticeship training tax credit (continued)

	H1 Number of days employed as an apprentice in the tax year before March 27, 2009 441	H2 Number of days employed as an apprentice in the tax year after March 26, 2009 (see note 1) 442	4H Number of days in the tax year employed as an apprentice in a qualifying apprenticeship program that began after April 23, 2015 (see note 1)	H3 Number of days employed as an apprentice in the tax year (column H1 plus column H2) 440	I Maximum credit amount for the tax year (see note 2) 445
1.		9		9	247
2.		68		68	1,863
3.		68		68	1,863
4.		68		68	1,863
5.		68		68	1,863
6.		68		68	1,863
7.		86		86	2,356
8.		86		86	2,356
9.		57		57	1,562
10.		86		86	2,356
11.		86		86	2,356
12.		86		86	2,356
13.		86		86	2,356
14.		86		86	2,356
15.		86		86	2,356
16.		86		86	2,356
17.		86		86	2,356
18.		86		86	2,356
19.		86		86	2,356
20.		101		101	2,767
21.		121		121	3,315
22.		121		121	3,315
23.		121		121	3,315
24.		121		121	3,315
25.		121		121	3,315
26.		121		121	3,315
27.		121		121	3,315
28.		121		121	3,315
29.		121		121	3,315
30.		121		121	3,315
31.		121		121	3,315
32.		121		121	3,315
33.		121		121	3,315
34.		121		121	3,315
35.		149		149	4,082
36.		149		149	4,082
37.		149		149	4,082
38.		149		149	4,082
39.		149		149	4,082
40.		149		149	4,082
41.		149		149	4,082
42.		149		149	4,082
43.		149		149	4,082
44.		149		149	4,082
45.		149		149	4,082
46.		149		149	4,082
47.		194		194	5,315
48.		261		261	7,151
49.		83		83	2,274
50.		304		304	8,329

	H1 Number of days employed as an apprentice in the tax year before March 27, 2009	H2 Number of days employed as an apprentice in the tax year after March 26, 2009 (see note 1)	4H Number of days in the tax year employed as an apprentice in a qualifying apprenticeship program that began after April 23, 2015 (see note 1)	H3 Number of days employed as an apprentice in the tax year (column H1 plus column H2)	I Maximum credit amount for the tax year (see note 2)
	441	442		440	445
51.		304		304	8,329
52.		304		304	8,329
53.		304		304	8,329
54.		304		304	8,329
55.		304		304	8,329
56.		304		304	8,329
57.		304		304	8,329
58.		304		304	8,329
59.		304		304	8,329
60.		304		304	8,329
61.		304		304	8,329
62.		304		304	8,329
63.		304		304	8,329
64.		304		304	8,329
65.		304		304	8,329
66.		175		175	4,795
67.		304		304	8,329
68.		304		304	8,329
69.		304		304	8,329
70.		304		304	8,329
71.		304		304	8,329
72.		304		304	8,329
73.		304		304	8,329
74.		304		304	8,329
75.		304		304	8,329
76.		304		304	8,329
77.		304		304	8,329
78.		304		304	8,329
79.		304		304	8,329
80.		304		304	8,329
81.		304		304	8,329
82.		304		304	8,329
83.		304		304	8,329
84.		304		304	8,329
85.		304		304	8,329
86.		304		304	8,329
87.		304		304	8,329
88.		304		304	8,329
89.		189		189	5,178
90.		304		304	8,329
91.		304		304	8,329
92.		279		279	7,644
93.		304		304	8,329
94.		304		304	8,329
95.		304		304	8,329
96.		71		71	1,945
97.		304		304	8,329
98.		70		70	1,918
99.		304		304	8,329
100.		304		304	8,329
101.		304		304	8,329

	H1 Number of days employed as an apprentice in the tax year before March 27, 2009 441	H2 Number of days employed as an apprentice in the tax year after March 26, 2009 (see note 1) 442	4H Number of days in the tax year employed as an apprentice in a qualifying apprenticeship program that began after April 23, 2015 (see note 1)	H3 Number of days employed as an apprentice in the tax year (column H1 plus column H2) 440	I Maximum credit amount for the tax year (see note 2) 445
102.		237		237	6,493
103.		304		304	8,329
104.		304		304	8,329
105.		304		304	8,329
106.		268		268	7,342
107.		134		134	3,671
108.		232		232	6,356
109.		155		155	4,247
110.		253		253	6,932
111.		217		217	5,945
112.		121		121	3,315
113.		120		120	3,288
114.		304		304	8,329
115.		218		218	5,973
116.		267		267	7,315
117.		212		212	5,808
118.		304		304	8,329
119.		304		304	8,329
120.		304		304	8,329
121.		217		217	5,945
122.		304		304	8,329
123.		304		304	8,329
124.		8		8	219
125.		125		125	3,425
126.		304		304	8,329
127.		304		304	8,329
128.		304		304	8,329
129.		304		304	8,329
130.		304		304	8,329
131.		304		304	8,329
132.		304		304	8,329
133.		304		304	8,329
134.		304		304	8,329
135.		304		304	8,329
136.		304		304	8,329
137.		304		304	8,329
138.		304		304	8,329
139.		304		304	8,329
140.		304		304	8,329
141.		304		304	8,329
142.		304		304	8,329
143.		304		304	8,329
144.		289		289	7,918
145.		301		301	8,247
146.		304		304	8,329
147.		238		238	6,521
148.		304		304	8,329
149.		278		278	7,616
150.		229		229	6,274
151.		304		304	8,329
152.		304		304	8,329

	H1 Number of days employed as an apprentice in the tax year before March 27, 2009 441	H2 Number of days employed as an apprentice in the tax year after March 26, 2009 (see note 1) 442	4H Number of days in the tax year employed as an apprentice in a qualifying apprenticeship program that began after April 23, 2015 (see note 1)	H3 Number of days employed as an apprentice in the tax year (column H1 plus column H2) 440	I Maximum credit amount for the tax year (see note 2) 445
153.		304		304	8,329
154.		304		304	8,329
155.		236		236	6,466
156.		304		304	8,329
157.		131		131	3,589
158.		304		304	8,329
159.		203		203	5,562
160.		304		304	8,329
161.		304		304	8,329
162.		304		304	8,329
163.		304		304	8,329
164.		22		22	603
165.		304		304	8,329
166.		304		304	8,329
167.		304		304	8,329
168.		304		304	8,329
169.		304		304	8,329
170.		304		304	8,329
171.		304		304	8,329
172.		304		304	8,329
173.		304		304	8,329
174.		304		304	8,329
175.		304		304	8,329
176.		304		304	8,329
177.		304		304	8,329
178.		304		304	8,329
179.		304		304	8,329
180.		304		304	8,329
181.		304		304	8,329
182.		304		304	8,329
183.		304		304	8,329
184.		304		304	8,329
185.		304		304	8,329
186.		304		304	8,329
187.		304		304	8,329
188.		304		304	8,329
189.		304		304	8,329
190.		304		304	8,329
191.		304		304	8,329
192.		304		304	8,329
193.		304		304	8,329
194.		304		304	8,329
195.		304		304	8,329
196.		304		304	8,329
197.		304		304	8,329
198.		304		304	8,329
199.		304		304	8,329
200.		304		304	8,329
201.		304		304	8,329
202.		304		304	8,329
203.		304		304	8,329

	H1 Number of days employed as an apprentice in the tax year before March 27, 2009 441	H2 Number of days employed as an apprentice in the tax year after March 26, 2009 (see note 1) 442	4H Number of days in the tax year employed as an apprentice in a qualifying apprenticeship program that began after April 23, 2015 (see note 1)	H3 Number of days employed as an apprentice in the tax year (column H1 plus column H2) 440	I Maximum credit amount for the tax year (see note 2) 445
204.		304		304	8,329
205.		304		304	8,329
206.		304		304	8,329
207.		304		304	8,329
208.		304		304	8,329
209.		304		304	8,329
210.		304		304	8,329
211.		304		304	8,329
212.		304		304	8,329
213.		304		304	8,329
214.		188		188	5,151
215.		304		304	8,329
216.		304		304	8,329
217.		304		304	8,329
218.		304		304	8,329
219.		304		304	8,329
220.		304		304	8,329
221.		304		304	8,329
222.		304		304	8,329
223.		304		304	8,329
224.		304		304	8,329
225.		304		304	8,329
226.		304		304	8,329
227.		304		304	8,329
228.		304		304	8,329
229.		304		304	8,329
230.		304		304	8,329
231.		304		304	8,329
232.		304		304	8,329
233.		304		304	8,329
234.		304		304	8,329
235.		304		304	8,329
236.		304		304	8,329
237.		304		304	8,329
238.		304		304	8,329
239.		304		304	8,329
240.		304		304	8,329
241.		304		304	8,329
242.		304		304	8,329
243.		304		304	8,329
244.		304		304	8,329
245.		304		304	8,329
246.		304		304	8,329
247.		304		304	8,329
248.		304		304	8,329
249.		304		304	8,329
250.		304		304	8,329
251.		304		304	8,329
252.		304		304	8,329
253.		304		304	8,329
254.		304		304	8,329

	H1 Number of days employed as an apprentice in the tax year before March 27, 2009 441	H2 Number of days employed as an apprentice in the tax year after March 26, 2009 (see note 1) 442	4H Number of days in the tax year employed as an apprentice in a qualifying apprenticeship program that began after April 23, 2015 (see note 1)	H3 Number of days employed as an apprentice in the tax year (column H1 plus column H2) 440	I Maximum credit amount for the tax year (see note 2) 445
255.		304		304	8,329
256.		304		304	8,329
257.		304		304	8,329
258.		304		304	8,329
259.		304		304	8,329
260.		304		304	8,329
261.		304		304	8,329
262.		304		304	8,329
263.		304		304	8,329
264.		304		304	8,329
265.		304		304	8,329
266.		304		304	8,329
267.		304		304	8,329
268.		304		304	8,329
269.		304		304	8,329
270.		304		304	8,329
271.		304		304	8,329
272.		304		304	8,329
273.		304		304	8,329
274.		304		304	8,329
275.		304		304	8,329
276.		161		161	4,411
277.		304		304	8,329
278.		304		304	8,329
279.		304		304	8,329
280.		304		304	8,329
281.		304		304	8,329
282.		304		304	8,329
283.		304		304	8,329
284.		304		304	8,329
285.		304		304	8,329
286.		304		304	8,329
287.		304		304	8,329
288.		304		304	8,329
289.		304		304	8,329
290.		304		304	8,329
291.		304		304	8,329
292.		304		304	8,329
293.		304		304	8,329
294.		304		304	8,329
295.		304		304	8,329
296.		304		304	8,329
297.		304		304	8,329
298.		304		304	8,329
299.		304		304	8,329
300.		304		304	8,329
301.		304		304	8,329
302.		304		304	8,329
303.		304		304	8,329
304.		304		304	8,329
305.		304		304	8,329

	H1 Number of days employed as an apprentice in the tax year before March 27, 2009 441	H2 Number of days employed as an apprentice in the tax year after March 26, 2009 (see note 1) 442	4H Number of days in the tax year employed as an apprentice in a qualifying apprenticeship program that began after April 23, 2015 (see note 1)	H3 Number of days employed as an apprentice in the tax year (column H1 plus column H2) 440	I Maximum credit amount for the tax year (see note 2) 445
306.		304		304	8,329
307.		304		304	8,329
308.		304		304	8,329
309.		304		304	8,329
310.		304		304	8,329
311.		237		237	6,493
312.		304		304	8,329
313.		304		304	8,329
314.		304		304	8,329
315.		304		304	8,329
316.		304		304	8,329
317.		304		304	8,329
318.		304		304	8,329
319.		304		304	8,329
320.		304		304	8,329
321.		304		304	8,329
322.		304		304	8,329
323.		304		304	8,329
324.		304		304	8,329
325.		304		304	8,329
326.		304		304	8,329
327.		304		304	8,329
328.		304		304	8,329
329.		304		304	8,329
330.		28		28	767
331.		304		304	8,329
332.		304		304	8,329
333.		304		304	8,329
334.		304		304	8,329
335.		304		304	8,329
336.		304		304	8,329
337.		304		304	8,329
338.		304		304	8,329
339.		304		304	8,329
340.		304		304	8,329
341.		304		304	8,329
342.		304		304	8,329
343.		304		304	8,329
344.		304		304	8,329
345.		304		304	8,329
346.		304		304	8,329
347.		304		304	8,329
348.		304		304	8,329
349.		304		304	8,329
350.		304		304	8,329
351.		304		304	8,329
352.		304		304	8,329
353.		304		304	8,329
354.		304		304	8,329
355.		304		304	8,329
356.		304		304	8,329

	H1 Number of days employed as an apprentice in the tax year before March 27, 2009 441	H2 Number of days employed as an apprentice in the tax year after March 26, 2009 (see note 1) 442	4H Number of days in the tax year employed as an apprentice in a qualifying apprenticeship program that began after April 23, 2015 (see note 1)	H3 Number of days employed as an apprentice in the tax year (column H1 plus column H2) 440	I Maximum credit amount for the tax year (see note 2) 445
357.		304		304	8,329
358.		304		304	8,329
359.		304		304	8,329
360.		304		304	8,329
361.		304		304	8,329
362.		304		304	8,329
363.		304		304	8,329
364.		304		304	8,329
365.		304		304	8,329
366.		304		304	8,329
367.		304		304	8,329
368.		304		304	8,329
369.		304		304	8,329
370.		304		304	8,329
371.		304		304	8,329
372.		304		304	8,329
373.		304		304	8,329
374.		304		304	8,329
375.		49		49	1,342
376.		304		304	8,329
377.		304		304	8,329
378.		304		304	8,329
379.		304		304	8,329
380.		304		304	8,329
381.		304		304	8,329
382.		304		304	8,329
383.		304		304	8,329
384.		304		304	8,329
385.		304		304	8,329
386.		304		304	8,329
387.		304		304	8,329
388.		304		304	8,329
389.		304		304	8,329
390.		304		304	8,329
391.		304		304	8,329
392.		304		304	8,329
393.		304		304	8,329
394.		304		304	8,329
395.		304		304	8,329
396.		304		304	8,329
397.		304		304	8,329
398.		304		304	8,329
399.		304		304	8,329
400.		304		304	8,329
401.		304		304	8,329
402.		304		304	8,329
403.		304		304	8,329
404.		304		304	8,329
405.		304		304	8,329
406.		304		304	8,329
407.		304		304	8,329

	H1 Number of days employed as an apprentice in the tax year before March 27, 2009 441	H2 Number of days employed as an apprentice in the tax year after March 26, 2009 (see note 1) 442	4H Number of days in the tax year employed as an apprentice in a qualifying apprenticeship program that began after April 23, 2015 (see note 1)	H3 Number of days employed as an apprentice in the tax year (column H1 plus column H2) 440	I Maximum credit amount for the tax year (see note 2) 445
408.		304		304	8,329
409.		304		304	8,329
410.		304		304	8,329
411.		304		304	8,329
412.		304		304	8,329
413.		304		304	8,329
414.		304		304	8,329
415.		304		304	8,329
416.		304		304	8,329
417.		304		304	8,329
418.		304		304	8,329
419.		304		304	8,329
420.		304		304	8,329
421.		98		98	2,685
422.		304		304	8,329
423.		304		304	8,329
424.		304		304	8,329
425.		304		304	8,329
426.		304		304	8,329
427.		304		304	8,329
428.		304		304	8,329
429.		304		304	8,329
430.		304		304	8,329
431.		304		304	8,329
432.		304		304	8,329
433.		304		304	8,329
434.		304		304	8,329
435.		304		304	8,329
436.		304		304	8,329
437.		304		304	8,329
438.		304		304	8,329
439.		304		304	8,329
440.		304		304	8,329
441.		304		304	8,329
442.		304		304	8,329
443.		304		304	8,329
444.		304		304	8,329
445.		304		304	8,329
446.		304		304	8,329
447.		304		304	8,329
448.		304		304	8,329
449.		304		304	8,329
450.		304		304	8,329
451.		237		237	6,493
452.		237		237	6,493
453.		304		304	8,329
454.		304		304	8,329
455.		304		304	8,329
456.		304		304	8,329
457.		260		260	7,123
458.		304		304	8,329

	H1 Number of days employed as an apprentice in the tax year before March 27, 2009	H2 Number of days employed as an apprentice in the tax year after March 26, 2009 (see note 1)	4H Number of days in the tax year employed as an apprentice in a qualifying apprenticeship program that began after April 23, 2015 (see note 1)	H3 Number of days employed as an apprentice in the tax year (column H1 plus column H2)	I Maximum credit amount for the tax year (see note 2)
	441	442		440	445
459.		119		119	3,260
460.		304		304	8,329
461.		304		304	8,329
462.		304		304	8,329
463.		304		304	8,329
464.		304		304	8,329
465.		304		304	8,329
466.		304		304	8,329
467.		304		304	8,329
468.		304		304	8,329
469.		304		304	8,329
470.		304		304	8,329
471.		304		304	8,329
472.		304		304	8,329
473.		304		304	8,329
474.		304		304	8,329
475.		304		304	8,329
476.		304		304	8,329
477.		304		304	8,329
478.		304		304	8,329
479.		304		304	8,329
480.		304		304	8,329
481.		304		304	8,329
482.		304		304	8,329
483.		304		304	8,329
484.		304		304	8,329
485.		304		304	8,329
486.		304		304	8,329
487.		304		304	8,329
488.		304		304	8,329
489.		304		304	8,329
490.		304		304	8,329
491.		304		304	8,329
492.		304		304	8,329
493.		304		304	8,329
494.		304		304	8,329
495.		304		304	8,329
496.		304		304	8,329
497.		304		304	8,329
498.		304		304	8,329
499.		304		304	8,329
500.		304		304	8,329
501.		304		304	8,329
502.		304		304	8,329
503.		304		304	8,329
504.		304		304	8,329
505.		304		304	8,329
506.		304		304	8,329
507.		304		304	8,329
508.		304		304	8,329
509.		304		304	8,329

	H1 Number of days employed as an apprentice in the tax year before March 27, 2009 441	H2 Number of days employed as an apprentice in the tax year after March 26, 2009 (see note 1) 442	4H Number of days in the tax year employed as an apprentice in a qualifying apprenticeship program that began after April 23, 2015 (see note 1)	H3 Number of days employed as an apprentice in the tax year (column H1 plus column H2) 440	I Maximum credit amount for the tax year (see note 2) 445
510.		304		304	8,329
511.		304		304	8,329
512.		304		304	8,329
513.		304		304	8,329
514.		304		304	8,329
515.		304		304	8,329
516.		304		304	8,329
517.		304		304	8,329
518.		304		304	8,329
519.		304		304	8,329
520.		304		304	8,329
521.		17		17	466
522.		304		304	8,329
523.		304		304	8,329
524.		304		304	8,329
525.		304		304	8,329
526.		304		304	8,329
527.		304		304	8,329
528.		304		304	8,329
529.		304		304	8,329
530.		304		304	8,329
531.		304		304	8,329
532.		304		304	8,329
533.		304		304	8,329
534.		304		304	8,329
535.		304		304	8,329
536.		304		304	8,329
537.		304		304	8,329
538.		304		304	8,329
539.		304		304	8,329
540.		304		304	8,329
541.		304		304	8,329
542.		304		304	8,329
543.		304		304	8,329
544.		304		304	8,329
545.		304		304	8,329
546.		304		304	8,329
547.		304		304	8,329
548.		304		304	8,329
549.		304		304	8,329
550.		304		304	8,329
551.		304		304	8,329
552.		304		304	8,329
553.		304		304	8,329
554.		304		304	8,329
555.		304		304	8,329
556.		304		304	8,329
557.		304		304	8,329
558.		304		304	8,329
559.		304		304	8,329
560.		304		304	8,329

	H1 Number of days employed as an apprentice in the tax year before March 27, 2009 441	H2 Number of days employed as an apprentice in the tax year after March 26, 2009 (see note 1) 442	4H Number of days in the tax year employed as an apprentice in a qualifying apprenticeship program that began after April 23, 2015 (see note 1)	H3 Number of days employed as an apprentice in the tax year (column H1 plus column H2) 440	I Maximum credit amount for the tax year (see note 2) 445
561.		304		304	8,329
562.		304		304	8,329
563.		233		233	6,384
564.		304		304	8,329
565.		304		304	8,329
566.		304		304	8,329
567.		304		304	8,329
568.		304		304	8,329
569.		237		237	6,493
570.		237		237	6,493
571.		237		237	6,493
572.		237		237	6,493
573.		237		237	6,493
574.		297		297	8,137
575.		237		237	6,493
576.		237		237	6,493
577.		237		237	6,493
578.		237		237	6,493
579.		237		237	6,493
580.		304		304	8,329
581.		304		304	8,329
582.		304		304	8,329
583.		304		304	8,329
584.		304		304	8,329
585.		304		304	8,329
586.		304		304	8,329
587.		304		304	8,329
588.		304		304	8,329
589.		304		304	8,329
590.		300		300	8,219
591.		144		144	3,945
592.		300		300	8,219
593.		279		279	7,644
594.		279		279	7,644
595.		279		279	7,644
596.		279		279	7,644
597.		279		279	7,644
598.		279		279	7,644
599.		279		279	7,644
600.		279		279	7,644
601.		279		279	7,644
602.		279		279	7,644
603.		279		279	7,644
604.		279		279	7,644
605.		279		279	7,644
606.		279		279	7,644
607.		279		279	7,644
608.		279		279	7,644
609.		279		279	7,644
610.		279		279	7,644
611.		279		279	7,644

	H1 Number of days employed as an apprentice in the tax year before March 27, 2009 441	H2 Number of days employed as an apprentice in the tax year after March 26, 2009 (see note 1) 442	4H Number of days in the tax year employed as an apprentice in a qualifying apprenticeship program that began after April 23, 2015 (see note 1)	H3 Number of days employed as an apprentice in the tax year (column H1 plus column H2) 440	I Maximum credit amount for the tax year (see note 2) 445
612.		279		279	7,644
613.		279		279	7,644
614.		251		251	6,877
615.		251		251	6,877
616.		251		251	6,877
617.		251		251	6,877
618.		251		251	6,877
619.		251		251	6,877
620.		251		251	6,877
621.		251		251	6,877
622.		251		251	6,877
623.		251		251	6,877
624.		251		251	6,877
625.		251		251	6,877
626.		251		251	6,877
627.		251		251	6,877
628.		251		251	6,877
629.		96		96	2,630
630.		237		237	6,493
631.		234		234	6,411
632.		234		234	6,411
633.		234		234	6,411
634.		234		234	6,411
635.		234		234	6,411
636.		230		230	6,301
637.		230		230	6,301
638.		230		230	6,301
639.		230		230	6,301
640.		230		230	6,301
641.		230		230	6,301
642.		230		230	6,301
643.		230		230	6,301
644.		230		230	6,301
645.		230		230	6,301
646.		230		230	6,301
647.		230		230	6,301
648.		230		230	6,301
649.		230		230	6,301
650.		230		230	6,301
651.		230		230	6,301
652.		230		230	6,301
653.		148		148	4,055
654.		202		202	5,534
655.		202		202	5,534
656.		202		202	5,534
657.		202		202	5,534
658.		202		202	5,534
659.		202		202	5,534
660.		202		202	5,534
661.		202		202	5,534
662.		202		202	5,534

	H1 Number of days employed as an apprentice in the tax year before March 27, 2009	H2 Number of days employed as an apprentice in the tax year after March 26, 2009 (see note 1)	4H Number of days in the tax year employed as an apprentice in a qualifying apprenticeship program that began after April 23, 2015 (see note 1)	H3 Number of days employed as an apprentice in the tax year (column H1 plus column H2)	I Maximum credit amount for the tax year (see note 2)
	441	442		440	445
663.		202		202	5,534
664.		202		202	5,534
665.		202		202	5,534
666.		202		202	5,534
667.		202		202	5,534
668.		202		202	5,534
669.		202		202	5,534
670.		202		202	5,534
671.		202		202	5,534
672.		202		202	5,534
673.		202		202	5,534
674.		202		202	5,534
675.		43		43	1,178
676.		44		44	1,205
677.			188		2,575
678.			188		2,575
679.			188		2,575
680.			188		2,575
681.			188		2,575
682.			188		2,575
683.			188		2,575
684.			188		2,575
685.			188		2,575
686.			188		2,575
687.			188		2,575
688.			188		2,575
689.			188		2,575
690.			188		2,575
691.			188		2,575
692.			188		2,575
693.			160		2,192
694.			160		2,192
695.			160		2,192
696.			160		2,192
697.			160		2,192
698.			160		2,192
699.			160		2,192
700.			160		2,192
701.			160		2,192
702.			160		2,192
703.			160		2,192
704.			160		2,192
705.			160		2,192
706.			160		2,192
707.			160		2,192
708.			160		2,192
709.			160		2,192
710.			153		2,096
711.			153		2,096
712.			153		2,096
713.			153		2,096

	H1 Number of days employed as an apprentice in the tax year before March 27, 2009	H2 Number of days employed as an apprentice in the tax year after March 26, 2009 (see note 1)	4H Number of days in the tax year employed as an apprentice in a qualifying apprenticeship program that began after April 23, 2015 (see note 1)	H3 Number of days employed as an apprentice in the tax year (column H1 plus column H2)	I Maximum credit amount for the tax year (see note 2)
	441	442		440	445
714.			153		2,096
715.			153		2,096
716.			153		2,096
717.			153		2,096
718.			153		2,096
719.			153		2,096
720.			153		2,096
721.			153		2,096
722.			118		1,616
723.			87		1,192
724.			87		1,192
725.			87		1,192
726.			87		1,192
727.			83		1,137
728.			83		1,137
729.			83		1,137
730.			83		1,137
731.			83		1,137
732.			83		1,137
733.			83		1,137
734.			83		1,137
735.			83		1,137
736.			83		1,137
737.			83		1,137
738.			83		1,137
739.			83		1,137
740.			83		1,137
741.			83		1,137
742.			83		1,137
743.			47		644
744.		151		151	4,137
745.		52		52	1,425
746.		269		269	7,370
747.		184		184	5,041
748.		224		224	6,137
749.		216		216	5,918
750.		277		277	7,589
751.		304		304	8,329
752.		214		214	5,863
753.		96		96	2,630
754.		86		86	2,356

Note 1: When there are multiple employment periods as an apprentice in the tax year with the corporation, do not include days in which the individual was not employed as an apprentice.

For H2: The days employed as an apprentice must be within 48 months of the registration date provided in column E on page 2.

For 4H: The days employed as an apprentice must be within 36 months of the registration date provided in column E on page 2.

Note 2: Maximum credit = $(\$10,000 \times H2/365^*)$ or $(\$5,000 \times 4H/365^*)$, whichever applies.

* 366 days, if the tax year includes February 29

	J1 Eligible expenditures before March 27, 2009 451	J2 Eligible expenditures incurred after March 26, 2009 (see note 3) 452	4J Eligible expenditures incurred for a qualifying apprenticeship program that began after April 23, 2015 (see note 3)	J3 Eligible expenditures for the tax year (column J1 plus column J2) 450	K Eligible expenditures multiplied by specified percentage (see note 4) 460
1.		100,249		100,249	35,087
2.		70,997		70,997	24,849
3.		49,094		49,094	17,183
4.		72,378		72,378	25,332
5.		17,935		17,935	6,277
6.		51,921		51,921	18,172
7.		86,984		86,984	30,444
8.		102,735		102,735	35,957
9.		98,495		98,495	34,473
10.		85,764		85,764	30,017
11.		117,129		117,129	40,995
12.		118,561		118,561	41,496
13.		82,633		82,633	28,922
14.		97,134		97,134	33,997
15.		106,864		106,864	37,402
16.		104,616		104,616	36,616
17.		90,113		90,113	31,540
18.		88,858		88,858	31,100
19.		116,430		116,430	40,751
20.		80,369		80,369	28,129
21.		112,417		112,417	39,346
22.		76,731		76,731	26,856
23.		106,073		106,073	37,126
24.		78,325		78,325	27,414
25.		94,969		94,969	33,239
26.		96,703		96,703	33,846
27.		91,204		91,204	31,921
28.		100,597		100,597	35,209
29.		95,977		95,977	33,592
30.		109,882		109,882	38,459
31.		100,451		100,451	35,158
32.		102,846		102,846	35,996
33.		106,342		106,342	37,220
34.		80,470		80,470	28,165
35.		85,295		85,295	29,853
36.		90,738		90,738	31,758
37.		109,380		109,380	38,283
38.		131,690		131,690	46,092
39.		73,542		73,542	25,740
40.		81,342		81,342	28,470
41.		102,498		102,498	35,874
42.		87,285		87,285	30,550
43.		77,572		77,572	27,150
44.		114,453		114,453	40,059
45.		66,503		66,503	23,276
46.		90,762		90,762	31,767
47.		64,999		64,999	22,750
48.		79,132		79,132	27,696
49.		87,368		87,368	30,579
50.		80,975		80,975	28,341
51.		80,601		80,601	28,210

	J1 Eligible expenditures before March 27, 2009 451	J2 Eligible expenditures incurred after March 26, 2009 (see note 3) 452	4J Eligible expenditures incurred for a qualifying apprenticeship program that began after April 23, 2015 (see note 3)	J3 Eligible expenditures for the tax year (column J1 plus column J2) 450	K Eligible expenditures multiplied by specified percentage (see note 4) 460
52.		85,628		85,628	29,970
53.		103,203		103,203	36,121
54.		81,507		81,507	28,527
55.		92,237		92,237	32,283
56.		80,096		80,096	28,034
57.		75,662		75,662	26,482
58.		112,173		112,173	39,261
59.		107,910		107,910	37,769
60.		85,393		85,393	29,888
61.		86,025		86,025	30,109
62.		89,120		89,120	31,192
63.		84,654		84,654	29,629
64.		75,810		75,810	26,534
65.		83,023		83,023	29,058
66.		102,274		102,274	35,796
67.		92,418		92,418	32,346
68.		96,313		96,313	33,710
69.		89,800		89,800	31,430
70.		82,558		82,558	28,895
71.		91,089		91,089	31,881
72.		83,872		83,872	29,355
73.		81,438		81,438	28,503
74.		100,992		100,992	35,347
75.		80,437		80,437	28,153
76.		76,165		76,165	26,658
77.		82,738		82,738	28,958
78.		102,362		102,362	35,827
79.		77,017		77,017	26,956
80.		78,130		78,130	27,346
81.		81,136		81,136	28,398
82.		81,883		81,883	28,659
83.		74,945		74,945	26,231
84.		85,776		85,776	30,022
85.		76,511		76,511	26,779
86.		67,109		67,109	23,488
87.		66,140		66,140	23,149
88.		66,184		66,184	23,164
89.		73,034		73,034	25,562
90.		53,014		53,014	18,555
91.		57,171		57,171	20,010
92.		77,805		77,805	27,232
93.		57,512		57,512	20,129
94.		67,556		67,556	23,645
95.		65,864		65,864	23,052
96.		70,588		70,588	24,706
97.		78,090		78,090	27,332
98.		105,441		105,441	36,904
99.		62,254		62,254	21,789
100.		67,207		67,207	23,522
101.		91,302		91,302	31,956
102.		55,158		55,158	19,305

	J1 Eligible expenditures before March 27, 2009 451	J2 Eligible expenditures incurred after March 26, 2009 (see note 3) 452	4J Eligible expenditures incurred for a qualifying apprenticeship program that began after April 23, 2015 (see note 3)	J3 Eligible expenditures for the tax year (column J1 plus column J2) 450	K Eligible expenditures multiplied by specified percentage (see note 4) 460
103.		67,106		67,106	23,487
104.		83,192		83,192	29,117
105.		62,272		62,272	21,795
106.		58,977		58,977	20,642
107.		70,367		70,367	24,628
108.		67,401		67,401	23,590
109.		66,603		66,603	23,311
110.		63,227		63,227	22,129
111.		60,561		60,561	21,196
112.		70,481		70,481	24,668
113.		68,856		68,856	24,100
114.		43,964		43,964	15,387
115.		81,139		81,139	28,399
116.		60,210		60,210	21,074
117.		76,054		76,054	26,619
118.		60,102		60,102	21,036
119.		79,681		79,681	27,888
120.		72,015		72,015	25,205
121.		102,197		102,197	35,769
122.		72,879		72,879	25,508
123.		72,568		72,568	25,399
124.		2,371		2,371	830
125.		100,936		100,936	35,328
126.		68,281		68,281	23,898
127.		74,856		74,856	26,200
128.		80,906		80,906	28,317
129.		77,425		77,425	27,099
130.		74,063		74,063	25,922
131.		72,291		72,291	25,302
132.		99,390		99,390	34,787
133.		72,715		72,715	25,450
134.		80,678		80,678	28,237
135.		76,769		76,769	26,869
136.		81,105		81,105	28,387
137.		81,447		81,447	28,506
138.		100,838		100,838	35,293
139.		83,593		83,593	29,258
140.		63,204		63,204	22,121
141.		49,991		49,991	17,497
142.		74,017		74,017	25,906
143.		92,126		92,126	32,244
144.		60,863		60,863	21,302
145.		76,464		76,464	26,762
146.		69,219		69,219	24,227
147.		61,689		61,689	21,591
148.		65,439		65,439	22,904
149.		79,550		79,550	27,843
150.		65,255		65,255	22,839
151.		75,042		75,042	26,265
152.		80,797		80,797	28,279
153.		58,967		58,967	20,638

	J1 Eligible expenditures before March 27, 2009 451	J2 Eligible expenditures incurred after March 26, 2009 (see note 3) 452	4J Eligible expenditures incurred for a qualifying apprenticeship program that began after April 23, 2015 (see note 3)	J3 Eligible expenditures for the tax year (column J1 plus column J2) 450	K Eligible expenditures multiplied by specified percentage (see note 4) 460
154.		84,958		84,958	29,735
155.		72,649		72,649	25,427
156.		60,270		60,270	21,095
157.		83,090		83,090	29,082
158.		55,784		55,784	19,524
159.		23,383		23,383	8,184
160.		51,021		51,021	17,857
161.		62,867		62,867	22,003
162.		59,397		59,397	20,789
163.		52,712		52,712	18,449
164.		1,670		1,670	585
165.		59,117		59,117	20,691
166.		48,389		48,389	16,936
167.		50,543		50,543	17,690
168.		38,407		38,407	13,442
169.		52,964		52,964	18,537
170.		83,889		83,889	29,361
171.		74,821		74,821	26,187
172.		63,649		63,649	22,277
173.		66,700		66,700	23,345
174.		62,121		62,121	21,742
175.		70,298		70,298	24,604
176.		72,881		72,881	25,508
177.		87,432		87,432	30,601
178.		75,690		75,690	26,492
179.		60,020		60,020	21,007
180.		66,270		66,270	23,195
181.		71,382		71,382	24,984
182.		80,250		80,250	28,088
183.		50,101		50,101	17,535
184.		82,051		82,051	28,718
185.		86,442		86,442	30,255
186.		68,481		68,481	23,968
187.		72,650		72,650	25,428
188.		69,308		69,308	24,258
189.		68,199		68,199	23,870
190.		71,290		71,290	24,952
191.		40,749		40,749	14,262
192.		71,996		71,996	25,199
193.		72,229		72,229	25,280
194.		90,172		90,172	31,560
195.		73,276		73,276	25,647
196.		72,772		72,772	25,470
197.		74,116		74,116	25,941
198.		83,066		83,066	29,073
199.		72,219		72,219	25,277
200.		69,230		69,230	24,231
201.		46,715		46,715	16,350
202.		73,604		73,604	25,761
203.		70,271		70,271	24,595
204.		72,837		72,837	25,493

	J1 Eligible expenditures before March 27, 2009 451	J2 Eligible expenditures incurred after March 26, 2009 (see note 3) 452	4J Eligible expenditures incurred for a qualifying apprenticeship program that began after April 23, 2015 (see note 3)	J3 Eligible expenditures for the tax year (column J1 plus column J2) 450	K Eligible expenditures multiplied by specified percentage (see note 4) 460
205.		71,192		71,192	24,917
206.		60,994		60,994	21,348
207.		67,137		67,137	23,498
208.		65,774		65,774	23,021
209.		70,149		70,149	24,552
210.		75,847		75,847	26,546
211.		29,163		29,163	10,207
212.		22,049		22,049	7,717
213.		76,773		76,773	26,871
214.		27,138		27,138	9,498
215.		29,687		29,687	10,390
216.		22,561		22,561	7,896
217.		41,088		41,088	14,381
218.		31,275		31,275	10,946
219.		75,086		75,086	26,280
220.		66,440		66,440	23,254
221.		115,426		115,426	40,399
222.		79,109		79,109	27,688
223.		70,416		70,416	24,646
224.		66,412		66,412	23,244
225.		68,814		68,814	24,085
226.		71,167		71,167	24,908
227.		67,231		67,231	23,531
228.		75,323		75,323	26,363
229.		74,434		74,434	26,052
230.		80,891		80,891	28,312
231.		53,391		53,391	18,687
232.		63,969		63,969	22,389
233.		58,045		58,045	20,316
234.		89,999		89,999	31,500
235.		61,221		61,221	21,427
236.		54,432		54,432	19,051
237.		64,229		64,229	22,480
238.		68,415		68,415	23,945
239.		60,465		60,465	21,163
240.		66,968		66,968	23,439
241.		67,205		67,205	23,522
242.		62,014		62,014	21,705
243.		55,980		55,980	19,593
244.		63,713		63,713	22,300
245.		55,902		55,902	19,566
246.		66,541		66,541	23,289
247.		68,652		68,652	24,028
248.		68,034		68,034	23,812
249.		75,503		75,503	26,426
250.		68,908		68,908	24,118
251.		71,070		71,070	24,875
252.		101,756		101,756	35,615
253.		59,560		59,560	20,846
254.		56,678		56,678	19,837
255.		55,157		55,157	19,305

	J1 Eligible expenditures before March 27, 2009 451	J2 Eligible expenditures incurred after March 26, 2009 (see note 3) 452	4J Eligible expenditures incurred for a qualifying apprenticeship program that began after April 23, 2015 (see note 3)	J3 Eligible expenditures for the tax year (column J1 plus column J2) 450	K Eligible expenditures multiplied by specified percentage (see note 4) 460
256.		68,406		68,406	23,942
257.		74,883		74,883	26,209
258.		74,307		74,307	26,007
259.		67,775		67,775	23,721
260.		63,374		63,374	22,181
261.		65,036		65,036	22,763
262.		54,859		54,859	19,201
263.		58,019		58,019	20,307
264.		78,822		78,822	27,588
265.		57,059		57,059	19,971
266.		57,857		57,857	20,250
267.		53,910		53,910	18,869
268.		45,436		45,436	15,903
269.		47,823		47,823	16,738
270.		43,438		43,438	15,203
271.		61,845		61,845	21,646
272.		25,765		25,765	9,018
273.		48,565		48,565	16,998
274.		26,582		26,582	9,304
275.		23,569		23,569	8,249
276.		103,977		103,977	36,392
277.		70,535		70,535	24,687
278.		67,688		67,688	23,691
279.		65,285		65,285	22,850
280.		75,267		75,267	26,343
281.		53,772		53,772	18,820
282.		51,870		51,870	18,155
283.		79,363		79,363	27,777
284.		70,264		70,264	24,592
285.		51,442		51,442	18,005
286.		63,584		63,584	22,254
287.		50,753		50,753	17,764
288.		45,861		45,861	16,051
289.		64,352		64,352	22,523
290.		43,769		43,769	15,319
291.		25,610		25,610	8,964
292.		73,454		73,454	25,709
293.		79,415		79,415	27,795
294.		57,169		57,169	20,009
295.		122,355		122,355	42,824
296.		113,472		113,472	39,715
297.		66,717		66,717	23,351
298.		55,554		55,554	19,444
299.		71,464		71,464	25,012
300.		61,361		61,361	21,476
301.		32,007		32,007	11,202
302.		57,186		57,186	20,015
303.		58,496		58,496	20,474
304.		54,813		54,813	19,185
305.		55,624		55,624	19,468
306.		57,925		57,925	20,274

	J1 Eligible expenditures before March 27, 2009 451	J2 Eligible expenditures incurred after March 26, 2009 (see note 3) 452	4J Eligible expenditures incurred for a qualifying apprenticeship program that began after April 23, 2015 (see note 3)	J3 Eligible expenditures for the tax year (column J1 plus column J2) 450	K Eligible expenditures multiplied by specified percentage (see note 4) 460
307.		60,213		60,213	21,075
308.		58,426		58,426	20,449
309.		51,717		51,717	18,101
310.		51,010		51,010	17,854
311.		43,297		43,297	15,154
312.		59,873		59,873	20,956
313.		23,585		23,585	8,255
314.		31,284		31,284	10,949
315.		26,524		26,524	9,283
316.		23,291		23,291	8,152
317.		24,970		24,970	8,740
318.		23,116		23,116	8,091
319.		75,360		75,360	26,376
320.		21,046		21,046	7,366
321.		25,928		25,928	9,075
322.		62,516		62,516	21,881
323.		28,630		28,630	10,021
324.		21,751		21,751	7,613
325.		64,932		64,932	22,726
326.		64,278		64,278	22,497
327.		59,540		59,540	20,839
328.		24,678		24,678	8,637
329.		25,116		25,116	8,791
330.		79,149		79,149	27,702
331.		21,129		21,129	7,395
332.		28,140		28,140	9,849
333.		21,621		21,621	7,567
334.		26,875		26,875	9,406
335.		22,199		22,199	7,770
336.		24,019		24,019	8,407
337.		57,383		57,383	20,084
338.		43,303		43,303	15,156
339.		51,372		51,372	17,980
340.		79,723		79,723	27,903
341.		55,096		55,096	19,284
342.		62,320		62,320	21,812
343.		62,051		62,051	21,718
344.		55,397		55,397	19,389
345.		62,902		62,902	22,016
346.		55,984		55,984	19,594
347.		65,011		65,011	22,754
348.		60,640		60,640	21,224
349.		57,239		57,239	20,034
350.		49,194		49,194	17,218
351.		69,085		69,085	24,180
352.		56,909		56,909	19,918
353.		57,473		57,473	20,116
354.		52,370		52,370	18,330
355.		43,568		43,568	15,249
356.		72,800		72,800	25,480
357.		79,481		79,481	27,818

	J1 Eligible expenditures before March 27, 2009 451	J2 Eligible expenditures incurred after March 26, 2009 (see note 3) 452	4J Eligible expenditures incurred for a qualifying apprenticeship program that began after April 23, 2015 (see note 3)	J3 Eligible expenditures for the tax year (column J1 plus column J2) 450	K Eligible expenditures multiplied by specified percentage (see note 4) 460
358.		48,168		48,168	16,859
359.		61,135		61,135	21,397
360.		39,874		39,874	13,956
361.		57,238		57,238	20,033
362.		42,159		42,159	14,756
363.		51,986		51,986	18,195
364.		43,235		43,235	15,132
365.		51,780		51,780	18,123
366.		37,784		37,784	13,224
367.		70,769		70,769	24,769
368.		76,766		76,766	26,868
369.		82,687		82,687	28,940
370.		63,507		63,507	22,227
371.		38,679		38,679	13,538
372.		64,419		64,419	22,547
373.		62,416		62,416	21,846
374.		58,574		58,574	20,501
375.		63,264		63,264	22,142
376.		61,409		61,409	21,493
377.		64,010		64,010	22,404
378.		67,746		67,746	23,711
379.		70,664		70,664	24,732
380.		73,985		73,985	25,895
381.		60,882		60,882	21,309
382.		59,782		59,782	20,924
383.		38,819		38,819	13,587
384.		61,323		61,323	21,463
385.		61,560		61,560	21,546
386.		61,781		61,781	21,623
387.		56,268		56,268	19,694
388.		75,673		75,673	26,486
389.		59,869		59,869	20,954
390.		52,762		52,762	18,467
391.		46,075		46,075	16,126
392.		48,260		48,260	16,891
393.		39,206		39,206	13,722
394.		52,279		52,279	18,298
395.		64,001		64,001	22,400
396.		56,904		56,904	19,916
397.		54,696		54,696	19,144
398.		59,590		59,590	20,857
399.		64,820		64,820	22,687
400.		62,949		62,949	22,032
401.		63,914		63,914	22,370
402.		74,355		74,355	26,024
403.		56,721		56,721	19,852
404.		64,167		64,167	22,458
405.		65,153		65,153	22,804
406.		65,312		65,312	22,859
407.		61,864		61,864	21,652
408.		62,765		62,765	21,968

	J1 Eligible expenditures before March 27, 2009 451	J2 Eligible expenditures incurred after March 26, 2009 (see note 3) 452	4J Eligible expenditures incurred for a qualifying apprenticeship program that began after April 23, 2015 (see note 3)	J3 Eligible expenditures for the tax year (column J1 plus column J2) 450	K Eligible expenditures multiplied by specified percentage (see note 4) 460
409.		53,376		53,376	18,682
410.		74,602		74,602	26,111
411.		76,971		76,971	26,940
412.		60,076		60,076	21,027
413.		51,067		51,067	17,873
414.		50,733		50,733	17,757
415.		42,111		42,111	14,739
416.		51,587		51,587	18,055
417.		39,710		39,710	13,899
418.		58,748		58,748	20,562
419.		54,911		54,911	19,219
420.		70,917		70,917	24,821
421.		20,078		20,078	7,027
422.		59,628		59,628	20,870
423.		60,908		60,908	21,318
424.		61,367		61,367	21,478
425.		91,618		91,618	32,066
426.		64,726		64,726	22,654
427.		58,147		58,147	20,351
428.		60,558		60,558	21,195
429.		63,099		63,099	22,085
430.		65,586		65,586	22,955
431.		56,921		56,921	19,922
432.		60,725		60,725	21,254
433.		69,944		69,944	24,480
434.		54,041		54,041	18,914
435.		67,544		67,544	23,640
436.		66,248		66,248	23,187
437.		57,963		57,963	20,287
438.		54,022		54,022	18,908
439.		50,712		50,712	17,749
440.		51,389		51,389	17,986
441.		51,397		51,397	17,989
442.		50,512		50,512	17,679
443.		49,043		49,043	17,165
444.		50,698		50,698	17,744
445.		49,904		49,904	17,466
446.		53,070		53,070	18,575
447.		49,561		49,561	17,346
448.		58,532		58,532	20,486
449.		27,408		27,408	9,593
450.		12,954		12,954	4,534
451.		57,553		57,553	20,144
452.		71,107		71,107	24,887
453.		34,846		34,846	12,196
454.		41,772		41,772	14,620
455.		39,463		39,463	13,812
456.		48,999		48,999	17,150
457.		41,544		41,544	14,540
458.		43,390		43,390	15,187
459.		65,086		65,086	22,780

	J1 Eligible expenditures before March 27, 2009 451	J2 Eligible expenditures incurred after March 26, 2009 (see note 3) 452	4J Eligible expenditures incurred for a qualifying apprenticeship program that began after April 23, 2015 (see note 3)	J3 Eligible expenditures for the tax year (column J1 plus column J2) 450	K Eligible expenditures multiplied by specified percentage (see note 4) 460
460.		55,569		55,569	19,449
461.		61,098		61,098	21,384
462.		36,555		36,555	12,794
463.		71,129		71,129	24,895
464.		71,533		71,533	25,037
465.		60,281		60,281	21,098
466.		67,621		67,621	23,667
467.		25,071		25,071	8,775
468.		70,829		70,829	24,790
469.		66,358		66,358	23,225
470.		60,805		60,805	21,282
471.		58,110		58,110	20,339
472.		55,359		55,359	19,376
473.		51,082		51,082	17,879
474.		54,249		54,249	18,987
475.		59,122		59,122	20,693
476.		50,467		50,467	17,663
477.		47,912		47,912	16,769
478.		47,119		47,119	16,492
479.		47,473		47,473	16,616
480.		50,695		50,695	17,743
481.		55,799		55,799	19,530
482.		50,412		50,412	17,644
483.		49,840		49,840	17,444
484.		53,839		53,839	18,844
485.		47,351		47,351	16,573
486.		52,940		52,940	18,529
487.		53,214		53,214	18,625
488.		50,330		50,330	17,616
489.		55,523		55,523	19,433
490.		57,661		57,661	20,181
491.		83,863		83,863	29,352
492.		55,113		55,113	19,290
493.		69,340		69,340	24,269
494.		55,541		55,541	19,439
495.		64,517		64,517	22,581
496.		62,221		62,221	21,777
497.		62,052		62,052	21,718
498.		59,256		59,256	20,740
499.		58,884		58,884	20,609
500.		60,948		60,948	21,332
501.		66,495		66,495	23,273
502.		44,885		44,885	15,710
503.		55,600		55,600	19,460
504.		58,679		58,679	20,538
505.		61,657		61,657	21,580
506.		57,404		57,404	20,091
507.		60,139		60,139	21,049
508.		64,961		64,961	22,736
509.		65,854		65,854	23,049
510.		65,945		65,945	23,081

	J1 Eligible expenditures before March 27, 2009 451	J2 Eligible expenditures incurred after March 26, 2009 (see note 3) 452	4J Eligible expenditures incurred for a qualifying apprenticeship program that began after April 23, 2015 (see note 3)	J3 Eligible expenditures for the tax year for the tax year (column J1 plus column J2) 450	K Eligible expenditures multiplied by specified percentage (see note 4) 460
511.		55,998		55,998	19,599
512.		58,540		58,540	20,489
513.		66,375		66,375	23,231
514.		61,991		61,991	21,697
515.		61,312		61,312	21,459
516.		54,355		54,355	19,024
517.		54,475		54,475	19,066
518.		68,890		68,890	24,112
519.		58,348		58,348	20,422
520.		62,158		62,158	21,755
521.		1,709		1,709	598
522.		52,379		52,379	18,333
523.		53,286		53,286	18,650
524.		50,475		50,475	17,666
525.		58,662		58,662	20,532
526.		47,539		47,539	16,639
527.		52,358		52,358	18,325
528.		50,151		50,151	17,553
529.		49,267		49,267	17,243
530.		49,684		49,684	17,389
531.		46,993		46,993	16,448
532.		48,273		48,273	16,896
533.		55,753		55,753	19,514
534.		40,661		40,661	14,231
535.		53,848		53,848	18,847
536.		56,410		56,410	19,744
537.		55,654		55,654	19,479
538.		21,387		21,387	7,485
539.		44,276		44,276	15,497
540.		46,731		46,731	16,356
541.		45,197		45,197	15,819
542.		53,579		53,579	18,753
543.		48,776		48,776	17,072
544.		48,785		48,785	17,075
545.		53,363		53,363	18,677
546.		43,929		43,929	15,375
547.		46,608		46,608	16,313
548.		70,126		70,126	24,544
549.		54,751		54,751	19,163
550.		43,315		43,315	15,160
551.		49,231		49,231	17,231
552.		52,131		52,131	18,246
553.		48,522		48,522	16,983
554.		43,218		43,218	15,126
555.		44,791		44,791	15,677
556.		51,367		51,367	17,978
557.		48,295		48,295	16,903
558.		39,240		39,240	13,734
559.		51,109		51,109	17,888
560.		50,362		50,362	17,627
561.		47,540		47,540	16,639

	J1 Eligible expenditures before March 27, 2009	J2 Eligible expenditures incurred after March 26, 2009 (see note 3)	4J Eligible expenditures incurred for a qualifying apprenticeship program that began after April 23, 2015 (see note 3)	J3 Eligible expenditures for the tax year (column J1 plus column J2)	K Eligible expenditures multiplied by specified percentage (see note 4)
	451	452		450	460
562.		43,986		43,986	15,395
563.		54,531		54,531	19,086
564.		40,908		40,908	14,318
565.		39,879		39,879	13,958
566.		37,025		37,025	12,959
567.		39,416		39,416	13,796
568.		56,963		56,963	19,937
569.		58,790		58,790	20,577
570.		67,623		67,623	23,668
571.		66,484		66,484	23,269
572.		57,307		57,307	20,057
573.		47,093		47,093	16,483
574.		65,327		65,327	22,864
575.		57,635		57,635	20,172
576.		55,900		55,900	19,565
577.		54,120		54,120	18,942
578.		64,034		64,034	22,412
579.		60,366		60,366	21,128
580.		29,971		29,971	10,490
581.		31,075		31,075	10,876
582.		38,471		38,471	13,465
583.		48,608		48,608	17,013
584.		33,152		33,152	11,603
585.		33,475		33,475	11,716
586.		50,611		50,611	17,714
587.		34,520		34,520	12,082
588.		39,369		39,369	13,779
589.		31,075		31,075	10,876
590.		58,445		58,445	20,456
591.		18,888		18,888	6,611
592.		72,336		72,336	25,318
593.		50,222		50,222	17,578
594.		54,336		54,336	19,018
595.		53,445		53,445	18,706
596.		39,926		39,926	13,974
597.		50,882		50,882	17,809
598.		55,318		55,318	19,361
599.		48,044		48,044	16,815
600.		51,295		51,295	17,953
601.		43,865		43,865	15,353
602.		47,187		47,187	16,515
603.		49,743		49,743	17,410
604.		56,588		56,588	19,806
605.		52,890		52,890	18,512
606.		55,403		55,403	19,391
607.		49,208		49,208	17,223
608.		60,515		60,515	21,180
609.		56,361		56,361	19,726
610.		60,448		60,448	21,157
611.		58,078		58,078	20,327
612.		75,386		75,386	26,385

	J1 Eligible expenditures before March 27, 2009 451	J2 Eligible expenditures incurred after March 26, 2009 (see note 3) 452	4J Eligible expenditures incurred for a qualifying apprenticeship program that began after April 23, 2015 (see note 3)	J3 Eligible expenditures for the tax year (column J1 plus column J2) 450	K Eligible expenditures multiplied by specified percentage (see note 4) 460
613.		44,327		44,327	15,514
614.		49,597		49,597	17,359
615.		45,729		45,729	16,005
616.		44,078		44,078	15,427
617.		46,081		46,081	16,128
618.		50,206		50,206	17,572
619.		47,705		47,705	16,697
620.		50,791		50,791	17,777
621.		51,351		51,351	17,973
622.		45,282		45,282	15,849
623.		52,502		52,502	18,376
624.		49,450		49,450	17,308
625.		55,989		55,989	19,596
626.		44,114		44,114	15,440
627.		41,645		41,645	14,576
628.		48,177		48,177	16,862
629.		56,144		56,144	19,650
630.		44,416		44,416	15,546
631.		32,101		32,101	11,235
632.		34,247		34,247	11,986
633.		30,156		30,156	10,555
634.		32,678		32,678	11,437
635.		25,729		25,729	9,005
636.		53,282		53,282	18,649
637.		39,818		39,818	13,936
638.		42,374		42,374	14,831
639.		45,996		45,996	16,099
640.		52,469		52,469	18,364
641.		43,242		43,242	15,135
642.		45,631		45,631	15,971
643.		39,986		39,986	13,995
644.		41,351		41,351	14,473
645.		44,478		44,478	15,567
646.		45,847		45,847	16,046
647.		41,142		41,142	14,400
648.		41,843		41,843	14,645
649.		39,645		39,645	13,876
650.		47,876		47,876	16,757
651.		42,719		42,719	14,952
652.		36,276		36,276	12,697
653.		22,418		22,418	7,846
654.		49,085		49,085	17,180
655.		35,248		35,248	12,337
656.		33,420		33,420	11,697
657.		30,596		30,596	10,709
658.		40,765		40,765	14,268
659.		29,590		29,590	10,357
660.		31,190		31,190	10,917
661.		28,590		28,590	10,007
662.		31,181		31,181	10,913
663.		29,050		29,050	10,168

	J1 Eligible expenditures before March 27, 2009 451	J2 Eligible expenditures incurred after March 26, 2009 (see note 3) 452	4J Eligible expenditures incurred for a qualifying apprenticeship program that began after April 23, 2015 (see note 3)	J3 Eligible expenditures for the tax year (column J1 plus column J2) 450	K Eligible expenditures multiplied by specified percentage (see note 4) 460
664.		28,355		28,355	9,924
665.		29,543		29,543	10,340
666.		28,113		28,113	9,840
667.		29,003		29,003	10,151
668.		30,799		30,799	10,780
669.		30,403		30,403	10,641
670.		36,791		36,791	12,877
671.		28,840		28,840	10,094
672.		32,840		32,840	11,494
673.		33,506		33,506	11,727
674.		30,411		30,411	10,644
675.		22,747		22,747	7,961
676.		30,010		30,010	10,504
677.			36,427		9,107
678.			39,642		9,911
679.			39,328		9,832
680.			35,149		8,787
681.			40,201		10,050
682.			46,735		11,684
683.			36,964		9,241
684.			37,725		9,431
685.			34,625		8,656
686.			35,712		8,928
687.			38,974		9,744
688.			40,470		10,118
689.			44,787		11,197
690.			38,790		9,698
691.			36,825		9,206
692.			42,368		10,592
693.			40,201		10,050
694.			38,197		9,549
695.			38,097		9,524
696.			35,829		8,957
697.			42,241		10,560
698.			34,774		8,694
699.			55,232		13,808
700.			32,170		8,043
701.			33,233		8,308
702.			41,220		10,305
703.			40,934		10,234
704.			40,612		10,153
705.			46,863		11,716
706.			32,441		8,110
707.			30,372		7,593
708.			36,303		9,076
709.			42,214		10,554
710.			40,909		10,227
711.			30,350		7,588
712.			26,422		6,606
713.			36,092		9,023
714.			27,234		6,809

	J1 Eligible expenditures before March 27, 2009 451	J2 Eligible expenditures incurred after March 26, 2009 (see note 3) 452	4J Eligible expenditures incurred for a qualifying apprenticeship program that began after April 23, 2015 (see note 3)	J3 Eligible expenditures for the tax year (column J1 plus column J2) 450	K Eligible expenditures multiplied by specified percentage (see note 4) 460
715.			34,377		8,594
716.			31,628		7,907
717.			36,211		9,053
718.			25,748		6,437
719.			28,913		7,228
720.			44,251		11,063
721.			41,110		10,278
722.			32,549		8,137
723.			17,376		4,344
724.			17,309		4,327
725.			15,166		3,792
726.			3,585		896
727.			26,916		6,729
728.			20,195		5,049
729.			21,060		5,265
730.			17,140		4,285
731.			16,539		4,135
732.			26,900		6,725
733.			29,537		7,384
734.			25,987		6,497
735.			28,211		7,053
736.			14,907		3,727
737.			20,805		5,201
738.			17,015		4,254
739.			19,368		4,842
740.			19,352		4,838
741.			21,145		5,286
742.			19,284		4,821
743.			55,051		13,763
744.		27,870		27,870	9,755
745.		12,762		12,762	4,467
746.		63,873		63,873	22,356
747.		37,957		37,957	13,285
748.		56,060		56,060	19,621
749.		42,267		42,267	14,793
750.		59,355		59,355	20,774
751.		39,800		39,800	13,930
752.		41,468		41,468	14,514
753.		19,508		19,508	6,828
754.		30,886		30,886	10,810

Note 3: Reduce eligible expenditures by all government assistance, as defined under subsection 89(19) of the *Taxation Act, 2007* (Ontario), that the corporation has received, is entitled to receive, or may reasonably expect to receive, in respect of the eligible expenditures, on or before the filing due date of the *T2 Corporation Income Tax Return* for the tax year.

For J2: Eligible expenditures must be for services provided by the apprentice to the taxpayer during the first 48 months of the apprenticeship program, and not relating to services performed before the apprenticeship program began or after it ended.

For 4J: Eligible expenditures must be for services provided by the apprentice to the taxpayer during the first 36 months of the apprenticeship program, and not relating to services performed before the apprenticeship began or after it ended.

Note 4: Calculate the amount in column K as follows:
Column K = (J2 × line 312) or (4J × line 314), whichever applies.

	L ATTC on eligible expenditures (lesser of columns I and K)	M ATTC on repayment of government assistance (see note 5)	N ATTC for each apprentice (column L or M, whichever applies)
	470	480	490
1.	247		247
2.	1,863		1,863
3.	1,863		1,863
4.	1,863		1,863
5.	1,863		1,863
6.	1,863		1,863
7.	2,356		2,356
8.	2,356		2,356
9.	1,562		1,562
10.	2,356		2,356
11.	2,356		2,356
12.	2,356		2,356
13.	2,356		2,356
14.	2,356		2,356
15.	2,356		2,356
16.	2,356		2,356
17.	2,356		2,356
18.	2,356		2,356
19.	2,356		2,356
20.	2,767		2,767
21.	3,315		3,315
22.	3,315		3,315
23.	3,315		3,315
24.	3,315		3,315
25.	3,315		3,315
26.	3,315		3,315
27.	3,315		3,315
28.	3,315		3,315
29.	3,315		3,315
30.	3,315		3,315
31.	3,315		3,315
32.	3,315		3,315
33.	3,315		3,315
34.	3,315		3,315
35.	4,082		4,082
36.	4,082		4,082
37.	4,082		4,082
38.	4,082		4,082
39.	4,082		4,082
40.	4,082		4,082
41.	4,082		4,082
42.	4,082		4,082
43.	4,082		4,082
44.	4,082		4,082
45.	4,082		4,082
46.	4,082		4,082
47.	5,315		5,315
48.	7,151		7,151
49.	2,274		2,274
50.	8,329		8,329
51.	8,329		8,329
52.	8,329		8,329
53.	8,329		8,329

	L ATTC on eligible expenditures (lesser of columns I and K) 470	M ATTC on repayment of government assistance (see note 5) 480	N ATTC for each apprentice (column L or M, whichever applies) 490
54.	8,329		8,329
55.	8,329		8,329
56.	8,329		8,329
57.	8,329		8,329
58.	8,329		8,329
59.	8,329		8,329
60.	8,329		8,329
61.	8,329		8,329
62.	8,329		8,329
63.	8,329		8,329
64.	8,329		8,329
65.	8,329		8,329
66.	4,795		4,795
67.	8,329		8,329
68.	8,329		8,329
69.	8,329		8,329
70.	8,329		8,329
71.	8,329		8,329
72.	8,329		8,329
73.	8,329		8,329
74.	8,329		8,329
75.	8,329		8,329
76.	8,329		8,329
77.	8,329		8,329
78.	8,329		8,329
79.	8,329		8,329
80.	8,329		8,329
81.	8,329		8,329
82.	8,329		8,329
83.	8,329		8,329
84.	8,329		8,329
85.	8,329		8,329
86.	8,329		8,329
87.	8,329		8,329
88.	8,329		8,329
89.	5,178		5,178
90.	8,329		8,329
91.	8,329		8,329
92.	7,644		7,644
93.	8,329		8,329
94.	8,329		8,329
95.	8,329		8,329
96.	1,945		1,945
97.	8,329		8,329
98.	1,918		1,918
99.	8,329		8,329
100.	8,329		8,329
101.	8,329		8,329
102.	6,493		6,493
103.	8,329		8,329
104.	8,329		8,329
105.	8,329		8,329
106.	7,342		7,342

	L ATTC on eligible expenditures (lesser of columns I and K) 470	M ATTC on repayment of government assistance (see note 5) 480	N ATTC for each apprentice (column L or M, whichever applies) 490
107.	3,671		3,671
108.	6,356		6,356
109.	4,247		4,247
110.	6,932		6,932
111.	5,945		5,945
112.	3,315		3,315
113.	3,288		3,288
114.	8,329		8,329
115.	5,973		5,973
116.	7,315		7,315
117.	5,808		5,808
118.	8,329		8,329
119.	8,329		8,329
120.	8,329		8,329
121.	5,945		5,945
122.	8,329		8,329
123.	8,329		8,329
124.	219		219
125.	3,425		3,425
126.	8,329		8,329
127.	8,329		8,329
128.	8,329		8,329
129.	8,329		8,329
130.	8,329		8,329
131.	8,329		8,329
132.	8,329		8,329
133.	8,329		8,329
134.	8,329		8,329
135.	8,329		8,329
136.	8,329		8,329
137.	8,329		8,329
138.	8,329		8,329
139.	8,329		8,329
140.	8,329		8,329
141.	8,329		8,329
142.	8,329		8,329
143.	8,329		8,329
144.	7,918		7,918
145.	8,247		8,247
146.	8,329		8,329
147.	6,521		6,521
148.	8,329		8,329
149.	7,616		7,616
150.	6,274		6,274
151.	8,329		8,329
152.	8,329		8,329
153.	8,329		8,329
154.	8,329		8,329
155.	6,466		6,466
156.	8,329		8,329
157.	3,589		3,589
158.	8,329		8,329
159.	5,562		5,562

	L ATTC on eligible expenditures (lesser of columns I and K)	M ATTC on repayment of government assistance (see note 5)	N ATTC for each apprentice (column L or M, whichever applies)
	470	480	490
160.	8,329		8,329
161.	8,329		8,329
162.	8,329		8,329
163.	8,329		8,329
164.	585		585
165.	8,329		8,329
166.	8,329		8,329
167.	8,329		8,329
168.	8,329		8,329
169.	8,329		8,329
170.	8,329		8,329
171.	8,329		8,329
172.	8,329		8,329
173.	8,329		8,329
174.	8,329		8,329
175.	8,329		8,329
176.	8,329		8,329
177.	8,329		8,329
178.	8,329		8,329
179.	8,329		8,329
180.	8,329		8,329
181.	8,329		8,329
182.	8,329		8,329
183.	8,329		8,329
184.	8,329		8,329
185.	8,329		8,329
186.	8,329		8,329
187.	8,329		8,329
188.	8,329		8,329
189.	8,329		8,329
190.	8,329		8,329
191.	8,329		8,329
192.	8,329		8,329
193.	8,329		8,329
194.	8,329		8,329
195.	8,329		8,329
196.	8,329		8,329
197.	8,329		8,329
198.	8,329		8,329
199.	8,329		8,329
200.	8,329		8,329
201.	8,329		8,329
202.	8,329		8,329
203.	8,329		8,329
204.	8,329		8,329
205.	8,329		8,329
206.	8,329		8,329
207.	8,329		8,329
208.	8,329		8,329
209.	8,329		8,329
210.	8,329		8,329
211.	8,329		8,329
212.	7,717		7,717

	L ATTC on eligible expenditures (lesser of columns I and K) 470	M ATTC on repayment of government assistance (see note 5) 480	N ATTC for each apprentice (column L or M, whichever applies) 490
213.	8,329		8,329
214.	5,151		5,151
215.	8,329		8,329
216.	7,896		7,896
217.	8,329		8,329
218.	8,329		8,329
219.	8,329		8,329
220.	8,329		8,329
221.	8,329		8,329
222.	8,329		8,329
223.	8,329		8,329
224.	8,329		8,329
225.	8,329		8,329
226.	8,329		8,329
227.	8,329		8,329
228.	8,329		8,329
229.	8,329		8,329
230.	8,329		8,329
231.	8,329		8,329
232.	8,329		8,329
233.	8,329		8,329
234.	8,329		8,329
235.	8,329		8,329
236.	8,329		8,329
237.	8,329		8,329
238.	8,329		8,329
239.	8,329		8,329
240.	8,329		8,329
241.	8,329		8,329
242.	8,329		8,329
243.	8,329		8,329
244.	8,329		8,329
245.	8,329		8,329
246.	8,329		8,329
247.	8,329		8,329
248.	8,329		8,329
249.	8,329		8,329
250.	8,329		8,329
251.	8,329		8,329
252.	8,329		8,329
253.	8,329		8,329
254.	8,329		8,329
255.	8,329		8,329
256.	8,329		8,329
257.	8,329		8,329
258.	8,329		8,329
259.	8,329		8,329
260.	8,329		8,329
261.	8,329		8,329
262.	8,329		8,329
263.	8,329		8,329
264.	8,329		8,329
265.	8,329		8,329

	L ATTC on eligible expenditures (lesser of columns I and K) 470	M ATTC on repayment of government assistance (see note 5) 480	N ATTC for each apprentice (column L or M, whichever applies) 490
266.	8,329		8,329
267.	8,329		8,329
268.	8,329		8,329
269.	8,329		8,329
270.	8,329		8,329
271.	8,329		8,329
272.	8,329		8,329
273.	8,329		8,329
274.	8,329		8,329
275.	8,249		8,249
276.	4,411		4,411
277.	8,329		8,329
278.	8,329		8,329
279.	8,329		8,329
280.	8,329		8,329
281.	8,329		8,329
282.	8,329		8,329
283.	8,329		8,329
284.	8,329		8,329
285.	8,329		8,329
286.	8,329		8,329
287.	8,329		8,329
288.	8,329		8,329
289.	8,329		8,329
290.	8,329		8,329
291.	8,329		8,329
292.	8,329		8,329
293.	8,329		8,329
294.	8,329		8,329
295.	8,329		8,329
296.	8,329		8,329
297.	8,329		8,329
298.	8,329		8,329
299.	8,329		8,329
300.	8,329		8,329
301.	8,329		8,329
302.	8,329		8,329
303.	8,329		8,329
304.	8,329		8,329
305.	8,329		8,329
306.	8,329		8,329
307.	8,329		8,329
308.	8,329		8,329
309.	8,329		8,329
310.	8,329		8,329
311.	6,493		6,493
312.	8,329		8,329
313.	8,255		8,255
314.	8,329		8,329
315.	8,329		8,329
316.	8,152		8,152
317.	8,329		8,329
318.	8,091		8,091

	L ATTC on eligible expenditures (lesser of columns I and K) 470	M ATTC on repayment of government assistance (see note 5) 480	N ATTC for each apprentice (column L or M, whichever applies) 490
319.	8,329		8,329
320.	7,366		7,366
321.	8,329		8,329
322.	8,329		8,329
323.	8,329		8,329
324.	7,613		7,613
325.	8,329		8,329
326.	8,329		8,329
327.	8,329		8,329
328.	8,329		8,329
329.	8,329		8,329
330.	767		767
331.	7,395		7,395
332.	8,329		8,329
333.	7,567		7,567
334.	8,329		8,329
335.	7,770		7,770
336.	8,329		8,329
337.	8,329		8,329
338.	8,329		8,329
339.	8,329		8,329
340.	8,329		8,329
341.	8,329		8,329
342.	8,329		8,329
343.	8,329		8,329
344.	8,329		8,329
345.	8,329		8,329
346.	8,329		8,329
347.	8,329		8,329
348.	8,329		8,329
349.	8,329		8,329
350.	8,329		8,329
351.	8,329		8,329
352.	8,329		8,329
353.	8,329		8,329
354.	8,329		8,329
355.	8,329		8,329
356.	8,329		8,329
357.	8,329		8,329
358.	8,329		8,329
359.	8,329		8,329
360.	8,329		8,329
361.	8,329		8,329
362.	8,329		8,329
363.	8,329		8,329
364.	8,329		8,329
365.	8,329		8,329
366.	8,329		8,329
367.	8,329		8,329
368.	8,329		8,329
369.	8,329		8,329
370.	8,329		8,329
371.	8,329		8,329

	L ATTC on eligible expenditures (lesser of columns I and K) 470	M ATTC on repayment of government assistance (see note 5) 480	N ATTC for each apprentice (column L or M, whichever applies) 490
372.	8,329		8,329
373.	8,329		8,329
374.	8,329		8,329
375.	1,342		1,342
376.	8,329		8,329
377.	8,329		8,329
378.	8,329		8,329
379.	8,329		8,329
380.	8,329		8,329
381.	8,329		8,329
382.	8,329		8,329
383.	8,329		8,329
384.	8,329		8,329
385.	8,329		8,329
386.	8,329		8,329
387.	8,329		8,329
388.	8,329		8,329
389.	8,329		8,329
390.	8,329		8,329
391.	8,329		8,329
392.	8,329		8,329
393.	8,329		8,329
394.	8,329		8,329
395.	8,329		8,329
396.	8,329		8,329
397.	8,329		8,329
398.	8,329		8,329
399.	8,329		8,329
400.	8,329		8,329
401.	8,329		8,329
402.	8,329		8,329
403.	8,329		8,329
404.	8,329		8,329
405.	8,329		8,329
406.	8,329		8,329
407.	8,329		8,329
408.	8,329		8,329
409.	8,329		8,329
410.	8,329		8,329
411.	8,329		8,329
412.	8,329		8,329
413.	8,329		8,329
414.	8,329		8,329
415.	8,329		8,329
416.	8,329		8,329
417.	8,329		8,329
418.	8,329		8,329
419.	8,329		8,329
420.	8,329		8,329
421.	2,685		2,685
422.	8,329		8,329
423.	8,329		8,329
424.	8,329		8,329

	L ATTC on eligible expenditures (lesser of columns I and K)	M ATTC on repayment of government assistance (see note 5)	N ATTC for each apprentice (column L or M, whichever applies)
	470	480	490
425.	8,329		8,329
426.	8,329		8,329
427.	8,329		8,329
428.	8,329		8,329
429.	8,329		8,329
430.	8,329		8,329
431.	8,329		8,329
432.	8,329		8,329
433.	8,329		8,329
434.	8,329		8,329
435.	8,329		8,329
436.	8,329		8,329
437.	8,329		8,329
438.	8,329		8,329
439.	8,329		8,329
440.	8,329		8,329
441.	8,329		8,329
442.	8,329		8,329
443.	8,329		8,329
444.	8,329		8,329
445.	8,329		8,329
446.	8,329		8,329
447.	8,329		8,329
448.	8,329		8,329
449.	8,329		8,329
450.	4,534		4,534
451.	6,493		6,493
452.	6,493		6,493
453.	8,329		8,329
454.	8,329		8,329
455.	8,329		8,329
456.	8,329		8,329
457.	7,123		7,123
458.	8,329		8,329
459.	3,260		3,260
460.	8,329		8,329
461.	8,329		8,329
462.	8,329		8,329
463.	8,329		8,329
464.	8,329		8,329
465.	8,329		8,329
466.	8,329		8,329
467.	8,329		8,329
468.	8,329		8,329
469.	8,329		8,329
470.	8,329		8,329
471.	8,329		8,329
472.	8,329		8,329
473.	8,329		8,329
474.	8,329		8,329
475.	8,329		8,329
476.	8,329		8,329
477.	8,329		8,329

	L ATTC on eligible expenditures (lesser of columns I and K) 470	M ATTC on repayment of government assistance (see note 5) 480	N ATTC for each apprentice (column L or M, whichever applies) 490
478.	8,329		8,329
479.	8,329		8,329
480.	8,329		8,329
481.	8,329		8,329
482.	8,329		8,329
483.	8,329		8,329
484.	8,329		8,329
485.	8,329		8,329
486.	8,329		8,329
487.	8,329		8,329
488.	8,329		8,329
489.	8,329		8,329
490.	8,329		8,329
491.	8,329		8,329
492.	8,329		8,329
493.	8,329		8,329
494.	8,329		8,329
495.	8,329		8,329
496.	8,329		8,329
497.	8,329		8,329
498.	8,329		8,329
499.	8,329		8,329
500.	8,329		8,329
501.	8,329		8,329
502.	8,329		8,329
503.	8,329		8,329
504.	8,329		8,329
505.	8,329		8,329
506.	8,329		8,329
507.	8,329		8,329
508.	8,329		8,329
509.	8,329		8,329
510.	8,329		8,329
511.	8,329		8,329
512.	8,329		8,329
513.	8,329		8,329
514.	8,329		8,329
515.	8,329		8,329
516.	8,329		8,329
517.	8,329		8,329
518.	8,329		8,329
519.	8,329		8,329
520.	8,329		8,329
521.	466		466
522.	8,329		8,329
523.	8,329		8,329
524.	8,329		8,329
525.	8,329		8,329
526.	8,329		8,329
527.	8,329		8,329
528.	8,329		8,329
529.	8,329		8,329
530.	8,329		8,329

	L ATTC on eligible expenditures (lesser of columns I and K) 470	M ATTC on repayment of government assistance (see note 5) 480	N ATTC for each apprentice (column L or M, whichever applies) 490
531.	8,329		8,329
532.	8,329		8,329
533.	8,329		8,329
534.	8,329		8,329
535.	8,329		8,329
536.	8,329		8,329
537.	8,329		8,329
538.	7,485		7,485
539.	8,329		8,329
540.	8,329		8,329
541.	8,329		8,329
542.	8,329		8,329
543.	8,329		8,329
544.	8,329		8,329
545.	8,329		8,329
546.	8,329		8,329
547.	8,329		8,329
548.	8,329		8,329
549.	8,329		8,329
550.	8,329		8,329
551.	8,329		8,329
552.	8,329		8,329
553.	8,329		8,329
554.	8,329		8,329
555.	8,329		8,329
556.	8,329		8,329
557.	8,329		8,329
558.	8,329		8,329
559.	8,329		8,329
560.	8,329		8,329
561.	8,329		8,329
562.	8,329		8,329
563.	6,384		6,384
564.	8,329		8,329
565.	8,329		8,329
566.	8,329		8,329
567.	8,329		8,329
568.	8,329		8,329
569.	6,493		6,493
570.	6,493		6,493
571.	6,493		6,493
572.	6,493		6,493
573.	6,493		6,493
574.	8,137		8,137
575.	6,493		6,493
576.	6,493		6,493
577.	6,493		6,493
578.	6,493		6,493
579.	6,493		6,493
580.	8,329		8,329
581.	8,329		8,329
582.	8,329		8,329
583.	8,329		8,329

	L ATTC on eligible expenditures (lesser of columns I and K)	M ATTC on repayment of government assistance (see note 5)	N ATTC for each apprentice (column L or M, whichever applies)
	470	480	490
584.	8,329		8,329
585.	8,329		8,329
586.	8,329		8,329
587.	8,329		8,329
588.	8,329		8,329
589.	8,329		8,329
590.	8,219		8,219
591.	3,945		3,945
592.	8,219		8,219
593.	7,644		7,644
594.	7,644		7,644
595.	7,644		7,644
596.	7,644		7,644
597.	7,644		7,644
598.	7,644		7,644
599.	7,644		7,644
600.	7,644		7,644
601.	7,644		7,644
602.	7,644		7,644
603.	7,644		7,644
604.	7,644		7,644
605.	7,644		7,644
606.	7,644		7,644
607.	7,644		7,644
608.	7,644		7,644
609.	7,644		7,644
610.	7,644		7,644
611.	7,644		7,644
612.	7,644		7,644
613.	7,644		7,644
614.	6,877		6,877
615.	6,877		6,877
616.	6,877		6,877
617.	6,877		6,877
618.	6,877		6,877
619.	6,877		6,877
620.	6,877		6,877
621.	6,877		6,877
622.	6,877		6,877
623.	6,877		6,877
624.	6,877		6,877
625.	6,877		6,877
626.	6,877		6,877
627.	6,877		6,877
628.	6,877		6,877
629.	2,630		2,630
630.	6,493		6,493
631.	6,411		6,411
632.	6,411		6,411
633.	6,411		6,411
634.	6,411		6,411
635.	6,411		6,411
636.	6,301		6,301

	L ATTC on eligible expenditures (lesser of columns I and K)	M ATTC on repayment of government assistance (see note 5)	N ATTC for each apprentice (column L or M, whichever applies)
	470	480	490
637.	6,301		6,301
638.	6,301		6,301
639.	6,301		6,301
640.	6,301		6,301
641.	6,301		6,301
642.	6,301		6,301
643.	6,301		6,301
644.	6,301		6,301
645.	6,301		6,301
646.	6,301		6,301
647.	6,301		6,301
648.	6,301		6,301
649.	6,301		6,301
650.	6,301		6,301
651.	6,301		6,301
652.	6,301		6,301
653.	4,055		4,055
654.	5,534		5,534
655.	5,534		5,534
656.	5,534		5,534
657.	5,534		5,534
658.	5,534		5,534
659.	5,534		5,534
660.	5,534		5,534
661.	5,534		5,534
662.	5,534		5,534
663.	5,534		5,534
664.	5,534		5,534
665.	5,534		5,534
666.	5,534		5,534
667.	5,534		5,534
668.	5,534		5,534
669.	5,534		5,534
670.	5,534		5,534
671.	5,534		5,534
672.	5,534		5,534
673.	5,534		5,534
674.	5,534		5,534
675.	1,178		1,178
676.	1,205		1,205
677.	2,575		2,575
678.	2,575		2,575
679.	2,575		2,575
680.	2,575		2,575
681.	2,575		2,575
682.	2,575		2,575
683.	2,575		2,575
684.	2,575		2,575
685.	2,575		2,575
686.	2,575		2,575
687.	2,575		2,575
688.	2,575		2,575
689.	2,575		2,575

	L ATTC on eligible expenditures (lesser of columns I and K) 470	M ATTC on repayment of government assistance (see note 5) 480	N ATTC for each apprentice (column L or M, whichever applies) 490
690.	2,575		2,575
691.	2,575		2,575
692.	2,575		2,575
693.	2,192		2,192
694.	2,192		2,192
695.	2,192		2,192
696.	2,192		2,192
697.	2,192		2,192
698.	2,192		2,192
699.	2,192		2,192
700.	2,192		2,192
701.	2,192		2,192
702.	2,192		2,192
703.	2,192		2,192
704.	2,192		2,192
705.	2,192		2,192
706.	2,192		2,192
707.	2,192		2,192
708.	2,192		2,192
709.	2,192		2,192
710.	2,096		2,096
711.	2,096		2,096
712.	2,096		2,096
713.	2,096		2,096
714.	2,096		2,096
715.	2,096		2,096
716.	2,096		2,096
717.	2,096		2,096
718.	2,096		2,096
719.	2,096		2,096
720.	2,096		2,096
721.	2,096		2,096
722.	1,616		1,616
723.	1,192		1,192
724.	1,192		1,192
725.	1,192		1,192
726.	896		896
727.	1,137		1,137
728.	1,137		1,137
729.	1,137		1,137
730.	1,137		1,137
731.	1,137		1,137
732.	1,137		1,137
733.	1,137		1,137
734.	1,137		1,137
735.	1,137		1,137
736.	1,137		1,137
737.	1,137		1,137
738.	1,137		1,137
739.	1,137		1,137
740.	1,137		1,137
741.	1,137		1,137
742.	1,137		1,137

	L ATTC on eligible expenditures (lesser of columns I and K)	M ATTC on repayment of government assistance (see note 5)	N ATTC for each apprentice (column L or M, whichever applies)
	470	480	490
743.	644		644
744.	4,137		4,137
745.	1,425		1,425
746.	7,370		7,370
747.	5,041		5,041
748.	6,137		6,137
749.	5,918		5,918
750.	7,589		7,589
751.	8,329		8,329
752.	5,863		5,863
753.	2,630		2,630
754.	2,356		2,356

Ontario apprenticeship training tax credit (total of amounts in column N)

500

5,221,673 **O**

Or, if the corporation answered **yes** at line 150 in Part 1, determine the partner's share of amount O:

Amount O _____ x percentage on line 170 in Part 1 _____ % = **P**

Enter amount O or P, whichever applies, on line 454 of Schedule 5 *Tax Calculation Supplementary – Corporations*. If you are filing more than one Schedule 552, **add** the amounts from line O or P, whichever applies, on all the schedules, and enter the total amount on line 454 of Schedule 5.

Note 5: Include the amount of government assistance repaid in the tax year multiplied by the specified percentage for the tax year in which the government assistance was received, to the extent that the government assistance reduced the ATTC in that tax year. Complete **separate entry** for each repayment of government assistance.

See the privacy notice on your return

Corporate Taxpayer Summary

Corporate information

Corporation's name Hydro One Networks Inc.
 Taxation Year 2015-01-01 to 2015-10-31
 Jurisdiction Ontario

BC	AB	SK	MB	ON	QC	NB	NS	NO	PE	NL	XO	YT	NT	NU	OC
<input type="checkbox"/>	<input type="checkbox"/>	<input type="checkbox"/>	<input type="checkbox"/>	<input checked="" type="checkbox"/>	<input type="checkbox"/>	<input type="checkbox"/>	<input type="checkbox"/>	<input type="checkbox"/>	<input type="checkbox"/>	<input type="checkbox"/>	<input type="checkbox"/>	<input type="checkbox"/>	<input type="checkbox"/>	<input type="checkbox"/>	<input type="checkbox"/>

Corporation is associated Y
 Corporation is related Y
 Number of associated corporations 27
 Type of corporation Canadian-Controlled Private Corporation
 Total amount due (refund) federal
 and provincial* -10,205,810

* The amounts displayed on lines "Total amount due (refund) federal and provincial" are all listed in the help. Press F1 to consult the context-sensitive help.

Summary of federal information

Net income			1,236,494,923
Taxable income			1,235,974,281
Donations			520,642
Calculation of income from an active business carried on in Canada			1,236,491,829
Dividends paid			870,455,244
Dividends paid – Regular	870,455,244		
Dividends paid – Eligible			
Balance of the low rate income pool at the end of the previous year			
Balance of the low rate income pool at the end of the year			
Balance of the general rate income pool at the end of the previous year			2,405,250,113
Balance of the general rate income pool at the end of the year			3,295,149,368
Part I tax (base amount)			469,670,227
Credits against part I tax	Summary of tax	Refunds/credits	
Small business deduction	Part I	ITC refund	
M&P deduction	Part IV	Dividends refund	825
Foreign tax credit	Part III.1	Instalments	329,521,834
Investment tax credits	Other*	Surtax credit	
Abatement/Other*	Provincial or territorial tax	Other*	
		Balance due/refund (-)	-10,205,810

* The amounts displayed on lines "Other" are all listed in the Help. Press F1 to consult the context-sensitive help.

Summary of federal carryforward/carryback information

Carryforward balances	
Capital dividend amount	10,605,423
Financial statement reserve	2,050,508,096

Summary of provincial information – provincial income tax payable

	Ontario	Québec (CO-17)	Alberta (AT1)
Net income	1,236,494,923		
Taxable income	1,235,974,281		
% Allocation	100.00		
Attributed taxable income	1,235,974,281		
Tax payable before deduction*	142,137,042		
Deductions and credits	296,848		
Net tax payable	141,840,194		
Attributed taxable capital	N/A		N/A
Capital tax payable**	N/A		N/A
Total tax payable***	141,840,194		
Instalments and refundable credits	6,174,640		
Balance due/Refund (-)	135,665,554		
Logging tax payable (COZ-1179)			
Tax payable	N/A		N/A

* For Québec, this includes special taxes.
 ** For Québec, this includes compensation tax and registration fee.
 *** For Ontario, this includes the corporate minimum tax, the Crown royalties' additional tax, the transitional tax debit, the recaptured research and development tax credit and the special additional tax debit on life insurance corporations. The Balance due/Refund is included in the federal Balance due/refund.

Summary – taxable capital

Federal

Corporate name	Taxable capital used to calculate the business limit reduction (T2, line 415)	Taxable capital used to calculate the SR&ED expenditure limit for a CCPC (Schedules 31 and 49)	Taxable capital used to calculate line 233 of the T2 return	Taxable capital used to calculate line 234 of the T2 return
Hydro One Networks Inc.	6,977,000,000	6,977,000,000	4,452,000,000	4,452,000,000
HYDRO ONE LIMITED				
HYDRO ONE INC.				
2486267 ONTARIO INC				
2486268 ONTARIO INC				
HYDRO ONE REMOTE COMMUNITIES INC.				
HYDRO ONE TELECOM INC.				
HYDRO ONE TELECOM LINK LIMITED				
MUNICIPAL BILLING SERVICES INC				
HYDRO ONE LAKE ERIE LINK MANAGEMENT INC				
1938454 ONTARIO INC.				
1943404 ONTARIO INC.				
B2M GP INC.				
HYDRO ONE B2M HOLDINGS INC				
HYDRO ONE B2M LP INC.				
NORFOLK ENERGY INC				
NORFOLK POWER DISTRIBUTION INC				
HALDIMAND COUNTY ENERGY INC				
HALDIMAND COUNTY HYDRO INC				
Woodstock Hydro Services Inc.				
Woodstock Hydro Holdings Inc.				
1908872 ONTARIO INC.				
1908873 ONTARIO INC.				
1937672 ONTARIO INC.				
1937680 ONTARIO INC.				

Federal

Corporate name	Taxable capital used to calculate the business limit reduction (T2, line 415)	Taxable capital used to calculate the SR&ED expenditure limit for a CCPC (Schedules 31 and 49)	Taxable capital used to calculate line 233 of the T2 return	Taxable capital used to calculate line 234 of the T2 return
1937681 ONTARIO INC.				
Hydro One Brampton Networks Inc.				
HYDRO ONE EAST WEST TIE INC.				
Total	6,977,000,000	6,977,000,000	4,452,000,000	4,452,000,000

Québec

Corporate name	Paid-up capital used to calculate the Québec business limit reduction (CO-771 and CO-771.1.3) and to calculate the additional deduction for transportation costs of remote manufacturing SMEs (CO-156.TR)	Paid-up capital used to calculate the tax credit for investment (CO-1029.8.36.IN)	Paid-up capital used to calculate the 1 million deduction (CO-1137.A and CO-1137.E)
Total			

Ontario

Corporate name	Specified capital used to calculate the expenditure limit – Ontario innovation tax credit (Schedule 566)
Hydro One Networks Inc.	6,968,000,000
HYDRO ONE LIMITED	
HYDRO ONE INC.	
2486267 ONTARIO INC	
2486268 ONTARIO INC	
HYDRO ONE REMOTE COMMUNITIES INC.	
HYDRO ONE TELECOM INC.	
HYDRO ONE TELECOM LINK LIMITED	
MUNICIPAL BILLING SERVICES INC	
HYDRO ONE LAKE ERIE LINK MANAGEMENT INC	
1938454 ONTARIO INC.	
1943404 ONTARIO INC.	
B2M GP INC.	
HYDRO ONE B2M HOLDINGS INC	
HYDRO ONE B2M LP INC.	
NORFOLK ENERGY INC	
NORFOLK POWER DISTRIBUTION INC	
HALDIMAND COUNTY ENERGY INC	
HALDIMAND COUNTY HYDRO INC	
Woodstock Hydro Services Inc.	
Woodstock Hydro Holdings Inc.	
1908872 ONTARIO INC.	
1908873 ONTARIO INC.	
1937672 ONTARIO INC.	
1937680 ONTARIO INC.	

Ontario

Corporate name	Specified capital used to calculate the expenditure limit – Ontario innovation tax credit (Schedule 566)
1937681 ONTARIO INC.	
Hydro One Brampton Networks Inc.	
HYDRO ONE EAST WEST TIE INC.	
Total	6,968,000,000

Other provinces

Corporate name	Capital used to calculate the Newfoundland and Labrador capital deduction on financial institutions (Schedule 306)
Total	

Five-Year Comparative Summary

	Current year	1st prior year	2nd prior year	3rd prior year	4th prior year
Federal information (T2)					
Taxation year end	2015-10-31	2014-12-31	2013-12-31	2012-12-31	2011-12-31
Net income	1,236,494,923	298,627,556	428,405,133	487,936,028	564,971,095
Taxable income	1,235,974,281	297,411,344	427,742,633	487,554,778	564,502,345
Active business income	1,236,491,829	298,627,556	428,405,133	487,891,364	564,971,095
Dividends paid	870,455,244	744,503,509	220,455,653	270,455,293	182,955,551
Dividends paid – Regular	870,455,244	744,503,509	220,455,653	270,455,293	182,955,551
Dividends paid – Eligible					
LRIP – end of the previous year					
LRIP – end of the year					
GRIP – end of the previous year	2,405,250,113	2,191,113,945	1,883,139,249	1,532,131,967	1,136,980,325
GRIP – end of the year	3,295,149,368	2,405,250,113	2,191,113,945	1,883,139,249	1,532,131,967
Donations	520,642	1,216,212	662,500	381,250	468,750
Balance due/refund (-)	-10,205,810	-9,666,762	-13,110,926	-10,219,916	-6,378,052
Line 996 – Amended tax return	<input type="checkbox"/>	<input type="checkbox"/>	<input type="checkbox"/>	<input type="checkbox"/>	<input type="checkbox"/>
Loss carrybacks requested in prior years to reduce taxable income					
Taxation year end	2015-10-31	2014-12-31	2013-12-31	2012-12-31	2011-12-31
Taxable income before loss carrybacks	N/A	N/A	427,742,633	487,554,778	564,502,345
Non-capital losses	N/A	N/A			
Net capital losses (50%)	N/A	N/A			
Restricted farm losses	N/A	N/A			
Farm losses	N/A	N/A			
Listed personal property losses (50%)	N/A	N/A			
Total loss carried back to prior years	N/A	N/A			
Adjusted taxable income after loss carrybacks	N/A	N/A	427,742,633	487,554,778	564,502,345
Losses in the current year carried back to previous years to reduce taxable income (according to Schedule 4)					
Taxation year end	2015-10-31	2014-12-31	2013-12-31	2012-12-31	2011-12-31
Adjusted taxable income before current year loss carrybacks*	N/A	297,411,344	427,742,633	487,554,778	N/A
Non-capital losses	N/A				N/A
Net capital losses (50%)	N/A				N/A
Restricted farm losses	N/A				N/A
Farm losses	N/A				N/A
Listed personal property losses (50%)	N/A				N/A
Total current year losses carried back to prior years	N/A				N/A
Adjusted taxable income after loss carrybacks	N/A	297,411,344	427,742,633	487,554,778	N/A

* The adjusted taxable income before current year loss carryback takes into account loss carrybacks that were made in prior taxation years.

Loss carrybacks requested in prior years to reduce taxable dividends subject to Part IV tax

Taxation year end	2015-10-31	2014-12-31	2013-12-31	2012-12-31	2011-12-31
Part IV tax multiplied by 3 before loss carrybacks	N/A	N/A			
Non-capital losses	N/A	N/A			
Farm losses	N/A	N/A			
Total loss carried back to prior years	N/A	N/A			
Adjusted Part IV tax multiplied by 3 after loss carrybacks	N/A	N/A			

Losses in the current year carried back to previous years to reduce taxable dividends subject to Part IV tax (according to Schedule 4)

Taxation year end	2015-10-31	2014-12-31	2013-12-31	2012-12-31	2011-12-31
Part IV tax multiplied by 3 before current year loss carrybacks**	N/A				N/A
Non-capital losses	N/A				N/A
Farm losses	N/A				N/A
Total current year losses carried back to prior years	N/A				N/A
Adjusted Part IV tax multiplied by 3 after loss carrybacks	N/A				N/A

** The adjusted Part IV tax multiplied by 3 before current year loss carrybacks takes into account loss carrybacks that were made in prior taxation years. This amount is multiplied by 3 to help you identify the amount of the loss that is needed to reduce Part IV tax payable to zero.

Federal taxes

Taxation year end	2015-10-31	2014-12-31	2013-12-31	2012-12-31	2011-12-31
Part I	183,651,295	42,116,118	60,818,854	67,267,328	88,404,896
Part IV					
Part III.1					
Other*					

* The amounts displayed on lines "Other" are all listed in the help. Press F1 to consult the context-sensitive help.

Credits against part I tax

Taxation year end	2015-10-31	2014-12-31	2013-12-31	2012-12-31	2011-12-31
Small business deduction					
M&P deduction					
Foreign tax credit					
Political contribution					
Investment tax credit	1,745,456	2,495,584	3,342,542	5,874,673	4,737,990
Abatement/other*	284,273,682	68,404,609	98,380,805	112,131,793	121,368,005

* The amounts displayed on lines "Other" are all listed in the help. Press F1 to consult the context-sensitive help.

Refunds/credits

Taxation year end	2015-10-31	2014-12-31	2013-12-31	2012-12-31	2011-12-31
ITC refund					
Dividend refund	825			11,910	
Instalments	329,521,834	77,739,036	115,100,000	126,095,684	153,755,210
Surtax credit					
Other*					

* The amounts displayed on lines "Other" are all listed in the help. Press F1 to consult the context-sensitive help.

Ontario

Taxation year end	2015-10-31	2014-12-31	2013-12-31	2012-12-31	2011-12-31
Net income	1,236,494,923	298,627,556	428,405,133	487,936,028	564,971,095
Taxable income	1,235,974,281	297,411,344	427,742,633	487,554,778	564,502,345
% Allocation	100.00	100.00	100.00	100.00	100.00
Attributed taxable income	1,235,974,281	297,411,344	427,742,633	487,554,778	564,502,345
Surtax					
Income tax payable before deduction	142,137,042	34,202,305	49,190,403	56,068,799	66,317,397
Income tax deductions /credits	296,848	488,547	636,096	1,267,262	984,049
Net income tax payable	141,840,194	33,713,758	48,554,307	54,801,537	65,333,348
Taxable capital					
Capital tax payable					
Total tax payable*	141,840,194	33,713,758	48,554,307	54,801,537	65,333,348
Instalments and refundable credits	6,174,640	7,757,602	7,384,087	6,181,187	6,361,086
Balance due/refund**	135,665,554	25,956,156	41,170,220	48,620,350	58,972,262

* For taxation years ending before January 1, 2009, this includes the corporate minimum tax and the premium tax. For taxation years ending after December 31, 2008, this includes the corporate minimum tax, the Crown royalties' additional tax, the transitional tax debit, the recaptured research and development tax credit and the special additional tax debit on life insurance corporations.

** For taxation years ending after December 31, 2008, the Balance due/Refund is included in the federal Balance due/refund.

Attached Notes – Summary

Name of the cell Terminal loss (line 404 of Schedule 1) Form Sch. 8 - Capital cost allowance (CCA)

Please note that proceeds do not reflect FMV because the PILs arising from the deemed disposition of assets triggered by the exit from the PILs regime has already been paid under a separate process that has been the subject to a formal agreement with Ontario pursuant to subsection 16.1(5) of Regulation 207/99 of the Electricity Act, 1998 (Ontario).

E07463 - 2016-04-14

Keep this note when rolling forward the file

Scientific Research and Experimental Development (SR&ED) Expenditures Claim

Use this form:

- to provide technical information on your SR&ED projects;
- to calculate your SR&ED expenditures; and
- to calculate your qualified SR&ED expenditures for investment tax credits (ITC).

To claim an ITC, use either:

- Schedule T2SCH31, *Investment Tax Credit – Corporations*, or
- Form T2038(IND), *Investment Tax Credit (Individuals)*.

The information requested in this form and documents supporting your expenditures and project information (Part 2) are prescribed information.

Your SR&ED claim must be filed within 12 months of the filing due date of your income tax return.

To help you fill out this form, use the T4088, *Guide to Form T661*, which is available on our Web site: www.cra.gc.ca/sred.

Part 1 – General information

<p>010 Name of claimant</p> <p style="text-align: center;">Hydro One Networks Inc.</p> <hr/> <p>Tax year</p> <p>From: 2015-01-01 <small style="margin-left: 40px;">Year Month Day</small></p> <p>To: 2015-10-31 <small style="margin-left: 40px;">Year Month Day</small></p>	<p>Enter one of the following:</p> <div style="border: 1px solid black; padding: 5px; margin: 10px auto; width: 80%; text-align: center;"> <p>87086 5821 RC0001 Business number (BN)</p> </div> <div style="border: 1px solid black; padding: 5px; margin: 10px auto; width: 80%; text-align: center;"> <p> </p> <p>Social insurance number (SIN)</p> </div>								
<p>050 Total number of projects you are claiming this tax year:</p> <p style="text-align: center;">8</p>	<table border="1" style="width: 100%; border-collapse: collapse;"> <tr> <td style="width: 50%;">105 Telephone number/extension</td> <td style="width: 50%;">110 Fax number</td> </tr> <tr> <td style="text-align: center;">(416) 345-6812</td> <td style="text-align: center;">(416) 345-6978</td> </tr> <tr> <td>115 Contact person for the technical information</td> <td>125 Fax number</td> </tr> <tr> <td style="text-align: center;">Brian Soares</td> <td style="text-align: center;">(416) 345-6978</td> </tr> </table>	105 Telephone number/extension	110 Fax number	(416) 345-6812	(416) 345-6978	115 Contact person for the technical information	125 Fax number	Brian Soares	(416) 345-6978
105 Telephone number/extension	110 Fax number								
(416) 345-6812	(416) 345-6978								
115 Contact person for the technical information	125 Fax number								
Brian Soares	(416) 345-6978								
<p>100 Contact person for the financial information</p> <p style="text-align: center;">Glendy Cheung</p>	<table border="1" style="width: 100%; border-collapse: collapse;"> <tr> <td style="width: 50%;">105 Telephone number/extension</td> <td style="width: 50%;">110 Fax number</td> </tr> <tr> <td style="text-align: center;">(416) 345-6812</td> <td style="text-align: center;">(416) 345-6978</td> </tr> </table>	105 Telephone number/extension	110 Fax number	(416) 345-6812	(416) 345-6978				
105 Telephone number/extension	110 Fax number								
(416) 345-6812	(416) 345-6978								

151 If this claim is filed for a partnership, was Form T5013 filed? 1 Yes 2 No

If you answered **no** to line 151, complete lines 153, 156 and 157.

153 Names of the partners	156 %	157 BN or SIN
1		
2		
3		
4		
5		

Part 2 - Project information

CRA internal form identifier 060
Code 1301

Complete a separate Part 2 for each project claimed this year.

Section A - Project identification
200 Project title (and identification code if applicable)
See schedule

Part 3 – Calculation of SR&ED expenditures

What did you spend on your SR&ED projects?

Section A – Select the method to calculate the SR&ED expenditures

I elect (choose) to use the following method to calculate my SR&ED expenditures and related investment tax credits (ITC) for this tax year.
I understand that my election is irrevocable (cannot be changed) for this tax year.

160 1 I elect to use the proxy method
(Enter "0" on line 360 and complete Part 5.)

162 1 I choose to use the traditional method
(Enter "0" on lines 355 and 502. Complete line 360.)

Section B – Calculation of allowable SR&ED expenditures (to the nearest dollar)

SR&ED portion of salary or wages of employees directly engaged in the SR&ED:

a) Employees other than specified employees for work performed in Canada	300 +	2,249,267
b) Specified employees for work performed in Canada	305 +	
Subtotal (add lines 300 and 305)	306 =	2,249,267
c) Employees other than specified employees for work performed outside Canada (subject to limitations – see guide)	307 +	
d) Specified employees for work performed outside Canada (subject to limitations – see guide)	309 +	
Salary or wages identified on line 315 in prior years that were paid in this tax year	310 +	
Salary or wages incurred in the year but not paid within 180 days of the tax year end	315	
Cost of materials consumed in performing SR&ED	320 +	102,154
Cost of materials transformed in performing SR&ED	325 +	
Contract expenditures for SR&ED performed on your behalf:		
a) Arm's length contracts (see note 1)	340 +	3,624,189
b) Non-arm's length contracts (see note 1)	345 +	
Lease costs of equipment used before 2014 :		
a) All or substantially all (90% of the time or more) for SR&ED	350 +	
b) Primarily (more than 50% of the time but less than 90%) for SR&ED. (Enter 50% of lease costs if you use the proxy method or enter "0" if you use the traditional method)	355 +	
Overhead and other expenditures (enter "0" if you use the proxy method)	360 +	1,186,828
Third-party payments (see note 2) (complete Form T1263*)	370 +	30,000
Total current SR&ED expenditures (add lines 306 to 370; do not add line 315) (Corporations may need to adjust line 118 of schedule T2SCH1)	380 =	7,192,438
Capital expenditures for depreciable property available for use before 2014 (Do not include these capital expenditures on schedule T2SCH8)	390 +	
Total allowable SR&ED expenditures (add lines 380 and 390)	400 =	7,192,438

Section C – Calculation of pool of deductible SR&ED expenditures (to the nearest dollar)

Amount from line 400	420	7,192,438
Deduct		
provincial government assistance for expenditures included on line 400	429 -	296,848
other government assistance for expenditures included on line 400	431 -	
non-government assistance for expenditures included on line 400	432 -	
SR&ED ITCs applied and/or refunded in the prior year (see guide)	435 -	1,556,784
sale of SR&ED capital assets and other deductions	440 -	
Subtotal (line 420 minus lines 429 to 440)	442 =	5,338,806
Add		
repayments of government and non-government assistance that previously reduced the SR&ED expenditure pool	445 +	
prior year's pool balance of deductible SR&ED expenditures (from line 470 of prior year T661)	450 +	
SR&ED expenditure pool transfer from amalgamation or wind-up	452 +	
amount of SR&ED ITC recaptured in the prior year	453 +	
Amount available for deduction (add lines 442 to 453) (enter positive amount only, include negative amount in income)	455 =	5,338,806
Deduction claimed in the year (Corporations should enter this amount on line 411 of schedule T2SCH1)	460 -	5,338,806
Pool balance of deductible SR&ED expenditures to be carried forward to future years (line 455 minus 460)	470 =	

* Form T1263, *Third-Party Payments for Scientific Research and Experimental Development (SR&ED)*

Note 1 – For contract expenditures made after 2013, no amounts for purchasing or leasing capital property can be included.

Note 2 – For third-party payments made after 2013, no amounts for purchasing or leasing capital property can be included.

Part 4 – Calculation of qualified SR&ED expenditures for investment tax credit (ITC) purposes

The resulting amount is used to calculate your refundable and/or non refundable ITC.

Enter the breakdown between current and capital expenditures (to the nearest dollar)			
		Current Expenditures	Capital Expenditures
Total expenditures for SR&ED (from lines 380 and 390)	492	7,192,438	496
Add			
payment of prior years' unpaid amounts (other than salary or wages) (see note 5)	500 +	271,904	
prescribed proxy amount (complete Part 5) (Enter "0" if you use the traditional method)	502 +		
expenditures on shared-use equipment for property acquired before 2014			504 +
qualified expenditures transferred to you (see note 3) (complete Form T1146**)	508 +		510 +
Subtotal (add lines 492 to 508, and add lines 496 to 510)	511 =	7,464,342	512 =
Deduct (see note 4)			
provincial government assistance	513 -	296,848	514 -
other government assistance	515 -		516 -
non-government assistance and contract payments	517 -		518 -
current expenditures (other than salary or wages) not paid within 180 days of the tax year end (see note 5)	520 -	112,882	
amounts paid in respect of an SR&ED contract to a person or partnership that is not a taxable supplier	528 -		
20% of expenditures included on lines 340 and 370 that were incurred after December 31, 2012	529 -	730,838	
prescribed expenditures not allowed by regulations (see guide)	530 -		532 -
other deductions (see guide)	533 -		535 -
non-arm's length transactions			
– assistance allocated to you (complete Form T1145*)	538 -		540 -
– expenditures for non-arm's length SR&ED contracts (from line 345)	541 -		
– adjustments to purchases (limited to costs) of goods and services from non-arm's length suppliers (see guide)	542 -		543 -
– qualified expenditures you transferred (complete Form T1146**)	544 -		546 -
Subtotal (line 511 minus lines 513 to 544 and line 512 minus lines 514 to 546)	557 =	6,323,774	558 =
Qualified SR&ED expenditures (add lines 557 and 558)			559 = 6,323,774
Add			
repayments of assistance and contract payments made in the year			560 +
Total qualified SR&ED expenditures for ITC purposes (add lines 559 and 560)			570 = 6,323,774

* Form T1145, *Agreement to Allocate Assistance for SR&ED Between Persons Not Dealing at Arm's Length*

** Form T1146, *Agreement to Transfer Qualified Expenditures Incurred in Respect of SR&ED Contracts Between Persons Not Dealing at Arm's Length*

Note 3 – On line 510 (capital) – Only include expenditures made before 2014 by the transferor (performer). Complete the latest version of Form T1146.

Note 4 – On lines 514, 516, 518, 532, 535, 540, 543 and 546 – Only include amounts related to expenditures of a capital nature made before 2014.

Note 5 – For arm's length contracts, only include 80% of the contract amount.

Part 5 – Calculation of prescribed proxy amount (PPA)

A notional amount representing your overhead and other expenditures.

This part calculates the PPA to enter on line 502 in Part 4. Do not complete this part if you have chosen to use the traditional method in Part 3 (line 162). You can only claim a PPA if you elected to use the proxy method for the year in Part 3 (line 160).

Special rules apply for specified employees. Calculate your salary base in Section A and the PPA in Section B.

Section A – Salary base					
Salary or wages of employees other than specified employees (from lines 300 and 307)					810 +
Deduct					
Bonuses, remuneration based on profits, and taxable benefits that were included on line 810					812 -
Subtotal (line 810 minus 812)					814 =
Salary or wages of specified employees					
850 Column 1	852 Column 2	854 Column 3	856 Column 4	858 Column 5	860 Column 6
Name of specified employee	Total salary or wages for the year (SR&ED and non-SR&ED) excluding bonuses, remuneration based on profits, and taxable benefits (to the nearest dollar)	% of time spent on SR&ED (maximum 75%)	Amount in column 2 multiplied by percentage in column 3	2,5 x A x B/365 A = Year's maximum pensionable earnings B = Number of days employed in tax year	Amount in column 4 or 5, whichever amount is less
(Enter total of column 6 on line 816)					816 +
Salary base (total of lines 814 and 816)					818 =

Section B – Prescribed proxy amount (PPA)	
Enter 65% of the salary base (line 818) less 5% of the salary base for the number of 2013 calendar days in the tax year, and less 10% of the salary base for number of days after 2013 in the tax year (use the formula in the guide-line 820)	820 =
Enter the amount from line 820 on line 502 in Part 4 unless the overall cap on PPA applies to you.	
(See the guide for explanation and example of the overall cap on PPA)	

Part 6 – Project costs

Information requested in this part must be provided foall SR&ED projects claimed in the year. Expenditures should be recorded and allocated on a project basis.

750	752	754	756
Project title or identification code	Salary or wages in the tax year	Cost of materials in the tax year	Contract expenditures for SR&ED performed on your behalf in the tax year
	(Total of lines 306 to 309)	(Total of lines 320 and 325)	(Total of lines 340 and 345)
1. 10-03 ADS – Remote Control of Distributed Generation	1,575,911	9,617	2,734,184
2. 11-01 Anti-Islanding Technology	78,352	2,488	
3. 11-03 Extreme Space Weather Preparedness	30,870	41,349	
4. 12-02 Controlling Power Quality Through FESS	35,580		
5. 13-04 Aging and Reliability Studies	3,142		188,005
6. 15-02 Data uncertainty reduction			579,000
7. 15-03 Mission Critical Protection Scheme Upgrade Methods	525,412	48,700	35,000

750	752	754	756
Project title or identification code	Salary or wages in the tax year	Cost of materials in the tax year	Contract expenditures for SR&ED performed on your behalf in the tax year
	(Total of lines 306 to 309)	(Total of lines 320 and 325)	(Total of lines 340 and 345)
8. 15-04 Distribution Impact of Electric Vehicles			88,000
Total	2,249,267	102,154	3,624,189

Part 7 – Additional information

Expenditures for SR&ED performed by you in Canada (line 400 minus lines 307, 309, 340, 345, and 370)		605	3,538,249
From the total you entered on line 605, estimate the percentage of distribution of the sources of funds for SR&ED performed within your organization.			
	Canadian (%)	Foreign (%)	
Internal	600 100.000		
Parent companies, subsidiaries, and affiliated companies	602	604	
Federal grants (do not include funds or tax credits from SR&ED tax incentives)	606		
Federal contracts	608		
Provincial funding	610		
SR&ED contract work performed for other companies on their behalf	612	614	
Other funding (e.g., universities, foreign governments)	616	618	
For statistical purposes indicate whether the work you performed falls within the realm of Basic or Applied research (to advance scientific knowledge) or Experimental development (to achieve a technological advancement):			
620 1 <input checked="" type="checkbox"/> Basic or Applied research	622 1 <input checked="" type="checkbox"/> Experimental development		
Enter the number of SR&ED personnel in full-time equivalents (FTE):			
Scientists and engineers	632	15	
Technologists and technicians	634	8	
Managers and administrators	636		
Other technical supporting staff	638		

Part 8 – Claim checklist

To ensure your claim is complete, make sure you have:

1. used the current version of this form
2. entered the method you have chosen for reporting your SR&ED expenditures in Section A of Part 3
3. completed Part 2 for each project
4. filed a completed Schedule T2SCH31 or Form T2038(IND) to claim ITCs on your qualified SR&ED expenditures
5. filed a completed Form T1145*, T1146**, T1174*** and/or T1263**** including any required attachments, if applicable

To expedite the processing of your claim, make sure you have:

1. completed Form T2, *Corporation Income Tax Return* or Form T1, *Income Tax and Benefit Return*
2. filed the appropriate provincial and/or territorial tax credit forms, if applicable
3. retained documents to support the SR&ED work performed and SR&ED expenditures you claimed
4. checked boxes 231 and 232 on page 2 of your T2 return to indicate attachment of Form T661 and Schedule T2SCH31

* Form T1145, *Agreement to Allocate Assistance for SR&ED Between Persons Not Dealing at Arm's Length*

** Form T1146, *Agreement to Transfer Qualified Expenditures Incurred in Respect of SR&ED Contracts Between Persons Not Dealing at Arm's Length*

*** Form T1174, *Agreement Between Associated Corporations to Allocate Salary or Wages of Specified Employees for Scientific Research and Experimental Development (SR&ED)*

**** Form T1263, *Third-Party Payments for Scientific Research and Experimental Development (SR&ED)*

Part 9 – Claim preparer information

Information requested in this part must be provided for each claim preparer that has accepted consideration to prepare or assist in the preparation of this SR&ED claim. Certification is required on lines 935, 970, and 975.

A \$1000 penalty may be assessed if the information requested below about the claim preparer(s) and billing arrangement(s), is missing, incomplete, or inaccurate. Where a claim preparer has prepared or assisted in the preparation of this SR&ED form, the claimant and the claim preparer will be jointly and severally, or solidarily, liable for the penalty.

935 Was a claim preparer engaged in any aspect of the preparation of this SR&ED claim?

- 1 Yes (complete the claim preparer information table and lines 970 and 975 below)
- 2 No (complete lines 970 and 975)

Claim preparer information table


	940	945	950	955	960	965
	Name of claim preparer (company or individual)	Business number	Billing arrangement code (see codes*)	Billing rate (percentage, hourly/daily rate or flat fee)	Other billing arrangement(s) (Maximum 10 words)	Total fee paid, payable, or expected to pay
1	[REDACTED]	[REDACTED]	4	80,000.00		80,000
Total						80,000

*** Billing arrangement codes**

Code	Type of billing arrangement
1	Contingency fee arrangement – where the fee is based on a percentage of the investment tax credit earned
2	Hourly rate
3	Daily rate
4	Flat fee arrangement (lump sum)
5	Other arrangements – describe the arrangement in box 960 in 10 words or less

970 I, GIOVANNA BARAGETTI, certify that the information provided in this part is complete

Name of authorized signing officer of the corporation, or individual (print) and accurate.



Signature

975 2016-04-27
Year Month Day

Part 10 – Certification

I certify that I have examined the information provided on this form and on the attachments and it is true, correct, and complete.

165 GIOVANNA BARAGETTI
Name of authorized signing officer of the corporation, or individual


Signature

170 2016-04-27
Date

175 [REDACTED]
Name of person/firm who completed this form

Privacy Notice

Personal information is collected pursuant to subsections 37(1), 37(11), and 162(5.1) of the *Income Tax Act* (the Act) and is used for verification of compliance, administration and enforcement of the Scientific Research and Experimental Development (SR&ED) program requirements.

Information may also be used for the administration and enforcement of other provisions of the Act, including assessment, audit, enforcement, collections, and appeals, and may be disclosed under information-sharing agreements in accordance with the Act. Incomplete or inaccurate information may result in assessment of monetary penalties and delays in processing SR&ED claims.

The social insurance number is collected pursuant to section 237 of the Act and is used for identification purposes.

Information is described in personal information bank CRA PPU 441 "Scientific Research and Experimental Development" in the Canada Revenue Agency (CRA) chapter of *Info Source*. Personal information is protected under the *Privacy Act*, and individuals have a right of access to, correction, and protection of their personal information. Further details regarding requests for personal information at the CRA and our *Info Source* chapter can be found at www.cra.gc.ca/atip.

T2 Corporation Income Tax Return

200

This form serves as a federal, provincial, and territorial corporation income tax return, unless the corporation is located in Quebec or Alberta. If the corporation is located in one of these provinces, you have to file a separate provincial corporation return.

All legislative references on this return are to the federal *Income Tax Act* and *Income Tax Regulations*. This return may contain changes that had not yet become law at the time of publication.

Send one completed copy of this return, including schedules and the *General Index of Financial Information* (GIFI), to your tax centre or tax services office. You have to file the return within six months after the end of the corporation's tax year.

For more information see www.cra.gc.ca or Guide T4012, *T2 Corporation – Income Tax Guide*.

055 Do not use this area

Identification
Business number (BN) 001 87086 5821 RC0001

Corporation's name
002 HYDRO ONE NETWORKS INC.

Address of head office
Has this address changed since the last time we were notified? 010 1 Yes 2 No
(If yes, complete lines 011 to 018.)

011 483 BAY STREET, 8TH FLOOR

012 SOUTH TOWER

City Province, territory, or state

015 TORONTO 016 ON

Country (other than Canada) Postal code/Zip code

017 CA 018 M5G 2P5

Mailing address (if different from head office address)

Has this address changed since the last time we were notified? 020 1 Yes 2 No
(If yes, complete lines 021 to 028.)

021 c/o GIOVANNA BARAGETTI

022 483 BAY STREET, 7TH FLOOR

023 SOUTH TOWER

City Province, territory, or state

025 TORONTO 026 ON

Country (other than Canada) Postal code/Zip code

027 M5G 2P5 028

Location of books and records (if different from head office address)

Has the location of books and records changed since the last time we were notified? 030 1 Yes 2 No
(If yes, complete lines 031 to 038.)

031 483 BAY STREET, 7TH FLOOR

032 SOUTH TOWER

City Province, territory, or state

035 TORONTO 036 ON

Country (other than Canada) Postal code/Zip code

037 M5G 2P5 038

040 Type of corporation at the end of the tax year

1 Canadian-controlled private corporation (CCPC) 4 Corporation controlled by a public corporation

2 Other private corporation 5 Other corporation (specify, below)

3 Public corporation

If the type of corporation changed during the tax year, provide the effective date of the change 043

YYYY MM DD

To which tax year does this return apply?

Tax year start Tax year-end

060 2015-11-01 061 2015-11-04

YYYY MM DD YYYY MM DD

Has there been an acquisition of control to which subsection 249(4) applies since the tax year start on line 060? 063 1 Yes 2 No

If yes, provide the date control was acquired 065

YYYY MM DD

Is the date on line 061 a deemed tax year-end according to subsection 249(3.1)? 066 1 Yes 2 No

Is the corporation a professional corporation that is a member of a partnership? 067 1 Yes 2 No

Is this the first year of filing after:

Incorporation? 070 1 Yes 2 No

Amalgamation? 071 1 Yes 2 No

If yes, complete lines 030 to 038 and attach Schedule 24.

Has there been a wind-up of a subsidiary under section 88 during the current tax year? 072 1 Yes 2 No

If yes, complete and attach Schedule 24.

Is this the final tax year before amalgamation? 076 1 Yes 2 No

Is this the final return up to dissolution? 078 1 Yes 2 No

If an election was made under section 261, state the functional currency used 079

Is the corporation a resident of Canada? 080 1 Yes 2 No If no, give the country of residence on line 081 and complete and attach Schedule 97.

081

Is the non-resident corporation claiming an exemption under an income tax treaty? 082 1 Yes 2 No

If yes, complete and attach Schedule 91.

If the corporation is exempt from tax under section 149, tick one of the following boxes:

085 1 Exempt under paragraph 149(1)(e) or (l)

2 Exempt under paragraph 149(1)(j)

3 Exempt under paragraph 149(1)(t)

4 Exempt under other paragraphs of section 149

Do not use this area
095 096 098

Attachments

Financial statement information: Use GIF1 schedules 100, 125, and 141.

Schedules – Answer the following questions. For each **yes response, **attach** the schedule to the T2 return, unless otherwise instructed.**

	Yes	Schedule
Is the corporation related to any other corporations?	150 <input checked="" type="checkbox"/>	9
Is the corporation an associated CCPC?	160 <input checked="" type="checkbox"/>	23
Is the corporation an associated CCPC that is claiming the expenditure limit?	161 <input type="checkbox"/>	49
Does the corporation have any non-resident shareholders who own voting shares?	151 <input type="checkbox"/>	19
Has the corporation had any transactions, including section 85 transfers, with its shareholders, officers, or employees, other than transactions in the ordinary course of business? Exclude non-arm's length transactions with non-residents	162 <input type="checkbox"/>	11
If you answered yes to the above question, and the transaction was between corporations not dealing at arm's length, were all or substantially all of the assets of the transferor disposed of to the transferee?	163 <input type="checkbox"/>	44
Has the corporation paid any royalties, management fees, or other similar payments to residents of Canada?	164 <input type="checkbox"/>	14
Is the corporation claiming a deduction for payments to a type of employee benefit plan?	165 <input type="checkbox"/>	15
Is the corporation claiming a loss or deduction from a tax shelter?	166 <input type="checkbox"/>	T5004
Is the corporation a member of a partnership for which a partnership account number has been assigned?	167 <input type="checkbox"/>	T5013
Did the corporation, a foreign affiliate controlled by the corporation, or any other corporation or trust that did not deal at arm's length with the corporation have a beneficial interest in a non-resident discretionary trust (without reference to section 94)?	168 <input type="checkbox"/>	22
Did the corporation own any shares in one or more foreign affiliates in the tax year?	169 <input type="checkbox"/>	25
Has the corporation made any payments to non-residents of Canada under subsections 202(1) and/or 105(1) of the <i>Income Tax Regulations</i> ?	170 <input type="checkbox"/>	29
Did the corporation have a total amount over \$1 million of reportable transactions with non-arm's length non-residents?	171 <input type="checkbox"/>	T106
For private corporations: Does the corporation have any shareholders who own 10% or more of the corporation's common and/or preferred shares?	173 <input checked="" type="checkbox"/>	50
Has the corporation made payments to, or received amounts from, a retirement compensation plan arrangement during the year?	172 <input type="checkbox"/>	-----
Does the corporation earn income from one or more Internet webpages or websites?	180 <input type="checkbox"/>	88
Is the net income/loss shown on the financial statements different from the net income/loss for income tax purposes?	201 <input checked="" type="checkbox"/>	1
Has the corporation made any charitable donations; gifts to Canada, a province, or a territory; gifts of cultural or ecological property; or gifts of medicine?	202 <input checked="" type="checkbox"/>	2
Has the corporation received any dividends or paid any taxable dividends for purposes of the dividend refund?	203 <input checked="" type="checkbox"/>	3
Is the corporation claiming any type of losses?	204 <input checked="" type="checkbox"/>	4
Is the corporation claiming a provincial or territorial tax credit or does it have a permanent establishment in more than one jurisdiction?	205 <input checked="" type="checkbox"/>	5
Has the corporation realized any capital gains or incurred any capital losses during the tax year?	206 <input type="checkbox"/>	6
i) Is the corporation claiming the small business deduction and reporting income from: a) property (other than dividends deductible on line 320 of the T2 return), b) a partnership, c) a foreign business, or d) a personal services business; or ii) does the corporation have aggregate investment income at line 440?	207 <input type="checkbox"/>	7
Does the corporation have any property that is eligible for capital cost allowance?	208 <input checked="" type="checkbox"/>	8
Does the corporation have any property that is eligible capital property?	210 <input checked="" type="checkbox"/>	10
Does the corporation have any resource-related deductions?	212 <input type="checkbox"/>	12
Is the corporation claiming deductible reserves (other than transitional reserves under section 34.2)?	213 <input type="checkbox"/>	13
Is the corporation claiming a patronage dividend deduction?	216 <input type="checkbox"/>	16
Is the corporation a credit union claiming a deduction for allocations in proportion to borrowing or an additional deduction?	217 <input type="checkbox"/>	17
Is the corporation an investment corporation or a mutual fund corporation?	218 <input type="checkbox"/>	18
Is the corporation carrying on business in Canada as a non-resident corporation?	220 <input type="checkbox"/>	20
Is the corporation claiming any federal or provincial foreign tax credits, or any federal or provincial logging tax credits?	221 <input type="checkbox"/>	21
Does the corporation have any Canadian manufacturing and processing profits?	227 <input type="checkbox"/>	27
Is the corporation claiming an investment tax credit?	231 <input type="checkbox"/>	31
Is the corporation claiming any scientific research and experimental development (SR&ED) expenditures?	232 <input type="checkbox"/>	T661
Is the total taxable capital employed in Canada of the corporation and its related corporations over \$10,000,000?	233 <input checked="" type="checkbox"/>	33/34/35
Is the total taxable capital employed in Canada of the corporation and its associated corporations over \$10,000,000?	234 <input checked="" type="checkbox"/>	-----
Is the corporation claiming a surtax credit?	237 <input type="checkbox"/>	37
Is the corporation subject to gross Part VI tax on capital of financial institutions?	238 <input type="checkbox"/>	38
Is the corporation claiming a Part I tax credit?	242 <input type="checkbox"/>	42
Is the corporation subject to Part IV.1 tax on dividends received on taxable preferred shares or Part VI.1 tax on dividends paid?	243 <input type="checkbox"/>	43
Is the corporation agreeing to a transfer of the liability for Part VI.1 tax?	244 <input type="checkbox"/>	45
Is the corporation subject to Part II - Tobacco Manufacturers' surtax?	249 <input type="checkbox"/>	46
For financial institutions: Is the corporation a member of a related group of financial institutions with one or more members subject to gross Part VI tax?	250 <input type="checkbox"/>	39
Is the corporation claiming a Canadian film or video production tax credit refund?	253 <input type="checkbox"/>	T1131
Is the corporation claiming a film or video production services tax credit refund?	254 <input type="checkbox"/>	T1177
Is the corporation subject to Part XIII.1 tax? (Show your calculations on a sheet that you identify as Schedule 92.)	255 <input type="checkbox"/>	92

Attachments – continued from page 2

	Yes	Schedule
Did the corporation have any foreign affiliates in the tax year?	<input type="checkbox"/>	T1134
Did the corporation own or hold specified foreign property where the total cost amount of all such property, at any time in the year, was more than CAN\$100,000?	<input type="checkbox"/>	T1135
Did the corporation transfer or loan property to a non-resident trust?	<input type="checkbox"/>	T1141
Did the corporation receive a distribution from or was it indebted to a non-resident trust in the year?	<input type="checkbox"/>	T1142
Has the corporation entered into an agreement to allocate assistance for SR&ED carried out in Canada?	<input type="checkbox"/>	T1145
Has the corporation entered into an agreement to transfer qualified expenditures incurred in respect of SR&ED contracts?	<input type="checkbox"/>	T1146
Has the corporation entered into an agreement with other associated corporations for salary or wages of specified employees for SR&ED?	<input type="checkbox"/>	T1174
Did the corporation pay taxable dividends (other than capital gains dividends) in the tax year?	<input checked="" type="checkbox"/>	55
Has the corporation made an election under subsection 89(11) not to be a CCPC?	<input type="checkbox"/>	T2002
Has the corporation revoked any previous election made under subsection 89(11)?	<input type="checkbox"/>	T2002
Did the corporation (CCPC or deposit insurance corporation (DIC)) pay eligible dividends, or did its general rate income pool (GRIP) change in the tax year?	<input checked="" type="checkbox"/>	53
Did the corporation (other than a CCPC or DIC) pay eligible dividends, or did its low rate income pool (LRIP) change in the tax year?	<input type="checkbox"/>	54

Additional information

Did the corporation use the International Financial Reporting Standards (IFRS) when it prepared its financial statements?	270	1 Yes <input type="checkbox"/>	2 No <input checked="" type="checkbox"/>
Is the corporation inactive?	280	1 Yes <input type="checkbox"/>	2 No <input checked="" type="checkbox"/>
What is the corporation's main revenue-generating business activity?		221122 Electric Power Distribution	
Specify the principal product(s) mined, manufactured, sold, constructed, or services provided, giving the approximate percentage of the total revenue that each product or service represents.	284	Electricity	285 100.000 %
	286		287 %
	288		289 %
Did the corporation immigrate to Canada during the tax year?	291	1 Yes <input type="checkbox"/>	2 No <input checked="" type="checkbox"/>
Did the corporation emigrate from Canada during the tax year?	292	1 Yes <input type="checkbox"/>	2 No <input checked="" type="checkbox"/>
Do you want to be considered as a quarterly instalment remitter if you are eligible?	293	1 Yes <input type="checkbox"/>	2 No <input type="checkbox"/>
If the corporation was eligible to remit instalments on a quarterly basis for part of the tax year, provide the date the corporation ceased to be eligible	294	YYYY MM DD	
If the corporation's major business activity is construction, did you have any subcontractors during the tax year?	295	1 Yes <input type="checkbox"/>	2 No <input type="checkbox"/>

Taxable income

Net income or (loss) for income tax purposes from Schedule 1, financial statements, or GIFL.	300	-2,091,831	A
Deduct: Charitable donations from Schedule 2	311		
Gifts to Canada, a province, or a territory from Schedule 2	312		
Cultural gifts from Schedule 2	313		
Ecological gifts from Schedule 2	314		
Gifts of medicine from Schedule 2	315		
Taxable dividends deductible under section 112 or 113, or subsection 138(6) from Schedule 3	320		
Part VI.1 tax deduction*	325		
Non-capital losses of previous tax years from Schedule 4	331		
Net capital losses of previous tax years from Schedule 4	332		
Restricted farm losses of previous tax years from Schedule 4	333		
Farm losses of previous tax years from Schedule 4	334		
Limited partnership losses of previous tax years from Schedule 4	335		
Taxable capital gains or taxable dividends allocated from a central credit union	340		
Prospector's and grubstaker's shares	350		
	Subtotal		B
	Subtotal (amount A minus amount B) (if negative, enter "0")		C
Add: Section 110.5 additions or subparagraph 115(1)(a)(vii) additions	355		D
Taxable income (amount C plus amount D)	360		
Income exempt under paragraph 149(1)(t)	370		
Taxable income for a corporation with exempt income under paragraph 149(1)(t) (line 360 minus line 370)			Z

* This amount is equal to 3.5 times the Part VI.1 tax payable at line 724 on page 8.

Small business deduction

Canadian-controlled private corporations (CCPCs) throughout the tax year

Income from active business carried on in Canada from Schedule 7	400	A
Taxable income from line 360 on page 3 minus 100/28 3.57143 of the amount on line 632* on page 7, minus 4 times the amount on line 636** on page 7, and minus any amount that, because of federal law, is exempt from Part I tax	405	B
Business limit (see notes 1 and 2 below)	410	5,479 C

Notes:

- For CCPCs that are not associated, enter \$ 500,000 on line 410. However, if the corporation's tax year is less than 51 weeks, prorate this amount by the number of days in the tax year divided by 365, and enter the result on line 410.
- For associated CCPCs, use Schedule 23 to calculate the amount to be entered on line 410.

Business limit reduction:

Amount C	5,479	x	415 ***	10,062,000	D	=	4,900,418	E
				11,250				
Reduced business limit (amount C minus amount E) (if negative, enter "0")							425	F

Small business deduction

Amount A, B, C, or F, whichever is the least	x	Number of days in the tax year before January 1, 2016	4	x	17 %	=	1	
		Number of days in the tax year	4					
Amount A, B, C, or F, whichever is the least	x	Number of days in the tax year after December 31, 2015, and before January 1, 2017	4	x	17.5 %	=	2	
		Number of days in the tax year	4					
Total of amounts 1 and 2 (enter amount G on line I on page 7							430	G

* Calculate the amount of foreign non-business income tax credit deductible on line 632 without reference to the refundable tax on the CCPC's investment income (line 604) and without reference to the corporate tax reductions under section 123.4.

** Calculate the amount of foreign business income tax credit deductible on line 636 without reference to the corporation tax reductions under section 123.4.

***** Large corporations**

- If the corporation is not associated with any corporations in both the current and previous tax years, the amount to be entered on line 415 is: (total taxable capital employed in Canada for the **prior year** minus \$10,000,000) x 0.225%.
- If the corporation is not associated with any corporations in the current tax year, but was associated in the previous tax year, the amount to be entered on line 415 is: (total taxable capital employed in Canada for the **current year** minus \$10,000,000) x 0.225%.
- For corporations associated in the current tax year, see Schedule 23 for the special rules that apply.

General tax reduction for Canadian-controlled private corporations

Canadian-controlled private corporations throughout the tax year

Taxable income from page 3 (line 360 or amount Z, whichever applies)	_____	A
Lesser of amounts B9 and H9 from Part 9 of Schedule 27	_____ B	
Amount K13 from Part 13 of Schedule 27	_____ C	
Personal service business income	432 _____ D	
Amount used to calculate the credit union deduction (amount F from Schedule 17)	_____ E	
Amount from line 400, 405, 410, or 425 on page 4, whichever is the least	_____ F	
Aggregate investment income from line 440 on page 6*	_____ G	
Subtotal (add amounts B to G)	=====	H
Amount A minus amount H (if negative, enter "0")	=====	I
General tax reduction for Canadian-controlled private corporations — Amount I multiplied by	13 %	J

Enter amount J on line 638 on page 7.

* Except for a corporation that is, throughout the year, a cooperative corporation (within the meaning assigned by subsection 136(2)) or a credit union.

General tax reduction

Do not complete this area if you are a Canadian-controlled private corporation, an investment corporation, a mortgage investment corporation, a mutual fund corporation, or any corporation with taxable income that is not subject to the corporation tax rate of 38%.

Taxable income from page 3 (line 360 or amount Z, whichever applies)	_____	K
Lesser of amounts B9 and H9 from Part 9 of Schedule 27	_____ L	
Amount K13 from Part 13 of Schedule 27	_____ M	
Personal service business income	434 _____ N	
Amount used to calculate the credit union deduction (amount F from Schedule 17)	_____ O	
Subtotal (add amounts L to O)	=====	P
Amount K minus amount P (if negative, enter "0")	=====	Q
General tax reduction – Amount Q multiplied by	13 %	R

Enter amount R on line 639 on page 7.

Refundable portion of Part I tax

Canadian-controlled private corporations throughout the tax year

Aggregate investment income from Schedule 7 440	$\times (26 \ 2 / 3 + 4 \times \frac{\text{Number of days in the tax year after 2015}}{\text{Number of days in the tax year}}) \%$	= _____	A
Foreign non-business income tax credit from line 632 on page 7 _____ B			
Deduct: Foreign investment income from Schedule 7 445			
		$\times (9 \ 1 / 3 - 1 \ 1 / 3 \times \frac{\text{Number of days in the tax year after 2015}}{\text{Number of days in the tax year}}) \%$	= _____ C
		(if negative, enter "0") _____	D
Amount A minus amount D (if negative, enter "0")			E
Taxable income from line 360 on page 3			F
Deduct: Amount from line 400, 405, 410, or 425 on page 4, whichever is the least _____ G			
Foreign non-business income tax credit from line 632 on page 7		$\times 100 / 35 =$	H
Foreign business income tax credit from line 636 on page 7		$\times 4 =$	I
		Subtotal _____	J
		$\times (26 \ 2 / 3 + 4 \times \frac{\text{Number of days in the tax year after 2015}}{\text{Number of days in the tax year}}) \%$	K
		= _____	L
Part I tax payable minus investment tax credit refund (line 700 minus line 780 from page 8)			M
Refundable portion of Part I tax – Amount E, L, or M, whichever is the least		450	N

Refundable dividend tax on hand

Refundable dividend tax on hand at the end of the previous tax year	460		
Deduct: Dividend refund for the previous tax year	465		
Add the total of:			
Refundable portion of Part I tax from line 450 above			O
Total Part IV tax payable from Schedule 3			P
Net refundable dividend tax on hand transferred from a predecessor corporation on amalgamation, or from a wound-up subsidiary corporation	480		
Refundable dividend tax on hand at the end of the tax year – Amount O plus amount R		485	R

Dividend refund

Private and subject corporations at the time taxable dividends were paid in the tax year

Taxable dividends paid in the tax year from line 460 on page 2 of Schedule 3 <u>10,000,000,000</u>	$\times [(1 / 3) + (5 \times \frac{\text{Number of days in the tax year after 2015}}{\text{Number of days in the tax year}}) \%$	= _____	S
Refundable dividend tax on hand at the end of the tax year from line 485 above _____ T			
Dividend refund – Amount S or T, whichever is less			U
Enter amount U on line 784 on page 8.			

Part I tax

Base amount Part I tax – Taxable income from page 3 (line 360 or amount Z, whichever applies)	multiplied by	38 % . . .	550	A
Recapture of investment tax credit from Schedule 31			602	B
Calculation for the refundable tax on the Canadian-controlled private corporation's (CCPC) investment income (if it was a CCPC throughout the tax year)				
Aggregate investment income from line 440 on page 6				C
Taxable income from line 360 on page 3				D
Deduct:				
Amount from line 400, 405, 410, or 425 on page 4, whichever is the least				E
Net amount (amount D minus amount E)				F
Refundable tax on CCPC's investment income –				
		Number of days in the tax year after 2015		
(6 2 / 3 + 4 × _____) %			604	G
		4		
		Number of days in the tax year		
			Subtotal (add amounts A, B, and G)	H
Deduct:				
Small business deduction from line 430 on page 4				I
Federal tax abatement			608	
Manufacturing and processing profits deduction from Schedule 27			616	
Investment corporation deduction			620	
Taxed capital gains		624		
Additional deduction – credit unions from Schedule 17			628	
Federal foreign non-business income tax credit from Schedule 21			632	
Federal foreign business income tax credit from Schedule 21			636	
General tax reduction for CCPCs from amount J on page 5			638	
General tax reduction from amount R on page 5			639	
Federal logging tax credit from Schedule 21			640	
Eligible Canadian bank deduction under section 125.21			641	
Federal qualifying environmental trust tax credit			648	
Investment tax credit from Schedule 31			652	
			Subtotal	J
Part I tax payable – Amount H minus amount J				K
Enter amount K on line 700 on page 8.				

Privacy statement

Personal information is collected under the *Income Tax Act* to administer tax, benefits, and related programs. It may also be used for any purpose related to the administration or enforcement of the Act such as audit, compliance and the payment of debts owed to the Crown. It may be shared or verified with other federal, provincial/territorial government institutions to the extent authorized by law. Failure to provide this information may result in interest payable, penalties or other actions. Under the *Privacy Act*, individuals have the right to access their personal information and request correction if there are errors or omissions. Refer to Info Source <http://www.cra-arc.gc.ca/gncy/tp/nfsrc/nfsrc-eng.html>, personal information bank CRA PPU 047.

Summary of tax and credits

Federal tax

Part I tax payable from amount K on page 7	700
Part II surtax payable from Schedule 46	708
Part III.1 tax payable from Schedule 55	710
Part IV tax payable from Schedule 3	712
Part IV.1 tax payable from Schedule 43	716
Part VI tax payable from Schedule 38	720
Part VI.1 tax payable from Schedule 43	724
Part XIII.1 tax payable from Schedule 92	727
Part XIV tax payable from Schedule 20	728

Total federal tax _____

Add provincial or territorial tax:

Provincial or territorial jurisdiction **750** ON
(if more than one jurisdiction, enter "multiple" and complete Schedule 5)

Net provincial or territorial tax payable (except Quebec and Alberta) **760** 199,901
Total tax payable **770** 199,901 A

Deduct other credits:

Investment tax credit refund from Schedule 31	780
Dividend refund from amount U on page 6	784
Federal capital gains refund from Schedule 18	788
Federal qualifying environmental trust tax credit refund	792
Canadian film or video production tax credit refund (Form T1131)	796
Film or video production services tax credit refund (Form T1177)	797
Tax withheld at source	800
Total payments on which tax has been withheld 801	
Provincial and territorial capital gains refund from Schedule 18	808
Provincial and territorial refundable tax credits from Schedule 5	812
Tax instalments paid	840
Total credits 890	

Total credits **890** B
Balance (amount A minus amount B) 199,901

Refund code **894** Overpayment _____

Direct deposit request

To have the corporation's refund deposited directly into the corporation's bank account at a financial institution in Canada, or to change banking information you already gave us, complete the information below:

Start Change information **910** _____
Branch number

914 _____ **918** _____
Institution number Account number

If the result is positive, you have a **balance unpaid**.
If the result is negative, you have an **overpayment**.
Enter the amount on whichever line applies.
Generally, we do not charge or refund a difference of \$2 or less.

Balance unpaid 199,901

For information on how to make your payment, go to www.cra-arc.gc.ca/payments.

If the corporation is a Canadian-controlled private corporation throughout the tax year, does it qualify for the one-month extension of the date the balance of tax is due? **896** 1 Yes 2 No

If this return was prepared by a tax preparer for a fee, provide their EFILE number **920** _____

Certification

I, **950** BARAGETTI Last name (print) **951** GIOVANNA First name (print) **954** Vice President, Corporate Tax Position, office, or rank

am an authorized signing officer of the corporation. I certify that I have examined this return, including accompanying schedules and statements, and that the information given on this return is, to the best of my knowledge, correct and complete. I also certify that the method of calculating income for this tax year is consistent with that of the previous tax year except as specifically disclosed in a statement attached to this return.

955 2016-04-29 Date (yyyy/mm/dd) _____ Signature of the authorized signing officer of the corporation

956 (416) 345-6778 Telephone number

Is the contact person the same as the authorized signing officer? If no, complete the information below **957** 1 Yes 2 No

958 Glendy Cheung Name (print)

959 (416) 345-6812 Telephone number

Language of correspondence – Langue de correspondance

Indicate your language of correspondence by entering 1 for English or 2 for French.
Indiquez votre langue de correspondance en inscrivant 1 pour anglais ou 2 pour français.

990 1

Form identifier 100

GENERAL INDEX OF FINANCIAL INFORMATION – GIF1

Corporation's name	Business number	Tax year end Year Month Day
HYDRO ONE NETWORKS INC.	87086 5821 RC0001	2015-11-04

Balance sheet information

Account	Description	GIFI	Current year	Prior year
Assets				
	Total current assets	1599 +	1,172,000,000	1,095,000,000
	Total tangible capital assets	2008 +	26,293,000,000	26,293,000,000
	Total accumulated amortization of tangible capital assets	2009 -	9,216,000,000	9,205,000,000
	Total intangible capital assets	2178 +	475,000,000	475,000,000
	Total accumulated amortization of intangible capital assets	2179 -		
	Total long-term assets	2589 +	1,942,000,000	1,942,000,000
	* Assets held in trust	2590 +		
	Total assets (mandatory field)	2599 =	<u>20,666,000,000</u>	<u>20,600,000,000</u>

Liabilities				
	Total current liabilities	3139 +	2,814,000,000	5,025,000,000
	Total long-term liabilities	3450 +	11,132,000,000	11,132,000,000
	* Subordinated debt	3460 +		
	* Amounts held in trust	3470 +		
	Total liabilities (mandatory field)	3499 =	<u>13,946,000,000</u>	<u>16,157,000,000</u>

Shareholder equity				
	Total shareholder equity (mandatory field)	3620 +	6,720,000,000	4,443,000,000

	Total liabilities and shareholder equity	3640 =	<u>20,666,000,000</u>	<u>20,600,000,000</u>
--	---	---------------	-----------------------	-----------------------

Retained earnings				
	Retained earnings/deficit – end (mandatory field)	3849 =	<u>1,024,000,000</u>	<u>1,018,000,000</u>

* Generic item

Form identifier 125

GENERAL INDEX OF FINANCIAL INFORMATION – GIFI

Corporation's name HYDRO ONE NETWORKS INC.	Business number 87086 5821 RC0001	Tax year end Year Month Day 2015-11-04
---	--------------------------------------	--

Income statement information

Description	GIFI
Operating name	0001
Description of the operation	0002
Sequence number	0003 01

Account	Description	GIFI	Current year	Prior year
---------	-------------	------	--------------	------------

Income statement information

Total sales of goods and services	8089 +	77,000,000	4,966,000,000
Cost of sales	8518 -	40,000,000	2,557,000,000
Gross profit/loss	8519 =	37,000,000	2,409,000,000
Cost of sales	8518 +	40,000,000	2,557,000,000
Total operating expenses	9367 +	30,000,000	1,744,000,000
Total expenses (mandatory field)	9368 =	70,000,000	4,301,000,000
Total revenue (mandatory field)	8299 +	77,000,000	4,966,000,000
Total expenses (mandatory field)	9368 -	70,000,000	4,301,000,000
Net non-farming income	9369 =	7,000,000	665,000,000

Farming income statement information

Total farm revenue (mandatory field)	9659 +		
Total farm expenses (mandatory field)	9898 -		
Net farm income	9899 =		

Net income/loss before taxes and extraordinary items	9970 =	7,000,000	665,000,000
---	---------------	-----------	-------------

Total other comprehensive income	9998 =		
---	---------------	--	--

Extraordinary items and income (linked to Schedule 140)

Extraordinary item(s)	9975 -		
Legal settlements	9976 -		
Unrealized gains/losses	9980 +		
Unusual items	9985 -		
Current income taxes	9990 -	1,000,000	2,365,000,000
Future (deferred) income tax provision	9995 -		2,000,000
Total – Other comprehensive income	9998 +		
Net income/loss after taxes and extraordinary items (mandatory field)	9999 =	6,000,000	-1,702,000,000

Notes Checklist

Corporation's name HYDRO ONE NETWORKS INC.	Business number 87086 5821 RC0001	Tax year-end Year Month Day 2015-11-04
---	--------------------------------------	--

- Parts 1, 2, and 3 of this schedule must be completed from the perspective of the person (referred to in these parts as **the accountant**) who prepared or reported on the financial statements. If the person preparing the tax return is not the accountant referred to above, they must still complete Parts 1, 2, 3, and 4, as applicable.
- For more information, see Guide RC4088, *General Index of Financial Information (GIFI)* and T4012, *T2 Corporation – Income Tax Guide*.
- Complete this schedule and include it with your T2 return along with the other GIFI schedules.

Part 1 – Information on the accountant who prepared or reported on the financial statements

Does the accountant have a professional designation? **095** 1 Yes 2 No

Is the accountant connected* with the corporation? **097** 1 Yes 2 No

Note

If the accountant does not have a professional designation or is connected to the corporation, you do not have to complete Parts 2 and 3 of this schedule. However, you **do have** to complete Part 4, as applicable.

*A person connected with a corporation can be: (i) a shareholder of the corporation who owns more than 10% of the common shares; (ii) a director, an officer, or an employee of the corporation; or (iii) a person not dealing at arm's length with the corporation.

Part 2 – Type of involvement with the financial statements

Choose the option that represents the highest level of involvement of the accountant: **198**

Completed an auditor's report 1

Completed a review engagement report 2

Conducted a compilation engagement 3

Part 3 – Reservations

If you selected option 1 or 2 under **Type of involvement with the financial statements** above, answer the following question:

Has the accountant expressed a reservation? **099** 1 Yes 2 No

Part 4 – Other information

If you have a professional designation and are not the accountant associated with the financial statements in Part 1 above, choose one of the following options: **110**

Prepared the tax return (financial statements prepared by client) 1

Prepared the tax return and the financial information contained therein (financial statements have not been prepared) 2

Were notes to the financial statements prepared? **101** 1 Yes 2 No

If **yes**, complete lines 104 to 107 below:

Are subsequent events mentioned in the notes? **104** 1 Yes 2 No

Is re-evaluation of asset information mentioned in the notes? **105** 1 Yes 2 No

Is contingent liability information mentioned in the notes? **106** 1 Yes 2 No

Is information regarding commitments mentioned in the notes? **107** 1 Yes 2 No

Does the corporation have investments in joint venture(s) or partnership(s)? **108** 1 Yes 2 No

Part 4 – Other information (continued)

Impairment and fair value changes

In any of the following assets, was an amount recognized in net income or other comprehensive income (OCI) as a result of an impairment loss in the tax year, a reversal of an impairment loss recognized in a previous tax year, or a change in fair value during the tax year?

200 1 Yes 2 No

If **yes**, enter the amount recognized:

	In net income Increase (decrease)	In OCI Increase (decrease)
Property, plant, and equipment	210	211
Intangible assets	215	216
Investment property	220	
Biological assets	225	
Financial instruments	230	231
Other	235	236

Financial instruments

Did the corporation derecognize any financial instrument(s) during the tax year (other than trade receivables)?

250 1 Yes 2 No

Did the corporation apply hedge accounting during the tax year?

255 1 Yes 2 No

Did the corporation discontinue hedge accounting during the tax year?

260 1 Yes 2 No

Adjustments to opening equity

Was an amount included in the opening balance of retained earnings or equity, in order to correct an error, to recognize a change in accounting policy, or to adopt a new accounting standard in the current tax year?

265 1 Yes 2 No

If **yes**, you have to maintain a separate reconciliation.

T2 BAR CODE RETURN

Name: HYDRO ONE NETWORKS INC.

BN: 87086 5821 RC 0001

Tax Year Start: 2015-11-01

Tax Year End: 2015-11-04

1. DESCRIPTION OF THE BUSINESS

Hydro One Inc. (Hydro One) was incorporated on December 1, 1998, under the Business Corporations Act (Ontario) and was wholly owned by the Province of Ontario (the Province) until October 31, 2015. On October 31, 2015, Hydro One Limited, a wholly owned subsidiary of the Province, acquired all issued and outstanding shares of Hydro One from the Province. The principal businesses of Hydro One are the transmission and distribution of electricity to customers within Ontario.

Hydro One Networks Inc. (Hydro One Networks or the Company) was incorporated on March 4, 1999 under the Business Corporations Act (Ontario) and is a wholly -owned subsidiary of Hydro One. The Company owns and operates Hydro One's regulated transmission and distribution businesses. The regulated transmission business (Transmission Business) operates a high-voltage electrical transmission network that represents almost all of the licensed transmission capacity in Ontario. The regulated distribution business (Distribution Business) operates a low-voltage electrical distribution network that distributes electricity from the transmission system, or directly from generators, to customers within Ontario. These businesses are regulated by the Ontario Energy Board (OEB).

2. SIGNIFICANT ACCOUNTING POLICIES

Basis of Accounting

These Financial Statements are prepared and presented in accordance with United States Generally Accepted Accounting Principles and in Canadian

T2 BAR CODE RETURN

Name: HYDRO ONE NETWORKS INC.

BN: 87086 5821 RC 0001

Tax Year Start: 2015-11-01

Tax Year End: 2015-11-04

dollars. The Financial Statements have been prepared solely for the purpose of filing the Company's income tax return, as on November 5, 2015, the common shares of Hydro One Limited began trading on the Toronto Stock Exchange, and as a result, the Company lost its status as a Canadian-Controlled Private Corporation. Since these financial statements have not been prepared for general purposes, some users may require additional information. These Financial Statements present the financial position of the Company at November 4, 2015 and the results of its operations and its cash flows for the period from November 1, 2015 to November 4, 2015. The comparative information is presented as at October 31, 2015 and for the period from January 1, 2015 to October 31, 2015.

Use of Management Estimates

The preparation of financial statements requires management to make estimates and assumptions that affect the reported amounts of assets and liabilities at the date of the financial statements and the reported amounts of revenues, expenses, gains and losses during the reporting periods. Management evaluates these estimates on an ongoing basis based upon historical experience, current conditions, and assumptions believed to be reasonable at the time the assumptions are made, with any adjustments being recognized in results of operations in the period they arise. Significant estimates relate to regulatory assets and regulatory liabilities, environmental liabilities, post-retirement and post-employment benefits, asset retirement obligations (AROs), goodwill and asset impairments, contingencies, unbilled revenues, allowance for doubtful accounts, derivative instruments, and deferred income tax assets and liabilities. Actual results may differ significantly from these estimates.

T2 BAR CODE RETURN

Name: HYDRO ONE NETWORKS INC.

BN: 87086 5821 RC 0001

Tax Year Start: 2015-11-01

Tax Year End: 2015-11-04

Rate Setting

The OEB has approved the use of US GAAP for rate setting and regulatory accounting and reporting by the Company's Distribution and Transmission Businesses.

Transmission

On January 8, 2015, pursuant to an application filed with the OEB, the OEB approved the 2015 Hydro One transmission rates revenue requirement of \$1,477 million.

Distribution

On March 12, 2015, the OEB issued a Decision and Rate Order approving a revenue requirement of \$1,326 million for 2015, \$1,430 million for 2016 and \$1,486 million for 2017. The revenue requirements for 2016 and 2017 are estimates that may change based on 2016 and 2017 Rate Orders. On April 23, 2015, the Final Rate Order for 2015 rates was approved by the OEB.

Regulatory Accounting

The OEB has the general power to include or exclude revenues, costs, gains or losses in the rates of a specific period, resulting in a change in the timing of accounting recognition from that which would have applied in an unregulated company. Such change in timing involves the application of rate-regulated

T2 BAR CODE RETURN

Name: HYDRO ONE NETWORKS INC.

BN: 87086 5821 RC 0001

Tax Year Start: 2015-11-01

Tax Year End: 2015-11-04

accounting, giving rise to the recognition of regulatory assets and liabilities. The Company's regulatory assets represent certain amounts receivable from future customers and costs that have been deferred for accounting purposes because it is probable that they will be recovered in future rates. In addition, the Company has recorded regulatory liabilities that generally represent amounts that are refundable to future electricity customers. The Company continually assesses the likelihood of recovery of each of its regulatory assets and continues to believe that it is probable that the OEB will factor its regulatory assets and liabilities into the setting of future rates. If, at some future date, the Company judges that it is no longer probable that the OEB will include a regulatory asset or liability in setting future rates, the appropriate carrying amount will be reflected in results of operations in the period that the assessment is made.

Revenue Recognition

Transmission revenues are collected through OEB-approved rates, which are based on an approved revenue requirement that includes a rate of return. Such revenue is recognized as electricity is transmitted and delivered to customers.

Distribution revenues attributable to the delivery of electricity are based on OEB-approved distribution rates and are recognized on an accrual basis and include billed and unbilled revenues. Billed revenues are based on electricity delivered as measured from customer meters. Unbilled revenues are based on an estimate of electricity delivered determined by historical trends of consumption and are estimated at the end of each month. The unbilled revenue estimate is affected by energy consumption, weather, and changes in the

T2 BAR CODE RETURN

Name: HYDRO ONE NETWORKS INC.

BN: 87086 5821 RC 0001

Tax Year Start: 2015-11-01

Tax Year End: 2015-11-04

composition of customer classes.

Distribution revenue also includes an amount relating to rate protection for rural, residential and remote customers, which is received from the Independent Electricity System Operator (IESO) based on a standardized customer rate that is approved by the OEB.

Revenues also include amounts related to sales of other services and equipment. Such revenue is recognized as services are rendered or as equipment is delivered.

Revenues are recorded net of indirect taxes.

Accounts Receivable and Allowance for Doubtful Accounts

Billed accounts receivable are recorded at the invoiced amount, net of allowance for doubtful accounts. Unbilled accounts receivable are recorded at their estimated value. Overdue amounts related to regulated billings bear interest at OEB-approved rates. The allowance for doubtful accounts reflects the Company's best estimate of losses on billed accounts receivable balances. The Company estimates the allowance for doubtful accounts on customer receivables by applying internally developed loss rates to the outstanding receivable balances by aging category. Loss rates applied to the accounts receivable balances are based on historical overdue balances, customer payments and write-offs. Accounts receivable are written-off against the allowance when they are deemed uncollectible. The existing allowance for doubtful accounts will continue to be affected by changes in volume, prices and economic conditions.

T2 BAR CODE RETURN

Name: HYDRO ONE NETWORKS INC.

BN: 87086 5821 RC 0001

Tax Year Start: 2015-11-01

Tax Year End: 2015-11-04

Income Taxes

On October 31, 2015, the Company ceased to be exempt from tax under the Income Tax Act (Canada) and the Taxation Act, 2007 (Ontario) (Federal Tax Regime).

Prior to that date, the Company was required to make payments in lieu of corporate income taxes (PILs) to the Ontario Electricity Financial Corporation (OEFC) under the Electricity Act, 1998 (Ontario) (PILs Regime). These payments were calculated in accordance with the rules for computing income and other relevant amounts contained in the Income Tax Act (Canada) and the Taxation Act, 2007 (Ontario), as modified by the Electricity Act, 1998, and related regulations. Upon exiting the PILs Regime, the Company is required to make corporate income tax payments to the Canada Revenue Agency (CRA) under the Federal Tax Regime.

Current and deferred income taxes are computed based on the tax rates and tax laws enacted at the balance sheet date. Tax benefits associated with income tax positions taken, or expected to be taken, in a tax return are recorded only when the "more-likely-than-not" recognition threshold is satisfied and are measured at the largest amount of benefit that has a greater than 50% likelihood of being realized upon settlement. Management evaluates each position based solely on the technical merits and facts and circumstances of the position, assuming the position will be examined by a taxing authority having full knowledge of all relevant information. Significant management judgment is required to determine recognition thresholds and the related amount of tax benefits to be recognized in the Financial Statements. Management re-evaluates tax positions each period in which new information about recognition or measurement becomes available.

T2 BAR CODE RETURN

Name: HYDRO ONE NETWORKS INC.

BN: 87086 5821 RC 0001

Tax Year Start: 2015-11-01

Tax Year End: 2015-11-04

Deferred Income Taxes

Deferred income taxes are provided for using the liability method. Deferred income taxes are recognized based on the estimated future tax consequences attributable to temporary differences between the carrying amount of assets and liabilities in the Financial Statements and their corresponding tax bases.

Deferred income tax liabilities are generally recognized on all taxable temporary differences. Deferred tax assets are recognized to the extent that it is more-likely-than-not that these assets will be realized from taxable income available against which deductible temporary differences can be utilized.

Deferred income taxes are calculated at the tax rates that are expected to apply in the period when the liability is settled or the asset is realized, based on the tax rates and tax laws that have been enacted at the balance sheet date. Deferred income taxes that are not included in the rate-setting process are charged or credited to the Statements of Operations and Comprehensive Income (Loss).

If management determines that it is more-likely-than-not that some or all of a deferred income tax asset will not be realized, a valuation allowance is recorded against the deferred income tax asset to report the net asset balance at the amount expected to be realized. Previously unrecognized deferred income tax assets are reassessed at each balance sheet date and are recognized to the extent that it has become more-likely-than-not that the tax benefit will be realized.

T2 BAR CODE RETURN

Name: HYDRO ONE NETWORKS INC.

BN: 87086 5821 RC 0001

Tax Year Start: 2015-11-01

Tax Year End: 2015-11-04

The Company records regulatory assets and liabilities associated with deferred income taxes that will be included in the rate-setting process.

The Company uses the flow-through method to account for investment tax credits (ITCs) earned on eligible scientific research and experimental development expenditures, and apprenticeship job creation. Under this method, only non-refundable ITCs are recognized as a reduction to income tax expense.

Inter-company Demand Facility

Hydro One maintains pooled bank accounts for its use and for the use of its subsidiaries, including Hydro One Networks. The balance in the inter-company demand facility represents the cumulative net effect of all deposits and withdrawals made by the Company to and from the pooled bank accounts. Interest is earned on positive inter-company balances based on the average of the bankers' acceptance rate at the beginning and end of the month, less 0.02%. Interest is charged on overdraft inter-company balances based on the same bankers' acceptance rate, plus 0.15%.

Materials and Supplies

Materials and supplies represent consumables, small spare parts and construction materials held for internal construction and maintenance of property, plant and equipment. These assets are carried at average cost less any impairments recorded.

Property, Plant and Equipment

T2 BAR CODE RETURN

Name: HYDRO ONE NETWORKS INC.

BN: 87086 5821 RC 0001

Tax Year Start: 2015-11-01

Tax Year End: 2015-11-04

Property, plant and equipment is recorded at original cost, net of customer contributions, and any accumulated impairment losses. The cost of additions, including betterments and replacement asset components, is included on the Consolidated Balance Sheets as property, plant and equipment.

The original cost of property, plant and equipment includes direct materials, direct labour (including employee benefits), contracted services, attributable capitalized financing costs, asset retirement costs, and direct and indirect overheads that are related to the capital project or program. Indirect overheads include a portion of corporate costs such as finance, treasury, human resources, information technology and executive costs. Overhead costs, including corporate functions and field services costs, are capitalized on a fully allocated basis, consistent with an OEB-approved methodology.

Property, plant and equipment in service consists of transmission, distribution, communication, administration and service assets and land easements. Property, plant and equipment also includes future use assets, such as land, major components and spare parts, and capitalized project development costs associated with deferred capital projects.

Transmission

Transmission assets include assets used for the transmission of high-voltage electricity, such as transmission lines, support structures, foundations, insulators, connecting hardware and grounding systems, and assets used to step up the voltage of electricity from generating stations for transmission and to step down voltages for distribution, including transformers, circuit breakers

T2 BAR CODE RETURN

Name: HYDRO ONE NETWORKS INC.

BN: 87086 5821 RC 0001

Tax Year Start: 2015-11-01

Tax Year End: 2015-11-04

and switches.

Distribution

Distribution assets include assets related to the distribution of low-voltage electricity, including lines, poles, switches, transformers, protective devices and metering systems.

Communication

Communication assets include the fibre-optic and microwave radio system, optical ground wire, towers, telephone equipment and associated buildings.

Administration and Service

Administration and service assets include administrative buildings, personal computers, transport and work equipment, tools and other minor assets.

Intangible Assets

Intangible assets separately acquired or internally developed are measured on initial recognition at cost, which comprises purchased software, direct labour (including employee benefits), consulting, engineering, overheads and attributable capitalized financing charges. Following initial recognition, intangible assets are carried at cost, net of any accumulated amortization and accumulated impairment losses. The Company's intangible assets primarily represent major computer applications.

T2 BAR CODE RETURN

Name: HYDRO ONE NETWORKS INC.

BN: 87086 5821 RC 0001

Tax Year Start: 2015-11-01

Tax Year End: 2015-11-04

Capitalized Financing Costs

Capitalized financing costs represent interest costs attributable to the construction of property, plant and equipment or development of intangible assets. The financing cost of attributable borrowed funds is capitalized as part of the acquisition cost of such assets. The capitalized portion of financing costs is a reduction to financing charges recognized in the Statements of Operations and Comprehensive Income (Loss). Capitalized financing costs are calculated using the Company's weighted average effective cost of debt.

Construction and Development in Progress

Construction and development in progress consists of the capitalized cost of constructed assets that are not yet complete and which have not yet been placed in service.

Depreciation and Amortization

The cost of property, plant and equipment and intangible assets is depreciated or amortized on a straight-line basis based on the estimated remaining service life of each asset category, except for transport and work equipment, which is depreciated on a declining balance basis.

The Company periodically initiates an external independent review of its property, plant and equipment and intangible asset depreciation and amortization rates, as required by the OEB. Any changes arising from OEB approval of such a review are implemented on a remaining service life basis,

T2 BAR CODE RETURN

Name: HYDRO ONE NETWORKS INC.

BN: 87086 5821 RC 0001

Tax Year Start: 2015-11-01

Tax Year End: 2015-11-04

consistent with their inclusion in electricity rates. The last review resulted in changes to rates effective January 1, 2015. A summary of average service lives and depreciation and amortization rates for the various classes of assets is included below:

Average		Rate (%)	
Service Life	Range	Average	
Transmission	55 years	1% - 2%	2%
Distribution	46 years	1% - 7%	2%
Communication	16 years	1% - 15%	6%
Administration and service	16 years	3% - 20%	5%

The cost of intangible assets is included primarily within the administration and service classification above. Amortization rate for computer applications software and other intangible assets is 10%.

In accordance with group depreciation practices, the original cost of property, plant and equipment, or major components thereof, and intangible assets that are normally retired, is charged to accumulated depreciation, with no gain or loss being reflected in results of operations. Where a disposition of property, plant and equipment occurs through sale, a gain or loss is calculated based on proceeds and such gain or loss is included in depreciation expense. Depreciation expense also includes the costs incurred to remove property, plant and equipment where no asset retirement obligations have been recorded.

Goodwill

Goodwill represents the cost of acquired local distribution companies that is

T2 BAR CODE RETURN

Name: HYDRO ONE NETWORKS INC.

BN: 87086 5821 RC 0001

Tax Year Start: 2015-11-01

Tax Year End: 2015-11-04

in excess of the fair value of the net identifiable assets acquired at the acquisition date. Goodwill is not included in rate base.

Goodwill is evaluated for impairment on an annual basis, or more frequently if circumstances require. The Company performs a qualitative assessment to determine whether it is more-likely-than-not that the fair value of the applicable reporting unit is less than its carrying amount. If the Company determines, as a result of its qualitative assessment, that it is not more-likely-than-not that the fair value of the applicable reporting unit is less than its carrying amount, no further testing is required. If the Company determines, as a result of its qualitative assessment, that it is more-likely-than-not that the fair value of the applicable reporting unit is less than its carrying amount, a goodwill impairment assessment is performed using a two-step, fair value-based test. The first step compares the fair value of the applicable reporting unit to its carrying amount, including goodwill. If the carrying amount of the applicable reporting unit exceeds its fair value, a second step is performed. The second step requires an allocation of fair value to the individual assets and liabilities using purchase price allocation in order to determine the implied fair value of goodwill. If the implied fair value of goodwill is less than the carrying amount, an impairment loss is recorded as a reduction to goodwill and as a charge to results of operations.

Long-Lived Asset Impairment

When circumstances indicate the carrying value of long-lived assets may not be recoverable, the Company evaluates whether the carrying value of such assets, excluding goodwill, has been impaired. For such long-lived assets, the Company evaluates whether impairment may exist by estimating future estimated

T2 BAR CODE RETURN

Name: HYDRO ONE NETWORKS INC.

BN: 87086 5821 RC 0001

Tax Year Start: 2015-11-01

Tax Year End: 2015-11-04

undiscounted cash flows expected to result from the use and eventual disposition of the asset. When alternative courses of action to recover the carrying amount of a long-lived asset are under consideration, a probability-weighted approach is used to develop estimates of future undiscounted cash flows. If the carrying value of the long-lived asset is not recoverable based on the estimated future undiscounted cash flows, an impairment loss is recorded, measured as the excess of the carrying value of the asset over its fair value. As a result, the asset's carrying value is adjusted to its estimated fair value.

The carrying costs of most of Hydro One Networks' long-lived assets are included in rate base where they earn an OEB-approved rate of return. Asset carrying values and the related return are recovered through approved rates. As a result, such assets are only tested for impairment in the event that the OEB disallows recovery, in whole or in part, or if such a disallowance is judged to be probable. At November 4, 2015 and October 31, 2015, no asset impairment had been recorded.

Costs of Arranging Debt Financing

For financial liabilities classified as other than held-for-trading, the Company defers its proportionate share of the relevant Hydro One external transaction costs related to obtaining debt financing and presents such amounts as deferred debt costs on the Balance Sheets. Deferred debt costs are amortized over the contractual life of the related debt on an effective-interest basis and the amortization is included within financing charges in the Statements of Operations and Comprehensive Income (Loss). Transaction costs for items classified as held-for-trading are expensed immediately.

T2 BAR CODE RETURN

Name: HYDRO ONE NETWORKS INC.

BN: 87086 5821 RC 0001

Tax Year Start: 2015-11-01

Tax Year End: 2015-11-04

Comprehensive Income

Comprehensive income is comprised of net income and other comprehensive income (OCI). OCI and net income are presented in a single continuous Statement of Operations and Comprehensive Income (Loss).

Financial Assets and Liabilities

All financial assets and liabilities are classified into one of the following five categories: held-to-maturity; loans and receivables; held-for-trading; other liabilities; or available-for-sale. Financial assets and liabilities classified as held-for-trading are measured at fair value. All other financial assets and liabilities are measured at amortized cost, except accounts receivable, which are measured at the lower of cost or fair value. Accounts receivable are classified as loans and receivables. The Company considers the carrying amounts of accounts receivable to be reasonable estimates of fair value because of the short time to maturity of these instruments. Provisions for impaired accounts receivable are recognized as adjustments to the allowance for doubtful accounts and are recognized when there is objective evidence that the Company will not be able to collect amounts according to the original terms. All financial instrument transactions are recorded at trade date.

Derivative instruments are measured at fair value. Gains and losses from fair valuation are included within financing charges in the period in which they arise. The Company determines the classification of its financial assets and liabilities at the date of initial recognition. The Company designates certain

T2 BAR CODE RETURN

Name: HYDRO ONE NETWORKS INC.

BN: 87086 5821 RC 0001

Tax Year Start: 2015-11-01

Tax Year End: 2015-11-04

of its financial assets and liabilities to be held at fair value, when it is consistent with the Company's risk management policy.

Derivative Instruments and Hedge Accounting

Hydro One closely monitors the risks associated with changes in interest rates on its operations and, where appropriate, uses various derivative instruments to hedge these risks. Certain of these derivative instruments qualify for hedge accounting and are designated as accounting hedges, while others either do not qualify as hedges or have not been designated as hedges (hereinafter referred to as undesignated contracts) as they are part of economic hedge relationships. Hydro One's derivative instruments, or portions thereof, are mirrored down to Hydro One Networks, and are allocated between the Company's transmission and distribution businesses. The derivative instruments are classified as fair value hedges or undesignated contracts, consistent with Hydro One's derivative instruments classification.

The accounting guidance for derivative instruments requires the recognition of all derivative instruments not identified as meeting the normal purchase and sale exemption as either assets or liabilities recorded at fair value on the Balance Sheets. For derivative instruments that qualify for hedge accounting, Hydro One may elect to designate such derivative instruments as either cash flow hedges or fair value hedges. Hydro One offsets fair value amounts recognized in its Balance Sheets related to derivative instruments executed with the same counterparty under the same master netting agreement.

For derivative instruments that qualify for hedge accounting and which are designated as cash flow hedges, the effective portion of any gain or loss, net

T2 BAR CODE RETURN

Name: HYDRO ONE NETWORKS INC.

BN: 87086 5821 RC 0001

Tax Year Start: 2015-11-01

Tax Year End: 2015-11-04

of tax, is reported as a component of accumulated OCI (AOCI) and is reclassified to results of operations in the same period or periods during which the hedged transaction affects results of operations. Any gains or losses on the derivative instrument that represent either hedge ineffectiveness or hedge components excluded from the assessment of effectiveness are recognized in results of operations. For fair value hedges, changes in fair value of both the derivative instrument and the underlying hedged exposure are recognized in the Statement of Operations and Comprehensive Income in the current period. The gain or loss on the derivative instrument is included in the same line item as the offsetting gain or loss on the hedged item in the Statements of Operations and Comprehensive Income. Additionally, Hydro One enters into derivative agreements that are economic hedges that either do not qualify for hedge accounting or have not been designated as hedges. The changes in fair value of these undesignated derivative instruments are reflected in results of operations.

Embedded derivative instruments are separated from their host contracts and carried at fair value on the Balance Sheets when: (a) the economic characteristics and risks of the embedded derivative are not clearly and closely related to the economic characteristics and risks of the host contract; (b) the hybrid instrument is not measured at fair value, with changes in fair value recognized in results of operations each period; and (c) the embedded derivative itself meets the definition of a derivative. Hydro One does not engage in derivative trading or speculative activities and had no embedded derivatives at November 4, 2015 and October 31, 2015.

Hydro One periodically develops hedging strategies taking into account risk management objectives. At the inception of a hedging relationship where Hydro

T2 BAR CODE RETURN

Name: HYDRO ONE NETWORKS INC.

BN: 87086 5821 RC 0001

Tax Year Start: 2015-11-01

Tax Year End: 2015-11-04

One has elected to apply hedge accounting, Hydro One formally documents the relationship between the hedged item and the hedging instrument, the related risk management objective, the nature of the specific risk exposure being hedged, and the method for assessing the effectiveness of the hedging relationship. Hydro One also assesses, both at the inception of the hedge and on a quarterly basis, whether the hedging instruments are effective in offsetting changes in fair values or cash flows of the hedged items.

Employee Future Benefits

Employee future benefits provided by Hydro One include pension, post-retirement and post-employment benefits. The costs of the pension, post-retirement and post-employment benefit plans are recorded over the periods during which employees render service.

Hydro One recognizes the funded status of its pension, post-retirement and post-employment plans on its Consolidated Balance Sheets and subsequently recognizes the changes in funded status at the end of each reporting year. Pension, post-retirement and post-employment funds are considered to be underfunded when the projected benefit obligation exceeds the fair value of the plan assets. Liabilities are recognized on the Consolidated Balance Sheets of Hydro One for any net underfunded projected benefit obligation. The net underfunded projected benefit obligation may be disclosed as a current liability, long-term liability, or both. The current portion is the amount by which the actuarial present value of benefits included in the benefit obligation payable in the next 12 months exceeds the fair value of plan assets. If the fair value of plan assets exceeds the projected benefit obligation of the plan, an asset is recognized equal to the net overfunded

T2 BAR CODE RETURN

Name: HYDRO ONE NETWORKS INC.

BN: 87086 5821 RC 0001

Tax Year Start: 2015-11-01

Tax Year End: 2015-11-04

projected benefit obligation. The post-retirement and post-employment benefit plans are unfunded because there are no related plan assets. The measurement date for the Plans was December 31.

Pension Benefits

Hydro One has a contributory defined benefit pension plan covering most regular employees of Hydro One and its subsidiaries, including Hydro One Networks. The Hydro One pension plan does not segregate assets in a separate account for individual subsidiaries, nor is the obligation of the pension plan allocated to, or funded separately by, entities within the consolidated group. Accordingly, for purposes of these Financial Statements, the pension plan is accounted for as a defined contribution plan and no pension benefit asset or liability is recorded.

A detailed description of Hydro One pension benefits is provided in the Pension and Post-Retirement and Post-Employment Benefits note to the Consolidated Financial Statements of Hydro One.

Post-Retirement and Post-Employment Benefits

Post-retirement and post-employment benefits are recorded and included in rates on an accrual basis. Costs are determined by independent actuaries using the projected benefit method prorated on service and based on assumptions that reflect management's best estimates. Past service costs from plan amendments are amortized to results of operations based on the expected average remaining service period. Hydro One records a regulatory asset equal to the incremental net unfunded projected benefit obligation for post-retirement and post-

T2 BAR CODE RETURN

Name: HYDRO ONE NETWORKS INC.

BN: 87086 5821 RC 0001

Tax Year Start: 2015-11-01

Tax Year End: 2015-11-04

employment plans recorded at each year end based on annual actuarial reports.

For post-retirement benefits, all actuarial gains or losses are deferred using the "corridor" approach. The amount calculated above the "corridor" is amortized to results of operations on a straight-line basis over the expected average remaining service life of active employees in the plan and over the remaining life expectancy of inactive employees in the plan. The post-retirement benefit obligation is remeasured to its fair value at each year end based on an annual actuarial report, with an offset to the associated regulatory asset, to the extent of the remeasurement adjustment.

For post-employment obligations, the associated regulatory liabilities representing actuarial gains on transition to US GAAP are amortized to results of operations based on the "corridor" approach. Post transition, the actuarial gains and losses on post-employment obligations that are incurred during the year are recognized immediately to results of operations. The post-employment benefit obligation is remeasured to its fair value at each year end based on an annual actuarial report, with an offset to the associated regulatory asset, to the extent of the remeasurement adjustment.

All post-retirement and post-employment future benefit costs are attributed to labour and are either charged to results of operations or capitalized as part of the cost of property, plant and equipment and intangible assets.

A detailed description of Hydro One post-retirement and post-employment benefits is provided in the Pension and Post-Retirement and Post-Employment Benefits note to the Consolidated Financial Statements of Hydro One.

T2 BAR CODE RETURN

Name: HYDRO ONE NETWORKS INC.

BN: 87086 5821 RC 0001

Tax Year Start: 2015-11-01

Tax Year End: 2015-11-04

Loss Contingencies

Hydro One and its subsidiaries are involved in certain legal and environmental matters that arise in the normal course of business. In the preparation of its Financial Statements, management makes judgments regarding the future outcome of contingent events and records a loss for a contingency based on its best estimate when it is determined that such loss is probable and the amount of the loss can be reasonably estimated. Where the loss amount is recoverable in future rates, a regulatory asset is also recorded. When a range estimate for the probable loss exists and no amount within the range is a better estimate than any other amount, the Company records a loss at the minimum amount within the range.

Management regularly reviews current information available to determine whether recorded provisions should be adjusted and whether new provisions are required. Estimating probable losses may require analysis of multiple forecasts and scenarios that often depend on judgments about potential actions by third parties, such as federal, provincial and local courts or regulators. Contingent liabilities are often resolved over long periods of time. Amounts recorded in the Financial Statements may differ from the actual outcome once the contingency is resolved. Such differences could have a material impact on future results of operations, financial position and cash flows of the Company.

Provisions are based upon current estimates and are subject to greater uncertainty where the projection period is lengthy. A significant upward or downward trend in the number of claims filed, the nature of the alleged injuries, and the average cost of resolving each claim could change the

T2 BAR CODE RETURN

Name: HYDRO ONE NETWORKS INC.

BN: 87086 5821 RC 0001

Tax Year Start: 2015-11-01

Tax Year End: 2015-11-04

estimated provision, as could any substantial adverse or favorable verdict at trial. A federal or provincial legislative outcome or structured settlement could also change the estimated liability. Legal fees are expensed as incurred.

Environmental Liabilities

Environmental liabilities are recorded in respect of past contamination when it is determined that future environmental remediation expenditures are probable under existing statute or regulation and the amount of the future expenditures can be reasonably estimated. Hydro One Networks records a liability for the estimated future expenditures associated with the contaminated land assessment and remediation (LAR) program and for the phase-out and destruction of polychlorinated biphenyl (PCB)-contaminated mineral oil removed from electrical equipment, based on the present value of these estimated future expenditures. The present value is determined with a discount rate equal to its credit-adjusted risk-free interest rate on financial instruments with comparable maturities to the pattern of future environmental expenditures. As the Company anticipates that the future expenditures will continue to be recoverable in future rates, an offsetting regulatory asset has been recorded to reflect the future recovery of these environmental expenditures from customers. Hydro One Networks reviews its estimates of future environmental expenditures annually or more frequently if there are indications that circumstances have changed.

Asset Retirement Obligations

AROs are recorded for legal obligations associated with the future removal and

T2 BAR CODE RETURN

Name: HYDRO ONE NETWORKS INC.

BN: 87086 5821 RC 0001

Tax Year Start: 2015-11-01

Tax Year End: 2015-11-04

disposal of long-lived assets. Such obligations may result from the acquisition, construction, development and/or normal use of the asset. Conditional AROs are recorded when there is a legal obligation to perform a future asset retirement activity but where the timing and/or method of settlement are conditional on a future event that may or may not be within the control of the Company. In such a case, the obligation to perform the asset retirement activity is unconditional even though uncertainty exists about the timing and/or method of settlement.

When recording an ARO, the present value of the estimated future expenditures required to complete the asset retirement activity is recorded in the period in which the obligation is incurred, if a reasonable estimate can be made. In general, the present value of the estimated future expenditures is added to the carrying amount of the associated asset and the resulting asset retirement cost is depreciated over the estimated useful life of the asset. Where an asset is no longer in service when an ARO is recorded, the asset retirement cost is recorded in results of operations.

Some transmission and distribution assets, particularly those located on unowned easements and rights-of-way, may have AROs, conditional or otherwise. The majority of the Company's easements and rights-of-way are either of perpetual duration or are automatically renewed annually. Land rights with finite terms are generally subject to extension or renewal. As the Company expects to use the majority of its facilities in perpetuity, no ARO currently exists for these assets. If, at some future date, a particular facility is shown not to meet the perpetuity assumption, it will be reviewed to determine whether an estimable ARO exists. In such a case, an ARO would be recorded at that time.

T2 BAR CODE RETURN

Name: HYDRO ONE NETWORKS INC.

BN: 87086 5821 RC 0001

Tax Year Start: 2015-11-01

Tax Year End: 2015-11-04

The Company's AROs recorded to date relate to estimated future expenditures associated with the removal and disposal of asbestos-containing materials installed in some of its facilities and with the decommissioning of specific switching stations located on unowned sites.

SCHEDULE 100

GENERAL INDEX OF FINANCIAL INFORMATION – GIF1

Form identifier 100

Name of corporation	Business Number	Tax year-end Year Month Day
HYDRO ONE NETWORKS INC.	87086 5821 RC0001	2015-11-04

Assets – lines 1000 to 2599

1060	1,144,000,000	1061	-64,000,000	1120	19,000,000
1480	54,000,000	1481	19,000,000	1599	1,172,000,000
1900	24,975,000,000	1901	-9,216,000,000	1920	1,318,000,000
2008	26,293,000,000	2009	-9,216,000,000	2010	363,000,000
2012	112,000,000	2178	475,000,000	2420	1,942,000,000
2589	1,942,000,000	2599	20,666,000,000		

Liabilities – lines 2600 to 3499

2620	859,000,000	2629	95,000,000	2700	450,000,000
2860	1,391,000,000	2960	19,000,000	3139	2,814,000,000
3140	7,727,000,000	3240	1,361,000,000	3320	2,044,000,000
3450	11,132,000,000	3499	13,946,000,000		

Shareholder equity – lines 3500 to 3640

3500	5,700,000,000	3541	5,000,000	3580	-9,000,000
3600	1,024,000,000	3620	6,720,000,000	3640	20,666,000,000

Retained earnings – lines 3660 to 3849

3660	1,018,000,000	3680	6,000,000	3849	1,024,000,000
-------------	---------------	-------------	-----------	-------------	---------------

SCHEDULE 125

GENERAL INDEX OF FINANCIAL INFORMATION – GIF

Form identifier 125

Name of corporation	Business Number	Tax year-end Year Month Day
HYDRO ONE NETWORKS INC.	87086 5821 RC0001	2015-11-04

Description

Sequence number 0003 01
--

Revenue – lines 8000 to 8299

8000 77,000,000	8089 77,000,000	8299 77,000,000
------------------------	------------------------	------------------------

Cost of sales – lines 8300 to 8519

8320 40,000,000	8518 40,000,000	8519 37,000,000
------------------------	------------------------	------------------------

Operating expenses – lines 8520 to 9369

8570 1,000,000	8670 10,000,000	8710 5,000,000
9284 14,000,000	9367 30,000,000	9368 70,000,000
9369 7,000,000		

Extraordinary items and taxes – lines 9970 to 9999

9970 7,000,000	9990 1,000,000	9999 6,000,000
-----------------------	-----------------------	-----------------------

Net Income (Loss) for Income Tax Purposes

SCHEDULE 1

Corporation's name HYDRO ONE NETWORKS INC.	Business Number 87086 5821 RC0001	Tax year end Year Month Day 2015-11-04
---	--------------------------------------	--

- The purpose of this schedule is to provide a reconciliation between the corporation's net income (loss) as reported on the financial statements and its net income (loss) for tax purposes. For more information, see the T2 Corporation Income Tax Guide.
- All legislative references are to the Income Tax Act.

Amount calculated on line 9999 from Schedule 125			6,313,757	A
Add:				
Provision for income taxes – current	101	1,089,967		
Amortization of tangible assets	104	10,399,985		
Amortization of intangible assets	106	307,170		
Charitable donations and gifts from Schedule 2	112	5,000		
Non-deductible meals and entertainment expenses	121	34,591		
Reserves from financial statements – balance at the end of the year	126	2,050,542,241		
		Subtotal of additions	2,062,378,954	
				2,062,378,954
Other additions:				
Debt issue expense	208	39,810		
Miscellaneous other additions:				
604				
		Total	294	
		Subtotal of other additions	199	39,810
		Total additions	500	2,062,418,764
				2,062,418,764
Amount A plus amount B				2,068,732,521
Deduct:				
Capital cost allowance from Schedule 8	403	17,272,370		
Cumulative eligible capital deduction from Schedule 10	405	2,974,689		
Deferred and prepaid expenses	409	47,111		
Reserves from financial statements – balance at the beginning of the year	414	2,050,508,096		
		Subtotal of deductions	2,070,802,266	
				2,070,802,266
Other deductions:				
Miscellaneous other deductions:				
700	Income included in OCI		390	4,196
704	Other deductions (see attached)	17,890		
		Total	394	17,890
		Subtotal of other deductions	499	22,086
		Total deductions	510	2,070,824,352
				2,070,824,352
Net income (loss) for income tax purposes – enter on line 300 of the T2 return				-2,091,831

Attached Schedule with Total

Line 208 – Debt issue expense

Title Line 208 – Debt issue expense

Description	Amount
Amortization of Underwriting fee (GL #761780)	22,483 00
Amortization of Prospectus fee (GL #761790)	2,310 00
Amortization of Upfront Loan fee (included in GL #761730)	11,753 00
Amortization of Hedge Loss (included in GL #761770)	3,264 00
Total	39,810 00

Attached Schedule with Total

Line 206 – Capital items expensed

Title Line 206 – Capital items expensed

Attached Schedule with Total

Line 409 – Deferred and prepaid expenses

Title Line 409 – Deferred and prepaid expenses

Description	Amount
<u>20(1)(e) deduction re: underwriting fees</u>	<u>32,869 00</u>
<u>20(1)(e) deduction re: prospectus fees</u>	<u>1,066 00</u>
<u>20(1)(e) deduction re: upfront loan fees</u>	<u>10,571 00</u>
<u>20(1)(e) deduction re: legal fees for deferred financing</u>	<u>2,605 00</u>
Total	47,111 00

Attached Schedule with Total

Line 704 – Amount

Title Line 704 – Amount

Description	Amount
Bond Premium/Discount Am	15,514 00
Amortization of Capital contribution (741701)	1,715 00
S 18(9.1) deduction	661 00
Total	17,890 00

Charitable Donations and Gifts

Corporation's name HYDRO ONE NETWORKS INC.	Business number 87086 5821 RC0001	Tax year-end Year Month Day 2015-11-04
---	--------------------------------------	--

- For use by corporations to claim any of the following:
 - the eligible amount of charitable donations to qualified donees;
 - the Ontario community food program donation tax credit for farmers;
 - the eligible amount of gifts to Canada, a province, or a territory;
 - the eligible amount of gifts of certified cultural property;
 - the eligible amount of gifts of certified ecologically sensitive land; or
 - the additional deduction for gifts of medicine.
- All legislative references are the federal *Income Tax Act*, unless otherwise specified.
- The eligible amount of a gift is the amount by which the fair market value of the gifted property exceeds the amount of an advantage, if any, for the gift.
- The donations and gifts are eligible for a 5-year carryforward except for gifts of certified ecologically sensitive land made after February 10, 2014, which are eligible for a 10-year carryforward.
- Use this schedule to show a transfer of unused amounts from previous years following an amalgamation or the wind-up of a subsidiary as described under subsections 87(1) and 88(1) of the federal *Act*.
- Subsection 110.1(1.2) of the federal *Act* provides as follows:
 - Where a particular corporation has undergone an acquisition of control, for tax years that end on or after the acquisition of control, no corporation can claim a deduction for a gift made by the particular corporation to a qualified donee before the acquisition of control.
 - If a particular corporation makes a gift to a qualified donee pursuant to an arrangement under which both the gift and the acquisition of control is expected, no corporation can claim a deduction for the gift unless the person acquiring control of the particular corporation is the qualified donee.
- An eligible medical gift to a qualifying organization for activities outside of Canada may be eligible for an additional deduction. Calculate the additional deduction in Part 6.
- File one completed copy of this schedule with your *T2 Corporation Income Tax Return*.
- For more information, see the *T2 Corporation - Income Tax Guide*.

Part 1 – Charitable donations

Charity/Recipient	Amount (\$100 or more only)
	5,000
	Subtotal <u>5,000</u>
	Add: Total donations of less than \$100 each _____
	Total donations in current tax year <u><u>5,000</u></u>

Part 1 – Charitable donations

	Federal	Québec	Alberta
Charitable donations at the end of the previous tax year			
Deduct: Charitable donations expired after five tax years*	239		
Charitable donations at the beginning of the current tax year	240		
Add:			
Charitable donations transferred on an amalgamation or the wind-up of a subsidiary	250		
Total charitable donations made in the current year (enter this amount on line 112 of Schedule 1)	210		
	5,000	5,000	5,000
Subtotal (line 250 plus line 210)	5,000	5,000	5,000
Subtotal (amount B plus amount C)	5,000	5,000	5,000
Deduct: Adjustment for an acquisition of control	255		
Total charitable donations available (amount D minus amount on line 255)	5,000	5,000	5,000
Deduct: Amount applied in the current year against taxable income (cannot be more than amount O in Part 2) (enter this amount on line 311 of the T2 return)	260		
Charitable donations closing balance (amount E minus amount on line 260)	280	5,000	5,000
Ontario community food program donation for farmers included in the amount on line 260 (for donations made after December 31, 2013)	262		
Ontario community food program donation tax credit for farmers (amount on line 262 multiplied by 25 %)			1

Enter the amount from line 1 on line 420 of Schedule 5 *Tax Calculation Supplementary – Corporations*. The maximum amount you can claim in the current year is whichever is less; the Ontario income tax otherwise payable or the amount on line 1. For more information, see section 103.1.2 of the *Taxation Act, 2007* (Ontario).

* For the federal and Alberta, the gifts expire after five tax years. For Québec, gifts made in a tax year that ended before March 24, 2006, expire after five tax years and gifts made in a tax year that ended after March 23, 2006, expire after twenty tax years.

Amounts carried forward – Charitable donations

Year of origin:	Federal	Québec	Alberta
1 st prior year	2015-10-31		
2 nd prior year	2014-12-31		
3 rd prior year	2013-12-31		
4 th prior year	2012-12-31		
5 th prior year	2011-12-31		
6 th prior year*	2010-12-31		
7 th prior year	2009-12-31		
8 th prior year	2008-12-31		
9 th prior year	2007-12-31		
10 th prior year	2006-12-31		
11 th prior year	2005-12-31		
12 th prior year	2004-12-31		
13 th prior year	2003-12-31		
14 th prior year	2002-12-31		
15 th prior year	2001-12-31		
16 th prior year	2000-12-31		
17 th prior year	1999-12-31		
18 th prior year			
19 th prior year			
20 th prior year			
21 st prior year*			
Total (to line A)			

* For the federal and Alberta, the 6th prior year gifts expire in the current year. For Québec, the 6th prior year gifts made in a tax year that ended before March 24, 2006, expire in the current year and the 2¹ prior year gifts made in a tax year that ended after March 23, 2006, expire in the current year.

Part 2 – Calculation of the maximum allowable deduction for charitable donations

Net income for tax purposes* multiplied by 75 %		F
Taxable capital gains arising in respect of gifts of capital property included in Part 1 **	225	G
Taxable capital gain in respect of a disposition of a non-qualifying security under subsection 40(1.01)	227	H
The amount of the recapture of capital cost allowance in respect of charitable donations	230	
Proceeds of disposition, less outlays and expenses**	I	
Capital cost**	J	
Amount I or J, whichever is less	235	
Amount on line 230 or 235, whichever is less		K
Subtotal (add amounts G, H, and K)		L
Amount L multiplied by 25 %		M
Subtotal (amount F plus amount M)		N
Maximum allowable deduction for charitable donations (enter amount E from Part 1, amount N, or net income for tax purposes, whichever is less)		O

* For credit unions, subsection 137(2) states that this amount is before the deduction of payments pursuant to allocations in proportion to borrowing and bonus interest.

** This amount must be prorated by the following calculation: eligible amount of the gift **divided by** the proceeds of disposition of the gift.

Part 3 – Gifts to Canada, a province, or a territory

Gifts to Canada, a province, or a territory at the end of the previous tax year		A
Deduct: Gifts to Canada, a province, or a territory expired after five tax years	339	
Gifts to Canada, a province, or a territory at the beginning of the current tax year	340	B
Add:		
Gifts to Canada, a province, or a territory transferred on an amalgamation or the wind-up of a subsidiary	350	
Total gifts made to Canada, a province, or a territory in the current year*	310	
Subtotal (line 350 plus line 310)		C
Subtotal (amount B plus amount C)		D
Deduct:		
Adjustment for an acquisition of control	355	
Amount applied in the current year against taxable income (enter this amount on line 312 of the T2 return)	360	
Subtotal (line 355 plus line 360)		E
Gifts to Canada, a province, or a territory closing balance (amount minus amount E)	380	

* Not applicable for gifts made after February 18, 1997, unless a written agreement was made before this date. If no written agreement exists, enter the amount on line 210 and complete Part 2.

Part 4 – Gifts of certified cultural property

	Federal	Québec	Alberta
Gifts of certified cultural property at the end of the previous tax year			F
Deduct: Gifts of certified cultural property expired after five tax years*	439		
Gifts of certified cultural property at the beginning of the current tax year	440		G
Add:			
Gifts of certified cultural property transferred on an amalgamation or the wind-up of a subsidiary	450		
Total gifts of certified cultural property in the current year	410		
Subtotal (line 450 plus line 410)			H
Subtotal (amount G plus amount H)			I
Deduct:			
Adjustment for an acquisition of control	455		
Amount applied in the current year against taxable income (enter this amount on line 313 of the T2 return)	460		
Subtotal (line 455 plus line 460)			J
Gifts of certified cultural property closing balance (amount I minus amount J)	480		

* For the federal and Alberta, the gifts expire after five tax years. For Québec, gifts made in a tax year that ended before March 24, 2006, expire after five tax years and gifts made in a tax year that ended after March 23, 2006, expire after twenty tax years.

Amount carried forward – Gifts of certified cultural property

Year of origin:		Federal	Québec	Alberta
1 st prior year	2015-10-31			
2 nd prior year	2014-12-31			
3 rd prior year	2013-12-31			
4 th prior year	2012-12-31			
5 th prior year	2011-12-31			
6 th prior year*	2010-12-31			
7 th prior year	2009-12-31			
8 th prior year	2008-12-31			
9 th prior year	2007-12-31			
10 th prior year	2006-12-31			
11 th prior year	2005-12-31			
12 th prior year	2004-12-31			
13 th prior year	2003-12-31			
14 th prior year	2002-12-31			
15 th prior year	2001-12-31			
16 th prior year	2000-12-31			
17 th prior year	1999-12-31			
18 th prior year				
19 th prior year				
20 th prior year				
21 st prior year*				
Total				

* For the federal and Alberta, the 6th prior year gifts expire in the current year. For Québec, the 6th prior year gifts made in a tax year that ended before March 24, 2006, expire in the current year and the 2¹ prior year gifts made in a tax year that ended after March 23, 2006, expire in the current year.

Part 5 – Gifts of certified ecologically sensitive land

	Federal	Québec	Alberta
Gifts of certified ecologically sensitive land at the end of the previous tax year		K	
Deduct: Gifts of certified ecologically sensitive land expired after 5 tax years, or after 10 tax years for gifts made after February 10, 2014*	539		
Gifts of certified ecologically sensitive land at the beginning of the current tax year	540	L	
Add:			
Gifts of certified ecologically sensitive land transferred on an amalgamation or the wind-up of a subsidiary	550		
Total current-year gifts of certified ecologically sensitive land made before February 11, 2014	510		
Total current-year gifts of certified ecologically sensitive land made after February 10, 2014	520		
Subtotal (add lines 550, 510, and 520)		M	
Subtotal (amount L plus amount M)		N	
Deduct:			
Adjustment for an acquisition of control	555		
Amount applied in the current year against taxable income (enter this amount on line 314 of the T2 return)	560		
Subtotal (line 555 plus line 560)		O	
Gifts of certified ecologically sensitive land closing balance (amount N minus amount O)	530		

* For the federal and Alberta, gifts made before February 11, 2014, expire after five tax years and gifts made after February 10, 2014, expire after ten tax years. For Québec, gifts made during a tax year that ended before March 24, 2006, expire after five tax years and gifts made during a tax year that ended after March 23, 2006 expire after twenty tax years.

Amounts carried forward – Gifts of certified ecologically sensitive land

Amount of carried forward gifts made on or after February 11, 2014, in the tax year including this date		Federal	Québec	Alberta
Year of origin:				
1 st prior year	2015-10-31			
2 nd prior year	2014-12-31			
3 rd prior year	2013-12-31			
4 th prior year	2012-12-31			
5 th prior year	2011-12-31			
6 th prior year*	2010-12-31			
7 th prior year	2009-12-31			
8 th prior year	2008-12-31			
9 th prior year	2007-12-31			
10 th prior year	2006-12-31			
11 th prior year*	2005-12-31			
12 th prior year	2004-12-31			
13 th prior year	2003-12-31			
14 th prior year	2002-12-31			
15 th prior year	2001-12-31			
16 th prior year	2000-12-31			
17 th prior year	1999-12-31			
18 th prior year				
19 th prior year				
20 th prior year				
21 st prior year*				
Total				

* For the federal and Alberta, gifts made before February 11, 2014, expire after five tax years and gifts made after February 10, 2014, expire after ten tax years. The field "Amount of carried forward gifts made on or after February 11, 2014, in the tax year including this date" is used to determine the portion of the gifts made in the tax year straddling February 11, 2014, that expires after ten tax years.
 For Québec, gifts made during a tax year that ended before March 24, 2006, expire after five tax years and gifts made in a tax year that ended after March 23, 2006, expire after twenty tax years.

Part 6 – Additional deduction for gifts of medicine

	Federal	Québec	Alberta
Additional deduction for gifts of medicine at the end of the previous tax year	P		
Deduct: Additional deduction for gifts of medicine expired after five tax years	639		
Additional deduction for gifts of medicine at the beginning of the current tax year	640	Q	
Add:			
Additional deduction for gifts of medicine transferred on an amalgamation or the wind-up of a subsidiary	650		
Additional deduction for gifts of medicine for the current year:			
Proceeds of disposition	602	1	1
Cost of gifts of medicine	601	2	2
Subtotal (line 1 minus line 2)		3	3
Line 3 multiplied by 50 %		4	4
Eligible amount of gifts	600	5	5
Federal			
a _____ x $\left(\frac{b}{c}\right)$ = Additional deduction for gifts of medicine for the current year	610		
Québec			
a _____ x $\left(\frac{b}{c}\right)$ = Additional deduction for gifts of medicine for the current year			
Alberta			
a _____ x $\left(\frac{b}{c}\right)$ = Additional deduction for gifts of medicine for the current year			
where:			
a is the lesser of line 2 and line 4			
b is the eligible amount of gifts (line 600)			
c is the proceeds of disposition (line 602)			
Subtotal (line 650 plus line 610)		R	
Subtotal (amount Q plus amount R)		S	
Deduct:			
Adjustment for an acquisition of control	655		
Amount applied in the current year against taxable income (enter this amount on line 315 of the T2 return)	660		
Subtotal (line 655 plus line 660)		T	
Additional deduction for gifts of medicine closing balance (amount S minus amount T)	680		

Amounts carried forward – Additional deduction for gifts of medicine

Year of origin:	Federal	Québec	Alberta
1 st prior year 2015-10-31			
2 nd prior year 2014-12-31			
3 rd prior year 2013-12-31			
4 th prior year 2012-12-31			
5 th prior year 2011-12-31			
6 th prior year* 2010-12-31			
Total			

* These donations expired in the current year.

Québec – Gifts of musical instruments

Gifts of musical instruments at the end of the previous tax year	_____	A
Deduct: Gifts of musical instruments expired after twenty tax years	_____	B
Gifts of musical instruments at the beginning of the tax year	_____	C
Add:		
Gifts of musical instruments transferred on an amalgamation or the wind-up of a subsidiary	_____	D
Total current-year gifts of musical instruments	_____	E
	Subtotal (line D plus line E)	=====
		F
Deduct: Adjustment for an acquisition of control	_____	G
Total gifts of musical instruments available	_____	H
Deduct: Amount applied against taxable income	_____	I
Gifts of musical instruments closing balance	=====	J

Amounts carried forward – Gifts of musical instruments

Year of origin:		Québec
1 st prior year	2015-10-31	_____
2 nd prior year	2014-12-31	_____
3 rd prior year	2013-12-31	_____
4 th prior year	2012-12-31	_____
5 th prior year	2011-12-31	_____
6 th prior year*	2010-12-31	_____
7 th prior year	2009-12-31	_____
8 th prior year	2008-12-31	_____
9 th prior year	2007-12-31	_____
10 th prior year	2006-12-31	_____
11 th prior year	2005-12-31	_____
12 th prior year	2004-12-31	_____
13 th prior year	2003-12-31	_____
14 th prior year	2002-12-31	_____
15 th prior year	2001-12-31	_____
16 th prior year	2000-12-31	_____
17 th prior year	1999-12-31	_____
18 th prior year		_____
19 th prior year		_____
20 th prior year		_____
21 st prior year*		_____
Total		=====

* These gifts expired in the current year.

**DIVIDENDS RECEIVED, TAXABLE DIVIDENDS PAID, AND
PART IV TAX CALCULATION**

SCHEDULE 3

Name of corporation HYDRO ONE NETWORKS INC.	Business Number 87086 5821 RC0001	Tax year-end Year Month Day 2015-11-04
---	---	---

- This schedule is for the use of any corporation to report:
 - non-taxable dividends under section 83;
 - deductible dividends under subsection 138(6);
 - taxable dividends deductible from income under section 112, subsection 113(2) and paragraphs 113(1)(a), (b) or (d); or
 - taxable dividends paid in the tax year that qualify for a dividend refund.
- The calculations in this schedule apply only to private or subject corporations.
- Parts, sections, subsections, and paragraphs referred to on this schedule are from the federal *Income Tax Act*.
- A recipient corporation is connected with a payer corporation at any time in a tax year, if at that time the recipient corporation:
 - controls the payer corporation, other than because of a right referred to in paragraph 251(5)(b); or
 - owns more than 10% of the issued share capital (with full voting rights), and shares that have a fair market value of more than 10% of the fair market value of all shares of the payer corporation.
- File one completed copy of this schedule with your *T2 Corporation Income Tax Return*.
- Column A – Enter "X" if dividends received from a foreign source (connected corporation only).
- Column F1 – Enter the amount of dividends received reported in column 240 that are eligible.
- Column F2 – Enter the code that applies to the deductible taxable dividend.
- Column FF – Indicate if the dividends have been received before January 1, 2016, or after December 31, 2015. This information is required to determine the appropriate rate for the Part IV tax calculation.

Part 1 – Dividends received in the tax year

Do not include dividends received from foreign non-affiliates.

Name of payer corporation (from which the corporation received the dividend)	Complete if payer corporation is connected				E Non-taxable dividend under section 83
	A	B Enter 1 if payer corporation is connected	C Business Number of connected corporation	D Tax year-end of the payer corporation in which the sections 112/113 and subsection 138(6) dividends in column F were paid YYYY/MM/DD (See note)	
200		205	210	220	230
Total (enter on line 402 of Schedule 1)					

Note: If your corporation's tax year-end is different than that of the connected payer corporation, your corporation could have received dividends from more than one tax year of the payer corporation. If so, use a separate line to provide the information for each tax year of the payer corporation. For more details, consult the Help.

F Taxable dividends deductible from taxable income under section 112, subsections 113(2) and 138(6), and paragraphs 113(1)(a), (b), or (d)*	F1 Eligible dividends (included in column F)	F2	FF	Complete if payer corporation is connected		I Part IV tax before deductions F x rate ***
				G Total taxable dividends paid by connected payer corporation (for tax year in column D)	H Dividend refund of the connected payer corporation (for tax year in column D)**	
240				250	260	270
Total (enter the amount from column F on line 320 of the T2 return and amount J in Part 2)						J

Total (enter the amount from column F on line 320 of the T2 return and amount J in Part 2)

* If taxable dividends are received, enter the amount in column 240, but if the corporation is not subject to Part IV tax (such as a public corporation other than a subject corporation as defined in subsection 186(3)), enter "0" in column 270. Life insurers are not subject to Part IV tax on subsection 138(6) dividends.

** If the connected payer corporation's tax year ends after the corporation's balance-due day for the tax year (two or three months, as applicable), you have to estimate the payer's dividend refund when you calculate the corporation's Part IV tax payable.

*** For dividends received from connected corporations: Part IV tax = $\frac{\text{Column F} \times \text{Column H}}{\text{Column G}}$

Rate: The Part IV tax rate is 38 1/3% for dividends received after December 31, 2015, and 33 1/3% for dividends received before January 1, 2016.

Part 2 – Calculation of Part IV tax payable

Part IV tax before deductions (amount J in Part 1)

Deduct:
Part IV.I tax payable on dividends subject to Part IV tax **320**
Subtotal

Deduct:
Current-year non-capital loss claimed to reduce Part IV tax **330**
Non-capital losses from previous years claimed to reduce Part IV tax **335**
Current-year farm loss claimed to reduce Part IV tax **340**
Farm losses from previous years claimed to reduce Part IV tax **345**
Total losses applied against Part IV tax x 1 / 3 =

Part IV tax payable (enter amount on line 712 of the T2 return) **360**

Part 3 – Taxable dividends paid in the tax year that qualify for a dividend refund

	A	B	C	D	D1
	Name of connected recipient corporation	Business Number	Tax year end of connected recipient corporation in which the dividends in column D were received YYYY/MM/DD (See note)	Taxable dividends paid to connected corporations	Eligible dividends (included in column D)
	400	410	420	430	
1	Hydro One Inc.	86999 4731 RC0001	2015-11-04	10,000,000,000	

Note
If your corporation's tax year-end is different than that of the connected recipient corporation, your corporation could have paid dividends in more than one tax year of the recipient corporation. If so, use a separate line to provide the information for each tax year of the recipient corporation. For more details, consult the Help.

Total **10,000,000,000**

Total taxable dividends paid in the tax year to other than connected corporations **450**

Eligible dividends (included in line 450) 450a

Total taxable dividends paid in the tax year that qualify for a dividend refund (total of column D above plus line 450) **460** 10,000,000,000

Part 4 – Total dividends paid in the tax year

Complete this part if the total taxable dividends paid in the tax year that qualify for a dividend refund (line 460 above) is different from the total dividends paid in the tax year.

Total taxable dividends paid in the tax year for the purposes of a dividend refund (from above) 10,000,000,000

Other dividends paid in the tax year (total of 510 to 540)

Total dividends paid in the tax year **500** 10,000,000,000

Deduct:
Dividends paid out of capital dividend account **510**
Capital gains dividends **520**
Dividends paid on shares described in subsection 129(1.2) **530**
Taxable dividends paid to a controlling corporation that was bankrupt at any time in the year **540**
Subtotal

Total taxable dividends paid in the tax year that qualify for a dividend refund 10,000,000,000

Corporation Loss Continuity and Application

Corporation's name HYDRO ONE NETWORKS INC.	Business number 87086 5821 RC0001	Tax year-end Year Month Day 2015-11-04
---	--------------------------------------	--

- Use this form to determine the continuity and use of available losses; to determine a current-year non-capital loss, farm loss, restricted farm loss, or limited partnership loss; to determine the amount of restricted farm loss and limited partnership loss that can be applied in a year; and to ask for a loss carryback to previous years.
- A corporation can choose whether or not to deduct an available loss from income in a tax year. The corporation can deduct losses in any order. However, for each type of loss, deduct the oldest loss first.
- According to subsection 111(4) of the *Income Tax Act*, when control has been acquired, no amount of capital loss incurred for a tax year ending before that time is deductible in computing taxable income in a tax year ending after that time. Also, no amount of capital loss incurred in a tax year ending after that time is deductible in computing taxable income of a tax year ending before that time.
- When control has been acquired, subsection 111(5) provides for similar treatment of non-capital and farm losses, except as listed in paragraphs 111(5)(a) and (b).
- For information on these losses, see the *T2 Corporation – Income Tax Guide*.
- File one completed copy of this schedule with the T2 return, or send the schedule by itself to the tax centre where the return is filed.
- All legislative references are to the *Income Tax Act*.

Part 1 – Non-capital losses

Determination of current-year non-capital loss	
Net income (loss) for income tax purposes	-2,091,831 A
Deduct: (increase a loss)	
Net capital losses deducted in the year (enter as a positive amount)	_____ a
Taxable dividends deductible under section 112 or subsections 113(1) or 138(6)	_____ b
Amount of Part VI.1 tax deductible	_____ c
Amount deductible as prospector's and grubstaker's shares – Paragraph 110(1)(d.2)	_____ d
Subtotal (total of amounts a to d)	_____ B
Subtotal (amount A minus amount B; if positive, enter "0")	-2,091,831 C
Deduct: (increase a loss)	
Section 110.5 or subparagraph 115(1)(a)(vii) – Addition for foreign tax deductions	_____ D
Subtotal (amount C minus amount D)	-2,091,831 E
Add: (decrease a loss)	
Current-year farm loss (whichever is less: the net loss from farming or fishing included in the income, or the non-capital loss before deducting the farm loss)	_____ F
Current-year non-capital loss (amount E plus amount F; if positive, enter "0")	-2,091,831 G
If amount G is negative, enter it on line 110 as a positive.	
Continuity of non-capital losses and request for a carryback	
Non-capital loss at the end of the previous tax year	_____ e
Deduct: Non-capital loss expired*	100 _____ f
Non-capital losses at the beginning of the tax year (amount minus amount f)	102 _____ H
Add:	
Non-capital losses transferred on an amalgamation or the wind-up of a subsidiary corporation	105 _____ g
Current-year non-capital loss (from amount G)	110 2,091,831 h
Subtotal (amount g plus amount h)	2,091,831 I
Subtotal (amount H plus amount I)	2,091,831 J
* A non-capital loss expires as follows:	
<ul style="list-style-type: none"> • after 10 tax years if it arose in a tax year ending after March 22, 2004, and before 2006; and • after 20 tax years if it arose in a tax year ending after 2005. 	
An allowable business investment loss becomes a net capital loss after 10 tax years if it arose in a tax year ending after March 22, 2004.	

Part 1 – Non-capital losses (continued)

Deduct:	
Other adjustments (includes adjustments for an acquisition of control)	150 _____ i
Section 80 – Adjustments for forgiven amounts	140 _____ j
Subsection 111(10) – Adjustments for fuel tax rebate	_____ j.1
Non-capital losses of previous tax years applied in the current tax year	130 _____ k
Enter amount k on line 331 of the T2 Return.	
Current and previous year non-capital losses applied against current-year taxable dividends subject to Part IV tax**	135 _____ l
Subtotal (total of amounts i to l) _____ K	
Non-capital losses before any request for a carryback (amount minus amount K) <u>2,091,831</u> L	
Deduct – Request to carry back non-capital loss to:	
First previous tax year to reduce taxable income	901 _____ m
Second previous tax year to reduce taxable income	902 _____ n
Third previous tax year to reduce taxable income	903 _____ o
First previous tax year to reduce taxable dividends subject to Part IV tax	911 _____ p
Second previous tax year to reduce taxable dividends subject to Part IV tax	912 _____ q
Third previous tax year to reduce taxable dividends subject to Part IV tax	913 _____ r
Total of requests to carry back non-capital losses to previous tax years (total of amounts m to _____ M	
Closing balance of non-capital losses to be carried forward to future tax years (amount minus amount M) <u>180</u> <u>2,091,831</u> N	
** Amount l is the total of lines 330 and 335 from Schedule 3 <i>Dividends Received, Taxable Dividends Paid, and Part IV Tax Calculation</i> .	

Part 2 – Capital losses

Continuity of capital losses and request for a carryback	
Capital losses at the end of the previous tax year	200 _____ a
Capital losses transferred on the amalgamation or the wind-up of a subsidiary corporation	205 _____ b
Subtotal (amount a plus amount b) _____ A	
Deduct:	
Other adjustments (includes adjustments for an acquisition of control)	250 _____ c
Section 80 – Adjustments for forgiven amounts	240 _____ d
Subtotal (amount c plus amount d) _____ B	
Subtotal (amount A minus amount B) _____ C	
Add: Current-year capital loss (from the calculation on Schedule 6 <i>Summary of Dispositions of Capital Property</i>)	210 _____ D
Unused non-capital losses that expired in the tax year*	_____ e
Allowable business investment losses (ABIL) that expired as non-capital losses in the tax year**	_____ f
Enter amount e or f, whichever is less	215 _____ g
ABILs expired as non-capital loss: line 215 divided by 0.500000	220 _____ E
Subtotal (total of amounts C to E) _____ F	
Note	
If there has been an amalgamation or a windup of a subsidiary, do a separate calculation of the ABIL expired as non-capital loss for each predecessor or subsidiary. Add all these amounts and enter the total on line 220 above.	
* If the losses were incurred in a tax year ending after March 22, 2004, and before 2006, enter the losses from the 11th previous tax year. Enter the losses from the 21st previous tax year if the losses were incurred in a tax year ending after 2005. Enter the part that was not used in previous years and the current year on line e.	
** If the losses were incurred in a tax year ending after March 22, 2004, enter the losses from the 11th previous tax year. Enter the full amount on line f.	

Part 2 – Capital losses (continued)

Deduct: Capital losses from previous tax years applied against the current-year net capital gain*** **225** _____ G
 Capital losses before any request for a carryback (amount **minus** amount G) _____ H

Deduct – Request to carry back capital loss to**:**

	Capital gain (100%)	Amount carried back (100%)	
First previous tax year	951	_____	h
Second previous tax year	952	_____	i
Third previous tax year	953	_____	j
Subtotal (total of amounts h to j) _____			I
Closing balance of capital losses to be carried forward to future tax years (amount minus amount I) 280			J

*** To get the net capital losses required to reduce the taxable capital gain included in the net income (loss) for the purpose of current-year tax, enter the amount from line 225 **multiplied** by 50% on line 332 of the T2 return.

**** On line 225, 951, 952, or 953, whichever applies, enter the actual amount of the loss. When the loss is applied **multiply** this amount by the 50% inclusion rate.

Part 3 – Farm losses

Continuity of farm losses and request for a carryback

Farm losses at the end of the previous tax year _____ a
Deduct: Farm loss expired* **300** _____ b
 Farm losses at the beginning of the tax year (amount **minus** amount b) **302** _____ A

Add:

Farm losses transferred on the amalgamation or the windup of a subsidiary corporation **305** _____ c
 Current-year farm loss (amount F in Part 1) **310** _____ d
 Subtotal (amount **c plus** amount d) _____ B
 Subtotal (amount **A plus** amount B) _____ C

Deduct:

Other adjustments (includes adjustments for an acquisition of control) **350** _____ e
 Section 80 – Adjustments for forgiven amounts **340** _____ f
 Farm losses of previous tax years applied in the current tax year **330** _____ g
 Enter amount g on line 334 of the T2 Return.
 Current and previous year farm losses applied against current-year taxable dividends subject to Part IV tax** **335** _____ h
 Subtotal (total of amounts e to h) _____ D
 Farm losses before any request for a carryback (amount **minus** amount D) _____ E

Deduct – Request to carry back farm loss to:

First previous tax year to reduce taxable income	921	_____	i
Second previous tax year to reduce taxable income	922	_____	j
Third previous tax year to reduce taxable income	923	_____	k
First previous tax year to reduce taxable dividends subject to Part IV tax	931	_____	l
Second previous tax year to reduce taxable dividends subject to Part IV tax	932	_____	m
Third previous tax year to reduce taxable dividends subject to Part IV tax	933	_____	n
Subtotal (total of amounts i to n) _____			F
Closing balance of farm losses to be carried forward to future tax years (amount minus amount F) 380			G

* A farm loss expires as follows:
 after **10** tax years if it arose in a tax year ending before 2006; and
 after **20** tax years if it arose in a tax year ending after 2005.

** Amount h is the total of lines 340 and 345 from Schedule 3.

Part 4 – Restricted farm losses

Current-year restricted farm loss

Total losses for the year from farming business	485	A
Minus the deductible farm loss:		
(amount A above _____ – \$2,500) divided by 2 = _____ a		
Amount a or \$ 15,000 *, whichever is less	2,500	c
Subtotal (amount b plus amount c)	2,500	B
Current-year restricted farm loss (amount A minus amount B)	2,500	C

Continuity of restricted farm losses and request for a carryback

Restricted farm losses at the end of the previous tax year	_____	d
Deduct: Restricted farm loss expired**	400	e
Restricted farm losses at the beginning of the tax year (amount d minus amount e)	402	D
Add:		
Restricted farm losses transferred on the amalgamation or the wind-up of a subsidiary corporation	405	f
Current-year restricted farm loss (from amount C)	410	g
Enter amount g on line 233 of Schedule 1 <i>Net Income (Loss) for Income Tax Purposes</i> .		
Subtotal (amount f plus amount g)	_____	E
Subtotal (amount D plus amount E)	_____	F

Deduct:

Restricted farm losses from previous tax years applied against current farming income	430	h
Enter amount h on line 333 of the T2 return.		
Section 80 – Adjustments for forgiven amounts	440	i
Other adjustments	450	j
Subtotal (total of amounts h to j)	_____	G
Restricted farm losses before any request for a carryback (amount F minus amount G)	_____	H

Deduct – Request to carry back restricted farm loss to:

First previous tax year to reduce farming income	941	k
Second previous tax year to reduce farming income	942	l
Third previous tax year to reduce farming income	943	m
Subtotal (total of amounts k to m)	_____	I
Closing balance of restricted farm losses to be carried forward to future tax years (amount H minus amount I)	480	J

Note

The total losses for the year from all farming businesses are calculated without including scientific research expenses.

* For tax years that end before March 21, 2013, use \$6,250 instead of \$15,000.

** A restricted farm loss expires as follows:
after 10 tax years if it arose in a tax year ending before 2006; and
after 20 tax years if it arose in a tax year ending after 2005.

Part 5 – Listed personal property losses

Continuity of listed personal property loss and request for a carryback

Listed personal property losses at the end of the previous tax year a

Deduct: Listed personal property loss expired after seven tax years **500** b

Listed personal property losses at the beginning of the tax year (amount **minus** amount b) ... **502** A

Add: Current-year listed personal property loss (from Schedule 6) **510** B

Subtotal (amount A **plus** amount B) C

Deduct:

Previous year personal property losses applied in the current tax year against listed personal property gains **530** c
 Enter amount c on line 655 of Schedule 6.

Other adjustments **550** d

Subtotal (amount c **plus** amount d) D

Listed personal property losses remaining before any request for a carryback (amount **minus** amount D) E

Deduct – Request to carry back listed personal property loss to:

First previous tax year to reduce listed personal property gains **961** e

Second previous tax year to reduce listed personal property gains **962** f

Third previous tax year to reduce listed personal property gains **963** g

Subtotal (total of amounts e to g) F

Closing balance of listed personal property losses to be carried forward to future tax years (amount **minus** amount F) **580** G

Part 7 – Limited partnership losses

Current-year limited partnership losses

1	2	3	4	5	6	7
Partnership identifier	Tax year ending YYYY/MM/DD	Corporation's share of limited partnership loss	Corporation's at-risk amount	Total of corporation's share of partnership investment tax credit, farming losses, and resource expenses	Column 4 minus column 5 (if negative, enter "0")	Current-year limited partnership losses (column 3 minus 6)
600	602	604	606	608		620

Total (enter this amount on line 222 of Schedule 1)

Limited partnership losses from previous tax years that may be applied in the current year

1	2	3	4	5	6	7
Partnership identifier	Tax year ending YYYY/MM/DD	Limited partnership losses at the end of the previous tax year	Corporation's at-risk amount	Total of corporation's share of partnership investment tax credit, business or property losses, and resource expenses	Column 4 minus column 5 (if negative, enter "0")	Limited partnership losses that may be applied in the year (the lesser of columns 3 and 6)
630	632	634	636	638		650

Continuity of limited partnership losses that can be carried forward to future tax years

1	2	3	4	5	6
Partnership identifier	Limited partnership losses at the end of the previous tax year	Limited partnership losses transferred on an amalgamation or the windup of a subsidiary	Current-year limited partnership losses (from line 620)	Limited partnership losses applied in the current year (cannot be more than line 650)	Current year limited partnership losses closing balance to be carried forward to future years (column 2 plus column 3 plus column 4 minus column 5)
660	662	664	670	675	680

Total (enter this amount on line 335 of the T2 return)

Note

If you have any current–or previous–year losses, enter your partnership identifier on line 600, 630, or 660.

Part 8 – Election under paragraph 88(1.1)(f)

If you are making an election under paragraph 88(1.1)(f), check the box **190** Yes

Further to a winding-up of a subsidiary, the portion of a non-capital loss, restricted farm loss, farm loss, or limited partnership loss from a wholly-owned subsidiary is deemed to be the loss of a parent from its tax year starting after the commencement of the winding-up.

Note

This election is only applicable for wind-ups under subsection 88(1) that are reported on Schedule 2 *First-Time Filer after Incorporation, Amalgamation, or Winding-up of a Subsidiary into a Parent*, and the deemed provision is only for the tax years that start after the commencement of the wind-up.

Non-Capital Loss Continuity Workchart

Part 6 – Analysis of balance of losses by year of origin

Non-capital losses – losses that can be carried forward over 20 years

Year of origin	Balance at beginning of year	Loss incurred in current year	Adjustments and transfers	Loss carried back Parts I & IV	Applied to reduce		Balance at end of year
					Taxable income	Part IV tax	
Current	N/A	2,091,831			N/A		2,091,831
1st preceding taxation year 2015-10-31		N/A		N/A			
2nd preceding taxation year 2014-12-31		N/A		N/A			
3rd preceding taxation year 2013-12-31		N/A		N/A			
4th preceding taxation year 2012-12-31		N/A		N/A			
5th preceding taxation year 2011-12-31		N/A		N/A			
6th preceding taxation year 2010-12-31		N/A		N/A			
7th preceding taxation year 2009-12-31		N/A		N/A			
8th preceding taxation year 2008-12-31		N/A		N/A			
9th preceding taxation year 2007-12-31		N/A		N/A			
10th preceding taxation year 2006-12-31		N/A		N/A			
11th preceding taxation year 2005-12-31		N/A		N/A			
12th preceding taxation year 2004-12-31		N/A		N/A			
13th preceding taxation year 2003-12-31		N/A		N/A			
14th preceding taxation year 2002-12-31		N/A		N/A			
15th preceding taxation year 2001-12-31		N/A		N/A			
16th preceding taxation year 2000-12-31		N/A		N/A			
17th preceding taxation year 1999-12-31		N/A		N/A			
18th preceding taxation year		N/A		N/A			
19th preceding taxation year		N/A		N/A			
20th preceding taxation year		N/A		N/A			*
Total		2,091,831					2,091,831

* This balance expires this year and will not be available next year.

Tax Calculation Supplementary – Corporations

Corporation's name HYDRO ONE NETWORKS INC.	Business Number 87086 5821 RC0001	Tax year-end Year Month Day 2015-11-04
--	---	---

- Use this schedule if, during the tax year, the corporation:
 - had a permanent establishment in more than one jurisdiction (corporations that have no taxable income should only complete columns A, B and D in Part 1);
 - is claiming provincial or territorial tax credits or rebates (see Part 2); or
 - has to pay taxes, other than income tax, for Newfoundland and Labrador, or Ontario (see Part 2).
- Regulations mentioned in this schedule are from the *Income Tax Regulations*.
- For more information, see the *T2 Corporation – Income Tax Guide*.
- Enter the regulation number in field 100 of Part 1.

Part 1 – Allocation of taxable income

100		Enter the Regulation that applies (402 to 413).				
A Jurisdiction Tick yes if the corporation had a permanent establishment in the jurisdiction during the tax year. *		B Total salaries and wages paid in jurisdiction	C (B x taxable income**) / G	D Gross revenue	E (D x taxable income**) / H	F Allocation of taxable income (C + E) x 1/2*** (where either G or H is nil, do not multiply by 1/2)
Newfoundland and Labrador	003 1 Yes <input type="checkbox"/>	103		143		
Newfoundland and Labrador Offshore	004 1 Yes <input type="checkbox"/>	104		144		
Prince Edward Island	005 1 Yes <input type="checkbox"/>	105		145		
Nova Scotia	007 1 Yes <input type="checkbox"/>	107		147		
Nova Scotia Offshore	008 1 Yes <input type="checkbox"/>	108		148		
New Brunswick	009 1 Yes <input type="checkbox"/>	109		149		
Quebec	011 1 Yes <input type="checkbox"/>	111		151		
Ontario	013 1 Yes <input type="checkbox"/>	113		153		
Manitoba	015 1 Yes <input type="checkbox"/>	115		155		
Saskatchewan	017 1 Yes <input type="checkbox"/>	117		157		
Alberta	019 1 Yes <input type="checkbox"/>	119		159		
British Columbia	021 1 Yes <input type="checkbox"/>	121		161		
Yukon	023 1 Yes <input type="checkbox"/>	123		163		
Northwest Territories	025 1 Yes <input type="checkbox"/>	125		165		
Nunavut	026 1 Yes <input type="checkbox"/>	126		166		
Outside Canada	027 1 Yes <input type="checkbox"/>	127		167		
Total		129	G	169	H	

* "Permanent establishment" is defined in Regulation 400(2).

** If the corporation has income or loss from an international banking centre: the taxable income is the amount on line 360 or line Z of the T2 return plus the total amount not required to be included, minus the total amount not allowed to be deducted, in calculating the corporation's income under section 33.1 of the federal *Income Tax Act*. This does not apply to tax years starting after March 20, 2013.

*** For corporations other than those described under Regulation 402, use the appropriate calculation described in the Regulations to allocate taxable income.

- Notes:**
1. After determining the allocation of taxable income, you have to calculate the corporation's provincial or territorial tax payable. For more information on how to calculate the tax for each province or territory, see the instructions for Schedule 5 in the *Corporation – Income Tax Guide*.
 2. If the corporation has provincial or territorial tax payable, complete Part 2.

Part 2 – Ontario tax payable, tax credits, and rebates

Total taxable income	Income eligible for small business deduction	Provincial or territorial allocation of taxable income	Provincial or territorial tax payable before credits
Ontario basic income tax (from Schedule 500)			270
Deduct: Ontario small business deduction (from Schedule 500)			402
			Subtotal A6
Add:			
Ontario additional tax re Crown royalties (from Schedule 504)			274
Ontario transitional tax debits (from Schedule 506)			276
Recapture of Ontario research and development tax credit (from Schedule 508)			277
			Subtotal B6
			Subtotal (amount A6 plus amount B6) C6
Deduct:			
Ontario resource tax credit (from Schedule 504)			404
Ontario tax credit for manufacturing and processing (from Schedule 502)			406
Ontario foreign tax credit (from Schedule 21)			408
Ontario credit union tax reduction (from Schedule 500)			410
Ontario transitional tax credits (from Schedule 506)			414
Ontario political contributions tax credit (from Schedule 525)			415
			Subtotal D6
			Subtotal (amount C6 minus amount D6) (if negative, enter "0") E6
Deduct: Ontario research and development tax credit (from Schedule 508)			416
Ontario corporate income tax payable before Ontario corporate minimum tax credit and Ontario community food program donation tax credit for farmers (amount E6 minus amount on line 416) (if negative, enter "0")			F6
Deduct:			
Ontario corporate minimum tax credit (from Schedule 510)			418
Ontario community food program donation tax credit for farmers (from Schedule 2)			420
Ontario corporate income tax payable (amount F6 minus amounts on line 418 and line 420) (if negative, enter "0")			G6
Add:			
Ontario corporate minimum tax (from Schedule 510)			278 199,901
Ontario special additional tax on life insurance corporations (from Schedule 512)			280
			Subtotal 199,901 H6
Total Ontario tax payable before refundable credits (amount G6 plus amount H6)			199,901 I6
Deduct:			
Ontario qualifying environmental trust tax credit			450
Ontario co-operative education tax credit (from Schedule 550)			452
Ontario apprenticeship training tax credit (from Schedule 552)			454
Ontario computer animation and special effects tax credit (from Schedule 554)			456
Ontario film and television tax credit (from Schedule 556)			458
Ontario production services tax credit (from Schedule 558)			460
Ontario interactive digital media tax credit (from Schedule 560)			462
Ontario sound recording tax credit (from Schedule 562)			464
Ontario book publishing tax credit (from Schedule 564)			466
Ontario innovation tax credit (from Schedule 566)			468
Ontario business-research institute tax credit (from Schedule 568)			470
			Subtotal J6
Net Ontario tax payable or refundable credit (amount I6 minus amount J6)			290 199,901 K6

(if a credit, enter a negative amount) Include this amount on line 255.

Summary

Enter the total net tax payable or refundable credits for all provinces and territories on line 255.

Net provincial and territorial tax payable or refundable credits **255** 199,901

If the amount on line 255 is positive, enter the net provincial and territorial tax payable on line 760 of the T2 return.

If the amount on line 255 is negative, enter the net provincial and territorial refundable tax credits on line 812 of the T2 return.

Capital Cost Allowance (CCA)

Corporation's name HYDRO ONE NETWORKS INC.	Business Number 87086 5821 RC0001	Tax year end Year Month Day 2015-11-04
---	--	--

For more information, see the section called "Capital Cost Allowance" in the *Corporation Income Tax Guide*.

Is the corporation electing under Regulation 1101(5q)? **101** 1 Yes 2 No

1 Class number (See Note)	2 Description	3 Undepreciated capital cost at the beginning of the year (amount from column 12 of last year's schedule 8)	4 Cost of acquisitions during the year (new property must be available for use)*	5 Adjustments and transfers**	6 Proceeds of dispositions during the year (amount not to exceed the capital cost)	7 50% rule (1/2 of the amount, if any, by which the net cost of acquisitions exceeds column 5)***	8 Reduced undepreciated capital cost	9 CCA rate %****	10 Recapture of capital cost allowance***** (line 107 of Schedule 1)	11 Terminal loss (line 404 of Schedule 1)	12 Capital cost allowance (for declining balance method, column 7 multiplied by column 8, or a lower amount) (line 403 of Schedule 1)*****	13 Undepreciated capital cost at the end of the year (column 6 plus column 7 minus column 11)
200		201	203	205	207	211		212	213	215	217	220
1.	1		5,800,940	5,287,104,609	0	2,900,470	5,290,005,079	4	0	0	2,318,906	5,290,586,643
2.	2			3,256,786,260	0		3,256,786,260	6	0	0	2,141,449	3,254,644,811
3.	3		11,358,453	303,665,553	0	5,679,227	309,344,779	5	0	0	169,504	314,854,502
4.	6		7,898,936	78,894,548	0	3,949,468	82,844,016	10	0	0	90,788	86,702,696
5.	8		77,880,574	104,445,813	0	38,940,287	143,386,100	20	0	0	314,271	182,012,116
6.	9		832,725	18,456,750	0	416,363	18,873,112	25	0	0	51,707	19,237,768
7.	10		63,690,463	303,562,256	0	31,845,232	335,407,487	30	0	0	1,102,710	366,150,009
8.	12		14,895,902	309,217,562	0	7,447,951	316,665,513	100	0	0	3,470,307	320,643,157
9.	17		11,013,905	90,172,211	0	5,506,953	95,679,163	8	0	0	83,883	101,102,233
10.	42		8,858,467	121,530,116	0	4,429,234	125,959,349	12	0	0	165,645	130,222,938
11.	45			24,066,540	0		24,066,540	45	0	0	118,684	23,947,856
12.	46		2,362,721	7,194,198	0	1,181,361	8,375,558	30	0	0	27,536	9,529,383
13.	47		743,976,613	5,931,801,902	0	371,988,307	6,303,790,208	8	0	0	5,526,611	6,670,251,904
14.	50		48,536,772	224,553,024	0	24,268,386	248,821,410	55	0	0	1,499,745	271,590,051
15.	52			15,898,502	0		15,898,502	100	0	0	174,230	15,724,272
16.	13	Atrium on Bay (WBS 300040666)		44,976	0		44,976	NA	0	0	99	44,877
17.	13	Newmarket Garage (WBS 300040666)		74,875	0		74,875	NA	0	0	164	74,711
18.	13	255 Matheson Mississauga (WBS 300040666)		741,233	0		741,233	NA	0	0	1,625	739,608
19.	13	Nipigon (WBS 700011829)		87,323	0		87,323	NA	0	0	191	87,132
20.	13	Sudbury (WBS 700010356)		169,607	0		169,607	NA	0	0	186	169,421
21.	13	Lionhead (WBS 700015140)		21,780	0		21,780	NA	0	0	48	21,732
22.	13	Newmarket SC (WBS 700016578)	1,864	4,760	0	932	5,692	NA	0	0	10	6,614
23.	13	Orillia Forestry Work Centre (WBS 700016578)	75,801	137,738	0	37,901	175,638	NA	0	0	275	213,264
24.	13	483 Bay Street (WBS 300042991)	2,821,855	6,559,870	0	1,410,928	7,970,797	NA	0	0	8,735	9,372,990

1 Class number (See Note)	Description	2 Undepreciated capital cost at the beginning of the year (amount from column 12 of last year's schedule 8)	3 Cost of acquisitions during the year (new property must be available for use)*	4 Adjustments and transfers**	5 Proceeds of dispositions during the year (amount not to exceed the capital cost)	6 50% rule (1/2 of the amount, if any, by which the net cost of acquisitions exceeds column 5)***	7 Reduced undepreciated capital cost	8 CCA rate % ****	9 Recapture of capital cost allowance***** (line 107 of Schedule 1)	10 Terminal loss (line 404 of Schedule 1)	11 Capital cost allowance (for declining balance method, column 7 multiplied by column 8, or a lower amount) (line 403 of Schedule 1) *****	12 Undepreciated capital cost at the end of the year (column 6 plus column 7 minus column 11)
200		201	203	205	207	211		212	213	215	217	220
25.	13 Arnprior Forestry Work Centre (V		55,853	144,071	0	27,927	171,997	NA	0	0	269	199,655
26.	13 Orleans OC (WBS 700010809)		1,457,659		0	728,830	728,829	NA	0	0	4,792	1,452,867
27.	94 CIP	1,341,902,510			0		1,341,902,510	0	0	0		1,341,902,510
28.	93 Future Use Inventory	83,497,543			0		83,497,543	0	0	0		83,497,543
29.	90 Land	1,377,514,476			0		1,377,514,476	0	0	0		1,377,514,476
Totals		2,802,914,529	1,001,519,503	16,085,336,077		500,759,757	19,389,010,352				17,272,370	19,872,497,739

Note: Class numbers followed by a letter indicate the basic rate of the class taking into account the additional deduction allowed.
Class 1a: 4% + 6% = 10% (class 1 to 10%), class 1b: 4% + 2% = 6% (class 1 to 6%).

* Include any property acquired in previous years that has now become available for use. This property would have been previously excluded from column 3. List separately any acquisitions that are not subject to the 50% rule, see *Regulation 1100(2) and (2.2)*.

** Enter in column 4, "Adjustments and transfers", amounts that increase or reduce the undepreciated capital cost. Items that **increase** the undepreciated capital cost include amounts transferred under section 85, or transferred on amalgamation or winding-up of a subsidiary. Items that **reduce** the undepreciated capital cost include government assistance received or entitled to be received in the year, or a reduction of capital cost after the application of section 80. See *the Corporation Income Tax Guide* for other examples of adjustments and transfers to include in column 4.

*** The net cost of acquisitions is the cost of acquisitions (column 3) **plus** or **minus** certain adjustments and transfers from column 4. For exceptions to the 50% rule, see Interpretation Bulletin IT-285 *Capital Cost Allowance – General Comments*.

**** Enter a rate only if you are using the declining balance method. For any other method (for example the straight-line method, where calculations are always based on the cost of acquisitions), enter N/A. Then enter the amount you are claiming in column 11.

***** For every entry in column 9, the "Recapture of capital cost allowance" there must be a corresponding entry in column 5, "Proceeds of dispositions during the year". The recapture and terminal loss rules do not apply to passenger vehicles in Class 10.1.

***** If the tax year is shorter than 365 days, prorate the CCA claim. Some classes of property do not have to be prorated. See the *T2 Corporation Income Tax Guide* for more information.

RELATED AND ASSOCIATED CORPORATIONS

Name of corporation HYDRO ONE NETWORKS INC.	Business Number 87086 5821 RC0001	Tax year end Year Month Day 2015-11-04
--	--------------------------------------	--

- Complete this schedule if the corporation is related to or associated with at least one other corporation.
- For more information, see the *T2 Corporation Income Tax Guide*.

	100	200	300	400	500	550	600	650	700
	Name	Country of residence (other than Canada)	Business number (see note 1)	Relationship code (see note 2)	Number of common shares you own	% of common shares you own	Number of preferred shares you own	% of preferred shares you own	Book value of capital stock
1.	HYDRO ONE LIMITED	CA	80512 9962 RC0001	3					
2.	HYDRO ONE INC.	CA	86999 4731 RC0001	1					
3.	2486267 ONTARIO INC	CA	80232 6124 RC0001	3					
4.	2486268 ONTARIO INC	CA	80167 4078 RC0001	3					
5.	HYDRO ONE REMOTE COMMUNITIE	CA	87083 6269 RC0001	3					
6.	HYDRO ONE TELECOM INC.	CA	86800 1066 RC0001	3					
7.	HYDRO ONE TELECOM LINK LIMITE	CA	88786 7513 RC0001	3					
8.	MUNICIPAL BILLING SERVICES INC	CA	87560 6519 RC0001	3					
9.	HYDRO ONE LAKE ERIE LINK MANA	CA	87892 1519 RC0002	3					
10.	1938454 ONTARIO INC.	CA	86391 7795 RC0002	3					
11.	1943404 ONTARIO INC.	CA	86248 6123 RC0002	3					
12.	B2M GP INC.	CA	81838 1840 RC0001	3					
13.	HYDRO ONE B2M HOLDINGS INC	CA	82217 7531 RC0001	3					
14.	HYDRO ONE B2M LP INC.	CA	81838 2046 RC0001	3					
15.	NORFOLK ENERGY INC	CA	86289 0399 RC0001	3					
16.	NORFOLK POWER DISTRIBUTION II	CA	86289 2593 RC0001	2					
17.	HALDIMAND COUNTY ENERGY INC	CA	89076 2412 RC0001	3					
18.	HALDIMAND COUNTY HYDRO INC	CA	89075 9814 RC0001	3					
19.	Woodstock Hydro Services Inc.	CA	89909 5012 RC0001	3					
20.	1937672 ONTARIO INC.	CA	81722 4561 RC0001	3					
21.	1937680 ONTARIO INC.	CA	81930 4924 RC0001	3					
22.	1937681 ONTARIO INC.	CA	81722 4363 RC0001	3					
23.	HYDRO ONE EAST WEST TIE INC.	CA	80105 5880 RC0001	3					

Note 1: Enter "NR" if the corporation is not registered or does not have a business number.

Note 2: Enter the code number of the relationship that applies from the following order: 1 - Parent 2 - Subsidiary 3 - Associated 4 - Related but not associated

CUMULATIVE ELIGIBLE CAPITAL DEDUCTION

Name of corporation HYDRO ONE NETWORKS INC.	Business Number 87086 5821 RC0001	Tax year-end Year Month Day 2015-11-04
--	--------------------------------------	--

- For use by a corporation that has eligible capital property. For more information, see the *Corporation Income Tax Guide*.
- A separate cumulative eligible capital account must be kept for each business.

Part 1 – Calculation of current year deduction and carry-forward

Cumulative eligible capital - Balance at the end of the preceding taxation year (if negative, enter "0")	200	_____	A
Add: Cost of eligible capital property acquired during the taxation year	222	_____	
Other adjustments	226	<u>5,170,292,129</u>	
Subtotal (line 222 plus line 226)		<u>5,170,292,129</u>	
			x 3 / 4 =	<u>3,877,719,097</u> B
Non-taxable portion of a non-arm's length transferor's gain realized on the transfer of an eligible capital property to the corporation after December 20, 2002	228	_____	
			x 1 / 2 =	_____ C
amount B minus amount C (if negative, enter "0")		<u>3,877,719,097</u>	<u>3,877,719,097</u> D
Amount transferred on amalgamation or wind-up of subsidiary	224	_____	E
Subtotal (add amounts A, D, and E)	230	<u>3,877,719,097</u>	F
Deduct: Proceeds of sale (less outlays and expenses not otherwise deductible) from the disposition of all eligible capital property during the taxation year	242	_____	G
The gross amount of a reduction in respect of a forgiven debt obligation as provided for in subsection 80(7)	244	_____	H
Other adjustments	246	_____	I
(add amounts G,H, and I)		_____	
			x 3 / 4 =	248 _____ J
Cumulative eligible capital balance (amount F minus amount J)		<u>3,877,719,097</u>	K
(if amount K is negative, enter "0" at line M and proceed to Part 2)				
Cumulative eligible capital for a property no longer owned after ceasing to carry on that business	249	_____	
amount K		<u>3,877,719,097</u>	
less amount from line 249		_____	
Current year deduction		<u>3,877,719,097</u>	
			x 7.00 % =	250 <u>2,974,689</u> *
(line 249 plus line 250) (enter this amount at line 405 of Schedule 1)		<u>2,974,689</u>	<u>2,974,689</u> L
Cumulative eligible capital – Closing balance (amount K minus amount L) (if negative, enter "0")	300	<u>3,874,744,408</u>	M

* You can claim any amount up to the maximum deduction of 7%. The deduction may not exceed the maximum amount prorated by the number of days in the taxation year divided by 365.

Part 2 – Amount to be included in income arising from disposition

(complete this part only if the amount at line K is negative)

Amount from line K (show as positive amount)					N
Total of cumulative eligible capital (CEC) deductions from income for taxation years beginning after June 30, 1988	400		1		
Total of all amounts which reduced CEC in the current or prior years under subsection 80(7)	401		2		
Total of CEC deductions claimed for taxation years beginning before July 1, 1988	402		3		
Negative balances in the CEC account that were included in income for taxation years beginning before July 1, 1988	408		4		
Line 3 minus line 4 (if negative, enter "0")			5		
Total of lines 1, 2 and 5			6		
Amounts included in income under paragraph 14(1)(b), as that paragraph applied to taxation years ending after June 30, 1988 and before February 28, 2000, to the extent that it is for an amount described at line 400			7		
Amounts at line T from Schedule 10 of previous taxation years ending after February 27, 2000			8		
Subtotal (line 7 plus line 8)	409		9		
Line 6 minus line 9 (if negative, enter "0")					O
Line N minus line O (if negative, enter "0")					P
		Line 5	x 1 / 2 =		Q
Line P minus line Q (if negative, enter "0")					R
		Amount R	x 2 / 3 =		S
Amount N or amount O, whichever is less					T
Amount to be included in income (amount S plus amount T) (enter this amount on line 108 of Schedule 1)				410	

Continuity of financial statement reserves (not deductible)

Financial statement reserves (not deductible)						
	Description	Balance at the beginning of the year	Transfer on an amalgamation or the wind-up of a subsidiary	Add	Deduct	Balance at the end of the year
1	OPEB Liability Short Term		48,537,000			48,537,000
2	OPEB Liability Long Term		1,555,838,518			1,555,838,518
3	Environmental Short Term		31,071,377			31,071,377
4	Environmental Long Term		188,891,116			188,891,116
5	Contingent Liabilities		12,201,961			12,201,961
6	Regulatory Accounts		198,281,224			198,281,224
7	Tenant Inducement		-2,383,295	31,910		-2,351,385
8	Asset Retirement Obligations		8,797,191	2,235		8,799,426
9	General Bad Debt Reserve		3,908,361			3,908,361
10	Insurance proceeds reserve		5,329,643			5,329,643
11	Non deductible accruals		35,000			35,000
12						
	Reserves from Part 2 of Schedule 13					
	Totals		2,050,508,096	34,145		2,050,542,241

The total opening balance plus the total transfers should be entered on line 414 of Schedule 1 as a deduction.
The total closing balance should be entered on line 126 of Schedule 1 as an addition.

AGREEMENT AMONG ASSOCIATED CANADIAN-CONTROLLED PRIVATE CORPORATIONS TO ALLOCATE THE BUSINESS LIMIT

- For use by a Canadian-controlled private corporation (CCPC) to identify all associated corporations and to assign a percentage for each associated corporation. This percentage will be used to allocate the business limit for purposes of the small business deduction. Information from this schedule will also be used to determine the date the balance of tax is due and to calculate the reduction to the business limit.
- An associated CCPC that has more than one tax year ending in a calendar year, is required to file an agreement for each tax year ending in that calendar year.

Column 1: Enter the legal name of each of the corporations in the associated group. Include non-CCPCs and CCPCs that have filed an election under subsection 256(2) of the *Income Tax Act* (ITA) not to be associated for purposes of the small business deduction.

Column 2: Provide the Business Number for each corporation (if a corporation is not registered, enter "NR").

Column 3: Enter the association code that applies to each corporation:

- 1 – Associated for purposes of allocating the business limit (unless code 5 applies)
- 2 – CCPC that is a "third corporation" that has elected under subsection 256(2) not to be associated for purposes of the small business deduction
- 3 – Non-CCPC that is a "third corporation" as defined in subsection 256(2)
- 4 – Associated non-CCPC
- 5 – Associated CCPC to which code 1 does not apply because of a subsection 256(2) election made by a "third corporation"

Column 4: Enter the business limit for the year of each corporation in the associated group. The business limit is computed at line 4 on page 4 of each respective corporation's T2 return.

Column 5: Assign a percentage to allocate the business limit to each corporation that has an association code 1 in column 3. The total of all percentages in column 5 cannot exceed 100%.

Column 6: Enter the business limit allocated to each corporation by multiplying the amount in column 4 by the percentage in column 5. Add all business limits allocated in column 6 and enter the total at line A. Ensure that the total at line A falls within the range for the calendar year to which the agreement applies:

Calendar year	Acceptable range
2006	maximum \$300,000
2007	\$300,001 to \$400,000

Calendar year	Acceptable range
2008	maximum \$400,000
2009	\$400,001 to \$500,000

If the calendar year to which this agreement applies is after 2009, ensure that the total at line A does not exceed \$500,000.

Allocating the business limit

Date filed (do not use this area) **025** Year Month Day

Enter the calendar year to which the agreement applies **050** Year
2015

Is this an amended agreement for the above-noted calendar year that is intended to replace an agreement previously filed by any of the associated corporations listed below? **075** 1 Yes 2 No

	1 Names of associated corporations 100	2 Business Number of associated corporations 200	3 Asso- ciation code 300	4 Business limit for the year (before the allocation) \$ 400	5 Percentage of the business limit % 350	6 Business limit allocated* \$ 400
1	HYDRO ONE NETWORKS INC.	87086 5821 RC0001	1	500,000	100.0000	500,000
2	HYDRO ONE LIMITED	80512 9962 RC0001	1	500,000		
3	HYDRO ONE INC.	86999 4731 RC0001	1	500,000		
4	2486267 ONTARIO INC	80232 6124 RC0001	1	500,000		
5	2486268 ONTARIO INC	80167 4078 RC0001	1	500,000		
6	HYDRO ONE REMOTE COMMUNITIES INC.	87083 6269 RC0001	1	500,000		
7	HYDRO ONE TELECOM INC.	86800 1066 RC0001	1	500,000		
8	HYDRO ONE TELECOM LINK LIMITED	88786 7513 RC0001	1	500,000		
9	MUNICIPAL BILLING SERVICES INC	87560 6519 RC0001	1	500,000		
10	HYDRO ONE LAKE ERIE LINK MANAGEMENT IN	87892 1519 RC0002	1	500,000		
11	1938454 ONTARIO INC.	86391 7795 RC0002	1	500,000		
12	1943404 ONTARIO INC.	86248 6123 RC0002	1	500,000		
13	B2M GP INC.	81838 1840 RC0001	1	500,000		

	1 Names of associated corporations 100	2 Business Number of associated corporations 200	3 Asso- ciation code 300	4 Business limit for the year (before the allocation) \$	5 Percentage of the business limit % 350	6 Business limit allocated* \$ 400
14	HYDRO ONE B2M HOLDINGS INC	82217 7531 RC0001	1	500,000		
15	HYDRO ONE B2M LP INC.	81838 2046 RC0001	1	500,000		
16	NORFOLK ENERGY INC	86289 0399 RC0001	1	500,000		
17	NORFOLK POWER DISTRIBUTION INC	86289 2593 RC0001	1	500,000		
18	HALDIMAND COUNTY ENERGY INC	89076 2412 RC0001	1	500,000		
19	HALDIMAND COUNTY HYDRO INC	89075 9814 RC0001	1	500,000		
20	Woodstock Hydro Services Inc.	89909 5012 RC0001	1	500,000		
21	1937672 ONTARIO INC.	81722 4561 RC0001	1	500,000		
22	1937680 ONTARIO INC.	81930 4924 RC0001	1	500,000		
23	1937681 ONTARIO INC.	81722 4363 RC0001	1	500,000		
24	HYDRO ONE EAST WEST TIE INC.	80105 5880 RC0001	1	500,000		
Total					100.0000	500,000 A

Business limit reduction under subsection 125(5.1) of the ITA

The business limit reduction is calculated in the small business deduction area of the T2 return. One of the factors used in this calculation is the "Large corporation amount" at line 415 of the T2 return. If the corporation is a member of an associated group** of corporations in the current tax year, the amount at line 415 of the T2 return is equal to $0.225\% \times (A - \$10,000,000)$ where, "A" is the total of taxable capital employed in Canada*** of each corporation in the associated group for its last tax year ending in the preceding calendar year.

* Each corporation will enter on line 410 of the T2 return, the amount allocated to it in column 6. However, if the corporation's tax year is less than 51 weeks, prorate the amount in column 6 by the number of days in the tax year divided by 365, and enter the result on line 410 of the T2 return.

Special rules apply if a CCPC has more than one tax year ending in a calendar year and is associated in more than one of those years with another CCPC that has a tax year ending in the same calendar year. If the tax year straddles January 1, 2009, the business limit for the second (or subsequent) tax year(s) will be equal to the lesser of the business limit that would have been determined for the first tax year ending in the calendar year, if \$500,000 was used in allocating the amounts among associated corporations and the business limit determined for the second (or subsequent) tax year(s) ending in the same calendar year. Otherwise, the business limit for the second (or subsequent) tax year(s) will be equal to the lesser of the business limit determined for the first tax year ending in the calendar year and the business limit determined for the second (or subsequent) tax year(s) ending in the same calendar year.

** The associated group includes the corporation filing this schedule and each corporation that has an "association code" of 1 or 4 in column 3.

*** "Taxable capital employed in Canada" has the meaning assigned by subsection 181.2(1) or 181.3(1) or section 181.4 of the ITA.

Taxable Capital Employed in Canada – Large Corporations

Corporation's name HYDRO ONE NETWORKS INC.	Business number 87086 5821 RC0001	Tax year-end Year Month Day 2015-11-04
--	---	---

- Use this schedule in determining if the total taxable capital employed in Canada of the corporation (other than a financial institution or an insurance corporation) and its related corporations is greater than \$10,000,000.
- If the total taxable capital employed in Canada of the corporation and its related corporations is greater than \$10,000,000, file a completed Schedule 33 with your T2 Corporation Income Tax Return no later than six months from the end of the tax year.
- Unless otherwise noted, all legislative references are to the *Income Tax Act* and the *Income Tax Regulations*.
- Subsection 181(1) defines the terms **financial institution**, **long-term debt**, and **reserves**.
- Subsection 181(3) provides the basis to determine the carrying value of a corporation's assets or any other amount under Part I.3 for its capital, investment allowance, taxable capital, or taxable capital employed in Canada, or for a partnership in which it has an interest.
- If the corporation was a non-resident of Canada throughout the year and carried on a business through a permanent establishment in Canada, go to Part 4, **Taxable capital employed in Canada**.

Part 1 – Capital

Add the following year-end amounts:

Reserves that have not been deducted in calculating income for the year under Part I	101	3,411,542,254		
Capital stock (or members' contributions if incorporated without share capital)	103	5,700,000,000		
Retained earnings	104	1,024,000,000		
Contributed surplus	105	5,000,000		
Any other surpluses	106			
Deferred unrealized foreign exchange gains	107			
All loans and advances to the corporation	108	9,623,494,000		
All indebtedness of the corporation represented by bonds, debentures, notes, mortgages, hypothecary claims, bankers' acceptances, or similar obligations	109			
Any dividends declared but not paid by the corporation before the end of the year	110			
All other indebtedness of the corporation (other than any indebtedness for a lease) that has been outstanding for more than 365 days before the end of the year	111			
The total of all amounts, each of which is the amount, if any, in respect of a partnership in which the corporation held a membership interest at the end of the year, either directly or indirectly through another partnership (see note below)	112			
Subtotal (add lines 101 to 112)		19,764,036,254		19,764,036,254 A

Note:

Line 112 is determined by the formula $(A - B) \times C/D$ (as per paragraph 181.2(3)(g)) where:

- A is the total of all amounts that would be determined for lines 101, 107, 108, 109, and 111 in respect of the partnership for its last fiscal period that ends at or before the end of the year if
 - a) those lines applied to partnerships in the same manner that they apply to corporations, and
 - b) those amounts were computed without reference to amounts owing by the partnership
 - (i) to any corporation that held a membership interest in the partnership either directly or indirectly through another partnership, or
 - (ii) to any partnership in which a corporation described in subparagraph (i) held a membership interest either directly or indirectly through another partnership.
- B is the partnership's deferred unrealized foreign exchange losses at the end of the period,
- C is the share of the partnership's income or loss for the period to which the corporation is entitled either directly or indirectly through another partnership, and
- D is the partnership's income or loss for the period.

Part 1 – Capital (continued)

Subtotal A (from page 1) 19,764,036,254 A

Deduct the following amounts:

Deferred tax debit balance at the end of the year	121	19,000,000	
Any deficit deducted in calculating its shareholders' equity (including, for this purpose, the amount of any provision for the redemption of preferred shares) at the end of the year	122		
To the extent that the amount may reasonably be regarded as being included in any of lines 101 to 112 above for the year, any amount deducted under subsection 135(1) in calculating income under Part I for the year.	123		
Deferred unrealized foreign exchange losses at the end of the year	124		
		Subtotal (add lines 121 to 124)	19,000,000
			19,000,000 B
Capital for the year (amount A minus amount B) (if negative, enter "0")	190		<u>19,745,036,254</u>

Part 2 – Investment allowance

Add the carrying value at the end of the year of the following assets of the corporation:

A share of another corporation	401	
A loan or advance to another corporation (other than a financial institution)	402	6,356,000
A bond, debenture, note, mortgage, hypothecary claim, or similar obligation of another corporation (other than a financial institution)	403	
Long-term debt of a financial institution	404	
A dividend payable on a share of the capital stock of another corporation	405	
A loan or advance to, or a bond, debenture, note, mortgage, hypothecary claim or similar obligation of, a partnership each member of which was, throughout the year, another corporation (other than a financial institution) that was not exempt from tax under this Part (otherwise than because of paragraph 181.1(3d)), or another partnership described in paragraph 181.2(4)(d.1)	406	
An interest in a partnership (see note 2 below)	407	
Investment allowance for the year (add lines 401 to 407)	490	<u>6,356,000</u>

Notes:

- Lines 401 to 405 should not include the carrying value of a share of the capital stock of, a dividend payable by, or indebtedness of a corporation that is exempt from tax under Part I.3 (other than a non-resident corporation that at no time in the year carried on business in Canada through a permanent establishment).
- Where the corporation has an interest in a partnership held either directly or indirectly through another partnership, refer to subsection 181.2(5) for additional rules regarding the carrying value of an interest in a partnership.
- Where a trust is used as a conduit for loaning money from a corporation to another related corporation (other than a financial institution), the loan will be considered to have been made directly from the lending corporation to the borrowing corporation. Refer to subsection 181.2(6) for special rules that may apply.

Part 3 – Taxable capital

Capital for the year (line 190)		19,745,036,254	C
Deduct: Investment allowance for the year (line 490)		6,356,000	D
Taxable capital for the year (amount C minus amount D) (if negative, enter "0")	500	<u>19,738,680,254</u>	

Part 4 – Taxable capital employed in Canada

To be completed by a corporation that was resident in Canada at any time in the year

Taxable capital for the year (line 500) 19,738,680,254 x $\frac{\text{Taxable income earned in Canada } \mathbf{610}}{\text{Taxable income } 1,000}$ = **Taxable capital employed in Canada** $\mathbf{690}$ 19,738,680,254

- Notes:**
1. Regulation 8601 gives details on calculating the amount of taxable income earned in Canada.
 2. Where a corporation's taxable income for a tax year is "0," it shall, for the purposes of the above calculation, be deemed to have a taxable income for that year of \$1,000.
 3. In the case of an airline corporation, Regulation 8601 should be considered when completing the above calculation.

To be completed by a corporation that was a non-resident of Canada throughout the year and carried on a business through a permanent establishment in Canada

Total of all amounts each of which is the carrying value at the end of the year of an asset of the corporation used in the year or held in the year, in the course of carrying on any business during the year through a permanent establishment in Canada **701** _____

Deduct the following amounts:

Corporation's indebtedness at the end of the year [other than indebtedness described in any of paragraphs 181.2(3)(c) to (f)] that may reasonably be regarded as relating to a business it carried on during the year through a permanent establishment in Canada **711** _____

Total of all amounts each of which is the carrying value at the end of year of an asset described in subsection 181.2(4) of the corporation that it used in the year, or held in the year, in the course of carrying on any business during the year through a permanent establishment in Canada **712** _____

Total of all amounts each of which is the carrying value at the end of year of an asset of the corporation that is a ship or aircraft the corporation operated in international traffic, or personal or movable property used or held by the corporation in carrying on any business during the year through a permanent establishment in Canada (see note below) **713** _____

Total deductions (add lines 711, 712, and 713) _____ **E**

Taxable capital employed in Canada (line 701 minus amount E) (if negative, enter "0") **790** _____

Note: Complete line 713 only if the country in which the corporation is resident did not impose a capital tax for the year on similar assets, or a tax for the year on the income from the operation of a ship or aircraft in international traffic, of any corporation resident in Canada during the year.

Part 5 – Calculation for purposes of the small business deduction

This part is applicable to corporations that are not associated in the current year, but were associated in the prior year.

Taxable capital employed in Canada (amount from line 690) _____ **F**

Deduct: 10,000,000 **G**

Excess (amount F minus amount G) (if negative, enter "0") _____ **H**

Calculation for purposes of the small business deduction(amount H x 0.225%) _____ **I**

Enter this amount at line 415 of the T2 return.

Attached Schedule with Total

Part 1 – All loans and advances to the corporation

Title Schedule 33 - Supplementary Schedule

Description	Amount	
LT Debt payable within a year (FS)	450,000,000	00
Primary Debt (FS)	7,727,000,000	00
Intercompany demand facility	1,391,000,000	00
Customer deposit (a/c 390000/391010/392000/392010)	48,524,000	00
Banked vacation (a/c 362100)	6,669,000	00
Mark to Market Adjustment (a/c 304300)	301,000	00
Total	9,623,494,000	00

Attached Schedule with Total

Part 2 – A loan or advance to another corporation (other than a financial institution)

Title Schedule 33/CT23 - Supplementary Schedule

Description	Amount
<u>Prepaid insurance (a/c 277180)</u>	<u>3,506,000</u> <u>00</u>
<u>Deposit -Bnft Provider (a/c 277290)</u>	<u>958,000</u> <u>00</u>
<u>OEB Prepaid Expense (a/c 277950)</u>	<u>1,892,000</u> <u>00</u>
Total	6,356,000 00

Attached Schedule with Total

Part 1 – Reserves that have not been deducted in calculating income for the year under Part I

Title Part 1 – Reserves that have not been deducted in computing income for the

Description	Amount
Schedule 13 Reserves	2,050,542,254 00
Future Income Tax Liability	1,361,000,000 00
Total	3,411,542,254 00

SHAREHOLDER INFORMATION

Name of corporation HYDRO ONE NETWORKS INC.	Business Number 87086 5821 RC0001	Tax year end Year Month Day 2015-11-04
--	--	--

All private corporations must complete this schedule for any shareholder who holds 10% or more of the corporation's common and/or preferred shares.

Provide only one number per shareholder						
	Name of shareholder (after name, indicate in brackets if the shareholder is a corporation, partnership, individual, or trust)	Business Number (If a corporation is not registered, enter "NR")	Social insurance number	Trust number	Percentage common shares	Percentage preferred shares
					100	200
1	Hydro One Inc.	86999 4731 RC0001			100.000	
2						
3						
4						
5						
6						
7						
8						
9						
10						

General Rate Income Pool (GRIP) Calculation

Corporation's name HYDRO ONE NETWORKS INC.	Business number 87086 5821 RC0001	Tax year-end Year Month Day 2015-11-04
---	--	--

On: 2015-11-04

- If you are a Canadian-controlled private corporation (CCPC) or a deposit insurance corporation (DIC), use this schedule to determine the general rate income pool (GRIP).
- When an eligible dividend was paid in the tax year, file a completed copy of this schedule with your *Corporation Income Tax Return*. Do not send your worksheets with your return, but keep them in your records in case we ask to see them later.
- All legislative references are to the *Income Tax Act* and the *Income Tax Regulations*.
- Subsection 89(1) defines the terms eligible dividend, excessive eligible dividend designation, general rate income pool, and low rate income pool.

Eligibility for the various additions

Answer the following questions to determine the corporation's eligibility for the various additions:

2006 addition

1. Is this the corporation's first taxation year that includes January 1, 2006? Yes No
 2. If not, what is the date of the taxation year end of the corporation's first year that includes January 1, 2006?
Enter the date and go directly to question 4 2006-12-31
 3. During that first year, was the corporation a CCPC or would it have been a CCPC if not for the election of subsection 89(11) ITA? Yes No
- If the answer to question 3 is yes, complete Part "GRIP addition for 2006".**

Change in the type of corporation

4. Was the corporation a CCPC during its preceding taxation year? Yes No
 5. Corporations that become a CCPC or a DIC Yes No
- If the answer to question 5 is yes, complete Part 4.**

Amalgamation (first year of filing after amalgamation)

6. Corporations that were formed as a result of an amalgamation Yes No
If the answer to question 6 is yes, answer questions 7 and 8. If the answer is no, go to question 9.
7. Was one or more of the predecessor corporations neither a CCPC nor a DIC? Yes No
If the answer to question 7 is yes, complete Part 4.
8. Was one or more of the predecessor corporation a CCPC or a DIC during the taxation year that ended immediately before amalgamation? Yes No
If the answer to question 8 is yes, complete Part 3.

Winding-up

9. Has the corporation wound-up a subsidiary in the preceding taxation year? Yes No
If the answer to question 9 is yes, answer questions 10 and 11. If the answer is no, go to Part 1.
10. Was the subsidiary neither a CCPC nor a DIC during its last taxation year? Yes No
If the answer to question 10 is yes, complete Part 4.
11. Was the subsidiary a CCPC or a DIC during its last taxation year? Yes No
If the answer to question 11 is yes, complete Part 3.

Part 1 – General rate income pool (GRIP)

GRIP at the end of the previous tax year	100	1,532,131,967	A
Taxable income for the year (DICs enter "0") *	110		B
Income for the credit union deduction * (amount E in Part 3 of Schedule 17)	120		
Amount on line 400, 405, 410, or 425 of the T2 return, whichever is less *	130		
For a CCPC, the lesser of aggregate investment income (line 440 of the T2 return) and taxable income *	140		
Subtotal (add lines 120, 130, and 140)			C
Income taxable at the general corporate rate (amount B minus amount C) (if negative enter "0")	150		
After-tax income (line 150 multiplied by 0.72 (the general rate factor for the tax year))	190		D
Eligible dividends received in the tax year	200		
Dividends deductible under section 113 received in the tax year	210		
Subtotal (line 200 plus line 210)			E
GRIP addition:			
Becoming a CCPC (from amount PP in Part 4)	220		
Post-amalgamation (total of amounts EE in Part 3 and amounts PP in Part 4)	230		
Post-wind-up (total of amounts EE in Part 3 and amounts PP in Part 4)	240		
Subtotal (add lines 220, 230, and 240)	290		F
Subtotal (add amounts A, D, E, and F)		1,532,131,967	G
Eligible dividends paid in the previous tax year	300		
Excessive eligible dividend designations made in the previous tax year (If becoming a CCPC (subsection 89(4) applies), enter "0" on lines 300 and 310.)	310		
Subtotal (line 300 minus line 310)			H
GRIP before adjustment for specified future tax consequences (amount G minus amount H) (amount can be negative)	490	1,532,131,967	
Total GRIP adjustment for specified future tax consequences to previous tax years (amount W from Part 2)	560		
GRIP at the end of the tax year (line 490 minus line 560) Enter this amount on line 160 of Schedule 55.	590	1,532,131,967	

* For lines 110, 120, 130, and 140, the income amount is the amount before considering specified future tax consequences. This phrase is defined in subsection 248(1). It includes the deduction of a loss carryback from subsequent tax years, a reduction of Canadian exploration expenses and Canadian development expenses that were renounced in subsequent tax years (e.g., flow-through share renunciations), reversals of income inclusions where an option is exercised in subsequent tax years, and the effect of certain foreign tax credit adjustments.

Part 2 – GRIP adjustment for specified future tax consequences to previous tax years

Complete this part if the corporation's taxable income of any of the previous three tax years took into account the specified future tax consequences defined in subsection 248(1) from the current tax year. Otherwise, enter "0" on line 560.

First previous tax year 2015-10-31

Taxable income before specified future tax consequences from the current tax year		J1
Enter the following amounts before specified future tax consequences from the current tax year:		
Income for the credit union deduction (amount E in Part 3 of Schedule 17)	K1	
Amount on line 400, 405, 410, or 425 of the T2 return, whichever is less	L1	
Aggregate investment income (line 440 of the T2 return)	M1	
Subtotal (add amounts K1, L1, and M1)	N1	
Subtotal (amount J1 minus amount N1) (if negative, enter "0")	O1	

Part 2 – GRIP adjustment for specified future tax consequences to previous tax years (continued)

Third previous tax year 2013-12-31

Taxable income before specified future tax consequences from the current tax year J3

Enter the following amounts before specified future tax consequences from the current tax year:

Income for the credit union deduction (amount E in Part 3 of Schedule 17) K3

Amount on line 400, 405, 410, or 425 of the T2 return, whichever is less L3

Aggregate investment income (line 440 of the T2 return) M3

Subtotal (add amounts K3, L3, and M3) N3

Subtotal (amount J3 minus amount N3) (if negative, enter "0") O3

Future tax consequences that occur for the current year					
Amount carried back from the current year to a prior year					
Non-capital loss carry-back (paragraph 111 (1)(a) ITA)	Capital loss carry-back	Restricted farm loss carry-back	Farm loss carry-back	Other	Total carrybacks

Taxable income after specified future tax consequences P3

Enter the following amounts after specified future tax consequences:

Income for the credit union deduction (amount E in Part 3 of Schedule 17) Q3

Amount on line 400, 405, 410, or 425 of the T2 return, whichever is less R3

Aggregate investment income (line 440 of the T2 return) S3

Subtotal (add amounts Q3, R3, and S3) T3

Subtotal (amount P3 minus amount T3) (if negative, enter "0") U3

Subtotal (amount O3 minus amount U3) (if negative, enter "0") V3

GRIP adjustment for specified future tax consequences to the third previous tax year

(amount V3 multiplied by 0.72) **540**

Total GRIP adjustment for specified future tax consequences to previous tax years:

(add lines 500, 520, and 540) (if negative, enter "0") W

Enter amount W on line 560 in part 1.

Part 3 – Worksheet to calculate the GRIP addition post-amalgamation or post-wind-up (predecessor or subsidiary was a CCPC or a DIC in its last tax year)

nb. 1 Postamalgamation Post-wind-up

Complete this part when there has been an amalgamation (within the meaning assigned by subsection 87(1)) or a wind-up (to which subsection 88(1) applies) and the predecessor or subsidiary corporation was a CCPC or a DIC in its last tax year. In the calculation below, **corporation** means a predecessor or a subsidiary. The last tax year for a predecessor corporation was its tax year that ended immediately before the amalgamation and for a subsidiary corporation was its tax year during which its assets were distributed to the parent on the wind-up.

For a post-wind-up, include the GRIP addition in calculating the parent's GRIP at the end of its tax year that immediately follows the tax year during which it receives the assets of the subsidiary.

Complete a separate worksheet for each predecessor and each subsidiary that was a CCPC or a DIC in its last tax year. Keep a copy of this calculation for your records, in case we ask to see it later.

Corporation's GRIP at the end of its last tax year AA

Eligible dividends paid by the corporation in its last tax year BB

Excessive eligible dividend designations made by the corporation in its last tax year CC

Subtotal (amount BB minus amount CC) DD

GRIP addition post-amalgamation or post-wind-up (predecessor or subsidiary was a CCPC or a DIC in its last tax year)

(amount AA minus amount DD) EE

After you complete this calculation for each predecessor and each subsidiary, calculate the total of all the EE amounts. Enter this total amount on:

- line 230 for post-amalgamation; or
- line 240 for post-wind-up.

Part III.1 Tax on Excessive Eligible Dividend Designations

Corporation's name HYDRO ONE NETWORKS INC.	Business number 87086 5821 RC0001	Tax year-end Year Month Day 2015-11-04
---	--------------------------------------	--

- Every corporation resident in Canada that pays a taxable dividend (other than a capital gains dividend within the meaning assigned by subsection 130.1(4) or 131(1)) in the tax year must file this schedule.
- Canadian-controlled private corporations (CCPC) and deposit insurance corporations (DIC) must complete Part 1 of this schedule. All other corporations must complete Part 2.
- Every corporation that has paid an eligible dividend must also file Schedule 53, *General Rate Income Pool (GRIP) Calculation*, or Schedule 54, *Low Rate Income Pool (LRIP) Calculation*, whichever is applicable.
- File the completed schedules with your T2 Corporation Income Tax Return no later than six months from the end of the tax year.
- All legislative references are to the *Income Tax Act* and the *Income Tax Regulations*.
- Subsection 89(1) defines the terms eligible dividend, excessive eligible dividend designation, general rate income pool (GRIP), and low rate income pool (LRIP).
- The calculations in Part 1 and Part 2 do not apply if the excessive eligible dividend designation arises from the application of paragraph (c) of the definition of excessive eligible dividend designation in subsection 89(1). This paragraph applies when an eligible dividend is paid to artificially maintain or increase the GRIP or to artificially maintain or decrease the LRIP.

Do not use this area

Part 1 – Canadian-controlled private corporations and deposit insurance corporations

Taxable dividends paid in the tax year not included in Schedule 3	_____	
Taxable dividends paid in the tax year included in Schedule 3	10,000,000,000	
Total taxable dividends paid in the tax year	100 10,000,000,000	
Total eligible dividends paid in the tax year		150 _____ A
GRIP at the end of the tax year (line 590 on Schedule 53) (if negative, enter "0")		160 1,532,131,967 B
Excessive eligible dividend designation (line 150 minus line 160)		_____ C
Deduct:		
Excessive eligible dividend designations elected under subsection 185.1(2) to be treated as ordinary dividends		180 _____ D
	Subtotal (amount C minus amount D)	_____ E
Part III.1 tax on excessive eligible dividend designations – CCPC or DIC (amount E multiplied by 20 %)		190 _____ F

Enter the amount from line 190 on line 710 of the T2 return.

Part 2 – Other corporations

Taxable dividends paid in the tax year not included in Schedule 3	_____	
Taxable dividends paid in the tax year included in Schedule 3	_____	
Total taxable dividends paid in the tax year	200 _____	
Total excessive eligible dividend designations in the tax year (amount from line A of Schedule 54)		_____ G
Deduct:		
Excessive eligible dividend designations elected under subsection 185.1(2) to be treated as ordinary dividends		280 _____ H
	Subtotal (amount G minus amount H)	_____ I
Part III.1 tax on excessive eligible dividend designations – Other corporations (amount I multiplied by 20 %)		290 _____ J

Enter the amount from line 290 on line 710 of the T2 return.

* You can elect to treat all or part of your excessive eligible dividend designation as a separate taxable dividend in order to eliminate or reduce the Part III.1 tax otherwise payable. You must file the election on or before the day that is 90 days after the day the notice of assessment for Part III.1 tax was sent. We will accept an election before the assessment of the tax. For more information on how to make this election, go to www.cra.gc.ca/eligibledividends.

Ontario Corporate Minimum Tax

Corporation's name HYDRO ONE NETWORKS INC.	Business number 87086 5821 RC0001	Tax year-end Year Month Day 2015-11-04
---	--	--

- File this schedule if the corporation is subject to Ontario corporate minimum tax (CMT). CMT is levied under section 55 of the *Income Tax Act, 2007* (Ontario), referred to as the "Ontario Act".
- Complete Part 1 to determine if the corporation is subject to CMT for the tax year.
- A corporation not subject to CMT in the tax year is still required to file this schedule if it is deducting a CMT credit, has a CMT credit carryforward, or has a CMT loss carryforward or a current year CMT loss.
- A corporation that has Ontario special additional tax on life insurance corporations (SAT) payable in the tax year must complete Part 4 of this schedule even if it is not subject to CMT for the tax year.
- A corporation is exempt from CMT if, throughout the tax year, it was one of the following:
 - 1) a corporation exempt from income tax under section 149 of the *federal Income Tax Act*;
 - 2) a mortgage investment corporation under subsection 130.1(6) of the federal Act;
 - 3) a deposit insurance corporation under subsection 137.1(5) of the federal Act;
 - 4) a congregation or business agency to which section 143 of the federal Act applies;
 - 5) an investment corporation as referred to in subsection 130(3) of the federal Act; or
 - 6) a mutual fund corporation under subsection 131(8) of the federal Act.
- File this schedule with the *T2 Corporation Income Tax Return*.

Part 1 – Determination of CMT applicability

Total assets of the corporation at the end of the tax year *	112	20,666,000,000
Share of total assets from partnership(s) and joint venture(s) *	114	
Total assets of associated corporations (amount from line 450 on Schedule 511)	116	
Total assets (total of lines 112 to 116)		20,666,000,000
Total revenue of the corporation for the tax year **	142	7,026,250,000
Share of total revenue from partnership(s) and joint venture(s) **	144	
Total revenue of associated corporations (amount from line 550 on Schedule 511)	146	
Total revenue (total of lines 142 to 146)		7,026,250,000

The corporation is subject to CMT if:

- for tax years ending before July 1, 2010, the total assets at the end of the year of the corporation or the associated group of corporations are more than \$5,000,000, or the total revenue for the year of the corporation or the associated group of corporations is more than \$10,000,000.
- for tax years ending after June 30, 2010, the total assets at the end of the year of the corporation or the associated group of corporations are equal to or more than \$50,000,000, and the total revenue for the year of the corporation or the associated group of corporations is equal to or more than \$100,000,000.

If the corporation is not subject to CMT, do not complete the remaining parts unless the corporation is deducting a CMT credit, or has a CMT credit carryforward, a CMT loss carryforward, a current year CMT loss, or SAT payable in the year.

*** Rules for total assets**

- Report total assets according to generally accepted accounting principles, adjusted so that consolidation and equity methods are not used.
- Do not include unrealized gains and losses on assets and foreign currency gains and losses on assets that are included in net income for accounting purposes but not in income for corporate income tax purposes.
- The amount on line 114 is determined at the end of the last fiscal period of the partnership or joint venture that ends in the tax year of the corporation. Add the proportionate share of the assets of the partnership(s) and joint venture(s), and deduct the recorded asset(s) for the investment in partnerships and joint ventures.
- A corporation's share in a partnership or joint venture is determined under paragraph 54(5)(b) of the Ontario Act and, if the partnership or joint venture had no income or loss, is calculated as if the partnership's or joint venture's income were \$1 million. For a corporation with an indirect interest in a partnership or joint venture, determine the corporation's share according to paragraph 54(5)(c) of the Ontario Act.

**** Rules for total revenue**

- Report total revenue in accordance with generally accepted accounting principles, adjusted so that consolidation and equity methods are not used.
- If the tax year is less than 51 weeks, **multiply** the total revenue of the corporation or the partnership, whichever applies, by 365 and **divide** by the number of days in the tax year.
- The amount on line 144 is determined for the partnership or joint venture fiscal period that ends in the tax year of the corporation. If the partnership or joint venture has 2 or more fiscal periods ending in the filing corporation's tax year, **multiply** the sum of the total revenue for each of the fiscal periods by 365 and **divide** by the total number of days in all the fiscal periods.
- A corporation's share in a partnership or joint venture is determined under paragraph 54(5)(b) of the Ontario Act and, if the partnership or joint venture had no income or loss, is calculated as if the partnership's or joint venture's income were \$1 million. For a corporation with an indirect interest in a partnership or joint venture, determine the corporation's share according to paragraph 54(5)(c) of the Ontario Act.

Part 2 – Adjusted net income/loss for CMT purposes

Net income/loss per financial statements *		210	6,313,757
Add (to the extent reflected in income/loss):			
Provision for current income taxes/cost of current income taxes	220		1,089,967
Provision for deferred income taxes (debits)/cost of future income taxes	222		
Equity losses from corporations	224		
Financial statement loss from partnerships and joint ventures	226		
Dividends deducted on financial statements (subsection 57(2) of the Ontario Act), excluding dividends paid by credit unions under subsection 137(4.1) of the federal Act	230		
Other additions (see note below):			
Share of adjusted net income of partnerships and joint ventures **	228		
Total patronage dividends received, not already included in net income/loss	232		
281	282		
283	284		
	Subtotal		1,089,967
Deduct (to the extent reflected in income/loss):			
Provision for recovery of current income taxes/benefit of current income taxes	320		
Provision for deferred income taxes (credits)/benefit of future income taxes	322		
Equity income from corporations	324		
Financial statement income from partnerships and joint ventures	326		
Dividends deductible under section 112, section 113, or subsection 138(6) of the federal Act	330		
Dividends not taxable under section 83 of the federal Act (from Schedule 3)	332		
Gain on donation of listed security or ecological gift	340		
Accounting gain on transfer of property to a corporation under section 85 or 85.1 of the federal Act ***	342		
Accounting gain on transfer of property to/from a partnership under section 85 or 97 of the federal Act ****	344		
Accounting gain on disposition of property under subsection 13(4), subsection 14(6), or section 44 of the federal Act *****	346		
Accounting gain on a windup under subsection 88(1) of the federal Act or an amalgamation under section 87 of the federal Act	348		
Other deductions (see note below):			
Share of adjusted net loss of partnerships and joint ventures **	328		
Tax payable on dividends under subsection 191.1(1) of the federal Act multiplied by 3	334		
Interest deducted/deductible under paragraph 20(1)(c) or (d) of the federal Act, not already included in net income/loss	336		
Patronage dividends paid (from Schedule 16) not already included in net income/loss	338		
381	382		
383	384		
385	386		
387	388		
389	390		
	Subtotal		
Adjusted net income/loss for CMT purposes (line 210 plus amount A minus amount B)		490	7,403,724

If the amount on line 490 is positive and the corporation is subject to CMT as determined in Part 1, enter the amount on line 515 in Part 3.

If the amount on line 490 is negative, enter the amount on line 760 in Part 7 (enter as a positive amount).

Note

In accordance with *Ontario Regulation 37/09*, when calculating net income for CMT purposes, accounting income should be adjusted to:

- exclude unrealized gains and losses due to mark-to-market changes or foreign currency changes on specified mark-to-market property (assets only);
- include realized gains and losses on the disposition of specified mark-to-market property not already included in the accounting income, if the property is not a capital property or is a capital property disposed in the year or in a previous tax year ended after March 22, 2007.

"Specified mark-to-market property" is defined in subsection 54(1) of the Ontario Act.

These rules also apply to partnerships. A corporate partner's share of a partnership's adjusted income flows through on a proportionate basis to the corporate partner.

*** Rules for net income/loss**

- Banks must report net income/loss as per the report accepted by the Superintendent of Financial Institutions under the *federal Bank Act*, adjusted so consolidation and equity methods are not used.

Part 2 – Calculation of adjusted net income/loss for CMT purposes (continued)

- Life insurance corporations must report net income/loss as per the report accepted by the federal Superintendent of Financial Institutions or equivalent provincial insurance regulator, before SAT and adjusted so consolidation and equity methods are not used. If the life insurance corporation is resident in Canada and carries on business in and outside of Canada, multiply the net income/loss by the ratio of the Canadian reserve liabilities divided by the total reserve liability. The reserve liabilities are calculated in accordance with Regulation 2405(3) of the federal Act.
- Other corporations must report net income/loss in accordance with generally accepted accounting principles, except that consolidation and equity methods must not be used. When the equity method has been used for accounting purposes, equity losses and equity income are removed from book income/loss on lines 224 and 324 respectively.
- Corporations, other than insurance corporations, should report net income from line 9999 of the GIF1 (Schedule 125) on line 210.
- ** The share of the adjusted net income of a partnership or joint venture is calculated as if the partnership or joint venture were a corporation and the tax year of the partnership or joint venture were its fiscal period. For a corporation with an indirect interest in a partnership through one or more partnerships, determine the corporation's share according to clause 54(5)(c) of the Ontario Act.
- *** A joint election will be considered made under subsection 60(1) of the Ontario Act if there is an entry on line 342, and an election has been made for transfer of property to a corporation under subsection 85(1) of the federal Act.
- **** A joint election will be considered made under subsection 60(2) of the Ontario Act if there is an entry on line 344, and an election has been made under subsection 85(2) or 97(2) of the federal Act.
- ***** A joint election will be considered made under subsection 61(1) of the Ontario Act if there is an entry on line 346, and an election has been made under subsection 13(4) or 14(6) and/or section 44 of the federal Act.

For more information on how to complete this part, see the *T2 Corporation – Income Tax Guide*.

Part 3 – CMT payable

Adjusted net income for CMT purposes (line 490 in Part 2, if positive)	515		7,403,724	
Deduct:				
CMT loss available (amount R from Part 7)				
Minus: Adjustment for an acquisition of control *	518			
Adjusted CMT loss available				C
Net income subject to CMT calculation (if negative, enter "0")	520		7,403,724	
Amount from line 520	7,403,724	x	Number of days in the tax year before July 1, 2010	
			Number of days in the tax year	
			4	
		x		4 % =
				1
Amount from line 520	7,403,724	x	Number of days in the tax year after June 30, 2010	
			Number of days in the tax year	
			4	
		x		2.7 % =
				199,901
				2
Subtotal (amount 1 plus amount 2)			199,901	3
Gross CMT: amount on line 3 above x OAF **			199,901	540
Deduct:				
Foreign tax credit for CMT purposes ***				550
CMT after foreign tax credit deduction (line 540 minus line 550) (if negative, enter "0")			199,901	D
Deduct:				
Ontario corporate income tax payable before CMT credit (amount F6 from Schedule 5)				
Net CMT payable (if negative, enter "0")			199,901	E

Enter amount E on line 278 of Schedule 5, *Tax Calculation Supplementary – Corporations*, and complete Part 4.

* Enter the portion of CMT loss available that exceeds the adjusted net income for the tax year from carrying on a business before the acquisition of control. See subsection 58(3) of the Ontario Act.

*** Enter "0" on line 550 for life insurance corporations as they are not eligible for this deduction. For all other corporations, enter the cumulative total of amount J for the province of Ontario from Part 9 of Schedule 21 on line 550.

**** Calculation of the Ontario allocation factor (OAF):**

If the provincial or territorial jurisdiction entered on line 750 of the T2 return is "Ontario," enter "1" on line F.

If the provincial or territorial jurisdiction entered on line 750 of the T2 return is "multiple," complete the following calculation, and enter the result on line F:

$$\frac{\text{Ontario taxable income ****}}{\text{Taxable income *****}} =$$

Ontario allocation factor 1.00000 F

**** Enter the amount allocated to Ontario from column F in Part 1 of Schedule 5. If the taxable income is nil, calculate the amount in column F as if the taxable income were \$1,000.

***** Enter the taxable income amount from line 360 or amount Z of the T2 return, whichever applies. If the taxable income is nil, enter "1,000".

Part 4 – Calculation of CMT credit carryforward

CMT credit carryforward at the end of the previous tax year *	_____	G
Deduct:		
CMT credit expired *	600 _____	
CMT credit carryforward at the beginning of the current tax year * (see note below)	_____	620 _____
Add:		
CMT credit carryforward balances transferred on an amalgamation or the windup of a subsidiary (see note below)	_____	650 _____
CMT credit available for the tax year (amount on line 620 plus amount on line 650)	_____	H
Deduct:		
CMT credit deducted in the current tax year (amount P from Part 5)	_____	I
	Subtotal (amount H minus amount I)	J
Add:		
Net CMT payable (amount E from Part 3)	_____	199,901
SAT payable (amount O from Part 6 of Schedule 512)	_____	
	Subtotal	199,901
		199,901 K
CMT credit carryforward at the end of the tax year (amount plus amount K)	_____	670 _____
		199,901 L

* For the first harmonized T2 return filed with a tax year that includes days in 2009:
 – do not enter an amount on line G or line 600;
 – for line 620, enter the amount from line 2336 of Ontario CT23 Schedule 101 *Corporate Minimum Tax (CMT)*, for the last tax year that ended in 2008.
 For other tax years, enter on line G the amount from line 670 of Schedule 510 from the previous tax year.

Note: If you entered an amount on line 620 or line 650, complete Part 6.

Part 5 – Calculation of CMT credit deducted from Ontario corporate income tax payable

CMT credit available for the tax year (amount H from Part 4)	_____	M
Ontario corporate income tax payable before CMT credit (amount F6 from Schedule 5)	_____	1
For a corporation that is not a life insurance corporation:		
CMT after foreign tax credit deduction (amount D from Part 3)	199,901	2
For a life insurance corporation:		
Gross CMT (line 540 from Part 3)	_____	3
Gross SAT (line 460 from Part 6 of Schedule 512)	_____	4
The greater of amounts 3 and 4	_____	5
	Deduct: line 2 or line 5, whichever applies:	199,901 6
	Subtotal (if negative, enter "0")	N
Ontario corporate income tax payable before CMT credit (amount F6 from Schedule 5)	_____	
Deduct:		
Total refundable tax credits excluding Ontario qualifying environmental trust tax credit (amount J6 minus line 450 from Schedule 5)	_____	
	Subtotal (if negative, enter "0")	O
CMT credit deducted in the current tax year (least of amounts M, N, and O)	_____	P

Enter amount P on line 418 of Schedule 5 and on line I in Part 4 of this schedule.

Is the corporation claiming a CMT credit earned before an acquisition of control? **675** 1 Yes 2 No

If you answered **yes** to the question at line 675, the CMT credit deducted in the current tax year may be restricted. For information on how the deduction may be restricted, see subsections 53(6) and (7) of the Ontario Act.

Part 6 – Analysis of CMT credit available for carryforward by year of origin

Complete this part if:

- the tax year includes January 1, 2009; or
- the previous tax year-end is deemed to be December 31, 2008, under subsection 249(3) of the federal Act.

Year of origin	CMT credit balance *
10th previous tax year	680
9th previous tax year	681
8th previous tax year	682
7th previous tax year	683
6th previous tax year	684
5th previous tax year	685
4th previous tax year	686
3rd previous tax year	687
2nd previous tax year	688
1st previous tax year	689
Total **	

* CMT credit that was earned (by the corporation, predecessors of the corporation, and subsidiaries wound up into the corporation) in each of the previous 10 tax years and has not been deducted.

** Must equal the total of the amounts entered on lines 620 and 650 in Part 4.

Part 7 – Calculation of CMT loss carryforward

CMT loss carryforward at the end of the previous tax year * Q

Deduct:

CMT loss expired * **700**

CMT loss carryforward at the beginning of the tax year * (see note below) **720**

Add:

CMT loss transferred on an amalgamation under section 87 of the federal Act ** (see note below) **750**

CMT loss available (line 720 plus line 750) R

Deduct:

CMT loss deducted against adjusted net income for the tax year (lesser of line 490 (if positive) and line C in Part 3)
Subtotal (if negative, enter "0") S

Add:

Adjusted net loss for CMT purposes (amount from line 490 in Part 2, if negative) (enter as a positive amount) **760**

CMT loss carryforward balance at the end of the tax year (amount plus line 760) **770** T

- * For the first harmonized T2 return filed with a tax year that includes days in 2009:
 - do not enter an amount on line Q or line 700;
 - for line 720, enter the amount from line 2214 of Ontario CT23 Schedule 101 *Corporate Minimum Tax (CMT)*, for the last tax year that ended in 2008.

For other tax years, enter on line Q the amount from line 770 of Schedule 510 from the previous tax year.

** Do not include an amount from a predecessor corporation if it was controlled at any time before the amalgamation by any of the other predecessor corporations.

Note: If you entered an amount on line 720 or line 750, complete Part 8.

Part 8 – Analysis of CMT loss available for carryforward by year of origin

Complete this part if:

- the tax year includes January 1, 2009; or
- the previous tax year-end is deemed to be December 31, 2008, under subsection 249(3) of the federal Act.

Year of origin	Balance earned in a tax year ending before March 23, 2007 *	Balance earned in a tax year ending after March 22, 2007 **
10th previous tax year	810	820
9th previous tax year	811	821
8th previous tax year	812	822
7th previous tax year	813	823
6th previous tax year	814	824
5th previous tax year	815	825
4th previous tax year	816	826
3rd previous tax year	817	827
2nd previous tax year	818	828
1st previous tax year		829
Total ***		

* Adjusted net loss for CMT purposes that was earned (by the corporation, by subsidiaries wound up into or amalgamated with the corporation before March 22, 2007, and by other predecessors of the corporation) in each of the previous 10 tax years that ended before March 23, 2007, and has not been deducted.

** Adjusted net loss for CMT purposes that was earned (by the corporation and its predecessors, but not by a subsidiary predecessor) in each of the previous 20 tax years that ended after March 22, 2007, and has not been deducted.

*** The total of these two columns must equal the total of the amounts entered on lines 720 and 750.

**ONTARIO CORPORATE MINIMUM TAX – TOTAL ASSETS
AND REVENUE FOR ASSOCIATED CORPORATIONS**

Name of corporation HYDRO ONE NETWORKS INC.	Business Number 87086 5821 RC0001	Tax year-end Year Month Day 2015-11-04
--	--------------------------------------	--

- For use by corporations to report the total assets and total revenue of all the Canadian or foreign corporations with which the filing corporation was associated at any time during the tax year. These amounts are required to determine if the filing corporation is subject to corporate minimum tax.
- Total assets and total revenue include the associated corporation's share of any partnership(s)/joint venture(s) total assets and total revenue.
- Attach additional schedules if more space is required.
- File this schedule with the T2 Corporation Income Tax Return.

	Names of associated corporations	Business number (Canadian corporation only) (see Note 1)	Total assets* (see Note 2)	Total revenue** (see Note 2)
	200	300	400	500
1	HYDRO ONE LIMITED	80512 9962 RC0001	0	0
2	HYDRO ONE INC.	86999 4731 RC0001	0	0
3	2486267 ONTARIO INC	80232 6124 RC0001	0	0
4	2486268 ONTARIO INC	80167 4078 RC0001	0	0
5	HYDRO ONE REMOTE COMMUNITIES INC.	87083 6269 RC0001	0	0
6	HYDRO ONE TELECOM INC.	86800 1066 RC0001	0	0
7	HYDRO ONE TELECOM LINK LIMITED	88786 7513 RC0001	0	0
8	MUNICIPAL BILLING SERVICES INC	87560 6519 RC0001	0	0
9	HYDRO ONE LAKE ERIE LINK MANAGEMENT INC	87892 1519 RC0002	0	0
10	1938454 ONTARIO INC.	86391 7795 RC0002	0	0
11	1943404 ONTARIO INC.	86248 6123 RC0002	0	0
12	B2M GP INC.	81838 1840 RC0001	0	0
13	HYDRO ONE B2M HOLDINGS INC	82217 7531 RC0001	0	0
14	HYDRO ONE B2M LP INC.	81838 2046 RC0001	0	0
15	NORFOLK ENERGY INC	86289 0399 RC0001	0	0
16	NORFOLK POWER DISTRIBUTION INC	86289 2593 RC0001	0	0
17	HALDIMAND COUNTY ENERGY INC	89076 2412 RC0001	0	0
18	HALDIMAND COUNTY HYDRO INC	89075 9814 RC0001	0	0
19	Woodstock Hydro Services Inc.	89909 5012 RC0001	0	0
20	1937672 ONTARIO INC.	81722 4561 RC0001	0	0
21	1937680 ONTARIO INC.	81930 4924 RC0001	0	0
22	1937681 ONTARIO INC.	81722 4363 RC0001	0	0
23	HYDRO ONE EAST WEST TIE INC.	80105 5880 RC0001	0	0
	Total		450	550

Enter the total assets from line 450 on line 116 in Part 1 of Schedule 510 *Ontario Corporate Minimum Tax*.
Enter the total revenue from line 550 on line 146 in Part 1 of Schedule 510.

Note 1: Enter "NR" if a corporation is not registered.

Note 2: If the associated corporation does not have a tax year that ends in the filing corporation's current tax year but was associated with the filing corporation in the previous tax year of the filing corporation, enter the total revenue and total assets from the tax year of the associated corporation that ends in the previous tax year of the filing corporation.

*** Rules for total assets**

- Report total assets in accordance with generally accepted accounting principles, adjusted so that consolidation and equity methods are not used.
- Include the associated corporation's share of the total assets of partnership(s) and joint venture(s) but exclude the recorded asset(s) for the investment in partnerships and joint ventures.
- Exclude unrealized gains and losses on assets that are included in net income for accounting purposes but not in income for corporate income tax purposes.

**** Rules for total revenue**

- Report total revenue in accordance with generally accepted accounting principles, adjusted so that consolidation and equity methods are not used.
- If the associated corporation has 2 or more tax years ending in the filing corporation's tax year, **multiply** the sum of the total revenue for each of those tax years by 365 and **divide** by the total number of days in all of those tax years.
- If the associated corporation's tax year is less than 51 weeks and is the only tax year of the associated corporation that ends in the filing corporation's tax year, **multiply** the associated corporation's total revenue by 365 and **divide** by the number of days in the associated corporation's tax year.
- Include the associated corporation's share of the total revenue of partnerships and joint ventures.
- If the partnership or joint venture has 2 or more fiscal periods ending in the associated corporation's tax year, **multiply** the sum of the total revenue for each of the fiscal periods by 365 and **divide** by the total number of days in all the fiscal periods.

T2 Corporation Income Tax Return

This form serves as a federal, provincial, and territorial corporation income tax return, unless the corporation is located in Quebec or Alberta. If the corporation is located in one of these provinces, you have to file a separate provincial corporation return.

All legislative references on this return are to the federal *Income Tax Act* and *Income Tax Regulations*. This return may contain changes that had not yet become law at the time of publication.

Send one completed copy of this return, including schedules and the *General Index of Financial Information* (GIFI), to your tax centre or tax services office. You have to file the return within six months after the end of the corporation's tax year.

For more information see www.cra.gc.ca or Guide T4012, *T2 Corporation – Income Tax Guide*.

055 Do not use this area

Identification
Business number (BN) 001 87086 5821 RC0001

Corporation's name
002 HYDRO ONE NETWORKS INC.

Address of head office
Has this address changed since the last time we were notified? 010 1 Yes 2 No
(If yes, complete lines 011 to 018.)

011 483 BAY STREET, 8TH FLOOR

012 SOUTH TOWER

City Province, territory, or state

015 TORONTO 016 ON

Country (other than Canada) Postal code/Zip code

017 CA 018 M5G 2P5

Mailing address (if different from head office address)

Has this address changed since the last time we were notified? 020 1 Yes 2 No
(If yes, complete lines 021 to 028.)

021 c/o GIOVANNA BARAGETTI

022 483 BAY STREET, 7TH FLOOR

023 SOUTH TOWER

City Province, territory, or state

025 TORONTO 026 ON

Country (other than Canada) Postal code/Zip code

027 M5G 2P5 028

Location of books and records (if different from head office address)

Has the location of books and records changed since the last time we were notified? 030 1 Yes 2 No
(If yes, complete lines 031 to 038.)

031 483 BAY STREET, 7TH FLOOR

032 SOUTH TOWER

City Province, territory, or state

035 TORONTO 036 ON

Country (other than Canada) Postal code/Zip code

037 M5G 2P5 038

040 Type of corporation at the end of the tax year

1 Canadian-controlled private corporation (CCPC) 4 Corporation controlled by a public corporation

2 Other private corporation 5 Other corporation (specify, below)

3 Public corporation

If the type of corporation changed during the tax year, provide the effective date of the change 043 2015-11-05
YYYY MM DD

To which tax year does this return apply?

Tax year start Tax year-end
060 2015-11-05 061 2015-12-31
YYYY MM DD YYYY MM DD

Has there been an acquisition of control to which subsection 249(4) applies since the tax year start on line 060? 063 1 Yes 2 No

If yes, provide the date control was acquired 065
YYYY MM DD

Is the date on line 061 a deemed tax year-end according to subsection 249(3.1)? 066 1 Yes 2 No

Is the corporation a professional corporation that is a member of a partnership? 067 1 Yes 2 No

Is this the first year of filing after:
Incorporation? 070 1 Yes 2 No
Amalgamation? 071 1 Yes 2 No

If yes, complete lines 030 to 038 and attach Schedule 24.

Has there been a wind-up of a subsidiary under section 88 during the current tax year? 072 1 Yes 2 No
If yes, complete and attach Schedule 24.

Is this the final tax year before amalgamation? 076 1 Yes 2 No

Is this the final return up to dissolution? 078 1 Yes 2 No

If an election was made under section 261, state the functional currency used 079

Is the corporation a resident of Canada? 080 1 Yes 2 No
If no, give the country of residence on line 081 and complete and attach Schedule 97.

081

Is the non-resident corporation claiming an exemption under an income tax treaty? 082 1 Yes 2 No
If yes, complete and attach Schedule 91.

If the corporation is exempt from tax under section 149, tick one of the following boxes:

085 1 Exempt under paragraph 149(1)(e) or (l)
2 Exempt under paragraph 149(1)(j)
3 Exempt under paragraph 149(1)(t)
4 Exempt under other paragraphs of section 149

Do not use this area
095 096 098

Attachments

Financial statement information: Use GIF1 schedules 100, 125, and 141.

Schedules – Answer the following questions. For each **yes response, **attach** the schedule to the T2 return, unless otherwise instructed.**

	Yes	Schedule
Is the corporation related to any other corporations?	<input checked="" type="checkbox"/>	9
Is the corporation an associated CCPC?	<input type="checkbox"/>	23
Is the corporation an associated CCPC that is claiming the expenditure limit?	<input type="checkbox"/>	49
Does the corporation have any non-resident shareholders who own voting shares?	<input type="checkbox"/>	19
Has the corporation had any transactions, including section 85 transfers, with its shareholders, officers, or employees, other than transactions in the ordinary course of business? Exclude non-arm's length transactions with non-residents	<input type="checkbox"/>	11
If you answered yes to the above question, and the transaction was between corporations not dealing at arm's length, were all or substantially all of the assets of the transferor disposed of to the transferee?	<input type="checkbox"/>	44
Has the corporation paid any royalties, management fees, or other similar payments to residents of Canada?	<input checked="" type="checkbox"/>	14
Is the corporation claiming a deduction for payments to a type of employee benefit plan?	<input checked="" type="checkbox"/>	15
Is the corporation claiming a loss or deduction from a tax shelter?	<input type="checkbox"/>	T5004
Is the corporation a member of a partnership for which a partnership account number has been assigned?	<input type="checkbox"/>	T5013
Did the corporation, a foreign affiliate controlled by the corporation, or any other corporation or trust that did not deal at arm's length with the corporation have a beneficial interest in a non-resident discretionary trust (without reference to section 94)?	<input type="checkbox"/>	22
Did the corporation own any shares in one or more foreign affiliates in the tax year?	<input type="checkbox"/>	25
Has the corporation made any payments to non-residents of Canada under subsections 202(1) and/or 105(1) of the <i>Income Tax Regulations</i> ?	<input checked="" type="checkbox"/>	29
Did the corporation have a total amount over \$1 million of reportable transactions with non-arm's length non-residents?	<input type="checkbox"/>	T106
For private corporations: Does the corporation have any shareholders who own 10% or more of the corporation's common and/or preferred shares?	<input checked="" type="checkbox"/>	50
Has the corporation made payments to, or received amounts from, a retirement compensation plan arrangement during the year?	<input checked="" type="checkbox"/>	
Does the corporation earn income from one or more Internet webpages or websites?	<input type="checkbox"/>	88
Is the net income/loss shown on the financial statements different from the net income/loss for income tax purposes?	<input checked="" type="checkbox"/>	1
Has the corporation made any charitable donations; gifts to Canada, a province, or a territory; gifts of cultural or ecological property; or gifts of medicine?	<input checked="" type="checkbox"/>	2
Has the corporation received any dividends or paid any taxable dividends for purposes of the dividend refund?	<input type="checkbox"/>	3
Is the corporation claiming any type of losses?	<input checked="" type="checkbox"/>	4
Is the corporation claiming a provincial or territorial tax credit or does it have a permanent establishment in more than one jurisdiction?	<input checked="" type="checkbox"/>	5
Has the corporation realized any capital gains or incurred any capital losses during the tax year?	<input type="checkbox"/>	6
i) Is the corporation claiming the small business deduction and reporting income from: a) property (other than dividends deductible on line 320 of the T2 return), b) a partnership, c) a foreign business, or d) a personal services business; or ii) does the corporation have aggregate investment income at line 440?	<input type="checkbox"/>	7
Does the corporation have any property that is eligible for capital cost allowance?	<input checked="" type="checkbox"/>	8
Does the corporation have any property that is eligible capital property?	<input checked="" type="checkbox"/>	10
Does the corporation have any resource-related deductions?	<input type="checkbox"/>	12
Is the corporation claiming deductible reserves (other than transitional reserves under section 34.2)?	<input type="checkbox"/>	13
Is the corporation claiming a patronage dividend deduction?	<input type="checkbox"/>	16
Is the corporation a credit union claiming a deduction for allocations in proportion to borrowing or an additional deduction?	<input type="checkbox"/>	17
Is the corporation an investment corporation or a mutual fund corporation?	<input type="checkbox"/>	18
Is the corporation carrying on business in Canada as a non-resident corporation?	<input type="checkbox"/>	20
Is the corporation claiming any federal, provincial, or territorial foreign tax credits, or any federal logging tax credits?	<input type="checkbox"/>	21
Does the corporation have any Canadian manufacturing and processing profits?	<input type="checkbox"/>	27
Is the corporation claiming an investment tax credit?	<input checked="" type="checkbox"/>	31
Is the corporation claiming any scientific research and experimental development (SR&ED) expenditures?	<input checked="" type="checkbox"/>	T661
Is the total taxable capital employed in Canada of the corporation and its related corporations over \$10,000,000?	<input checked="" type="checkbox"/>	33/34/35
Is the total taxable capital employed in Canada of the corporation and its associated corporations over \$10,000,000?	<input checked="" type="checkbox"/>	
Is the corporation claiming a surtax credit?	<input type="checkbox"/>	37
Is the corporation subject to gross Part VI tax on capital of financial institutions?	<input type="checkbox"/>	38
Is the corporation claiming a Part I tax credit?	<input type="checkbox"/>	42
Is the corporation subject to Part IV.1 tax on dividends received on taxable preferred shares or Part VI.1 tax on dividends paid?	<input type="checkbox"/>	43
Is the corporation agreeing to a transfer of the liability for Part VI.1 tax?	<input type="checkbox"/>	45
Is the corporation subject to Part II - Tobacco Manufacturers' surtax?	<input type="checkbox"/>	46
For financial institutions: Is the corporation a member of a related group of financial institutions with one or more members subject to gross Part VI tax?	<input type="checkbox"/>	39
Is the corporation claiming a Canadian film or video production tax credit refund?	<input type="checkbox"/>	T1131
Is the corporation claiming a film or video production services tax credit refund?	<input type="checkbox"/>	T1177
Is the corporation subject to Part XIII.1 tax? (Show your calculations on a sheet that you identify as Schedule 92.)	<input type="checkbox"/>	92

Attachments – continued from page 2

	Yes	Schedule
Did the corporation have any foreign affiliates in the tax year?	<input type="checkbox"/>	T1134
Did the corporation own or hold specified foreign property where the total cost amount of all such property, at any time in the year, was more than CAN\$100,000?	<input type="checkbox"/>	T1135
Did the corporation transfer or loan property to a non-resident trust?	<input type="checkbox"/>	T1141
Did the corporation receive a distribution from or was it indebted to a non-resident trust in the year?	<input type="checkbox"/>	T1142
Has the corporation entered into an agreement to allocate assistance for SR&ED carried out in Canada?	<input type="checkbox"/>	T1145
Has the corporation entered into an agreement to transfer qualified expenditures incurred in respect of SR&ED contracts?	<input type="checkbox"/>	T1146
Has the corporation entered into an agreement with other associated corporations for salary or wages of specified employees for SR&ED?	<input type="checkbox"/>	T1174
Did the corporation pay taxable dividends (other than capital gains dividends) in the tax year?	<input type="checkbox"/>	55
Has the corporation made an election under subsection 89(11) not to be a CCPC?	<input type="checkbox"/>	T2002
Has the corporation revoked any previous election made under subsection 89(11)?	<input type="checkbox"/>	T2002
Did the corporation (CCPC or deposit insurance corporation (DIC)) pay eligible dividends, or did its general rate income pool (GRIP) change in the tax year?	<input type="checkbox"/>	53
Did the corporation (other than a CCPC or DIC) pay eligible dividends, or did its low rate income pool (LRIP) change in the tax year?	<input type="checkbox"/>	54

Additional information

Did the corporation use the International Financial Reporting Standards (IFRS) when it prepared its financial statements?	270	1 Yes <input type="checkbox"/>	2 No <input checked="" type="checkbox"/>
Is the corporation inactive?	280	1 Yes <input type="checkbox"/>	2 No <input checked="" type="checkbox"/>
What is the corporation's main revenue-generating business activity?		221122 Electric Power Distribution	
Specify the principal products mined, manufactured, sold, constructed, or services provided, giving the approximate percentage of the total revenue that each product or service represents.	284	Electricity	285 100.000 %
	286		287 %
	288		289 %
Did the corporation immigrate to Canada during the tax year?	291	1 Yes <input type="checkbox"/>	2 No <input checked="" type="checkbox"/>
Did the corporation emigrate from Canada during the tax year?	292	1 Yes <input type="checkbox"/>	2 No <input checked="" type="checkbox"/>
Do you want to be considered as a quarterly instalment remitter if you are eligible?	293	1 Yes <input type="checkbox"/>	2 No <input type="checkbox"/>
If the corporation was eligible to remit instalments on a quarterly basis for part of the tax year, provide the date the corporation ceased to be eligible	294	YYYY MM DD	
If the corporation's major business activity is construction, did you have any subcontractors during the tax year?	295	1 Yes <input type="checkbox"/>	2 No <input type="checkbox"/>

Taxable income

Net income or (loss) for income tax purposes from Schedule 1, financial statements, or GIFL.	300	-219,765,360	A
Deduct: Charitable donations from Schedule 2	311		
Gifts to Canada, a province, or a territory from Schedule 2	312		
Cultural gifts from Schedule 2	313		
Ecological gifts from Schedule 2	314		
Gifts of medicine from Schedule 2	315		
Taxable dividends deductible under section 112 or 113, or subsection 138(6) from Schedule 3	320		
Part VI.1 tax deduction*	325		
Non-capital losses of previous tax years from Schedule 4			
Net capital losses of previous tax years from Schedule 4	332		
Restricted farm losses of previous tax years from Schedule 4	333		
Farm losses of previous tax years from Schedule 4	334		
Limited partnership losses of previous tax years from Schedule 4	335		
Taxable capital gains or taxable dividends allocated from a central credit union	340		
Prospector's and grubstaker's shares	350		
	Subtotal		B
	Subtotal (amount A minus amount B) (if negative, enter "0")		C
Add: Section 110.5 additions or subparagraph 115(1)(a)(vii) additions	355		D
Taxable income (amount C plus amount D)	360		
Income exempt under paragraph 149(1)(t)	370		
Taxable income for a corporation with exempt income under paragraph 149(1)(t) (line 360 minus line 370)			Z
Taxable income for the year from a personal services business**			Z.1

* This amount is equal to 3.5 times the Part VI.1 tax payable at line 724 on page 8.

** For a taxation year that ends after 2015.

Small business deduction

Canadian-controlled private corporations (CCPCs) throughout the tax year

Income from active business carried on in Canada from Schedule 7	400	A
Taxable income from line 360 on page 3 minus 100/28 3.57143 of the amount on line 632* on page 7, minus 4 times the amount on line 636** on page 7, and minus any amount that, because of federal law, is exempt from Part I tax	405	B
Business limit (see notes 1 and 2 below)	C.1	
Corporation's business limit amount assigned to related CCPCs by virtue of the rules proposed in the March 22, 2016 Federal Budget (For more information, consult the Help (F1).)	C.2	
Business limit after assignment (amount C.1 minus amount C.2)	410	C

Notes:

- For CCPCs that are not associated, enter \$ 500,000 on line 410. However, if the corporation's tax year is less than 51 weeks, prorate this amount by the number of days in the tax year divided by 365, and enter the result on line 410.
- For associated CCPCs, use Schedule 23 to calculate the amount to be entered on line 410.

Business limit reduction:

Amount C	x	415 ***	D	=	E
			11,250		
Reduced business limit (amount C minus amount E) (if negative, enter "0")					425 F

Small business deduction

Amount A, B, C, or F, whichever is the least	x	Number of days in the tax year before January 1, 2016	57	x	17 % =	1
		Number of days in the tax year	57			
Amount A, B, C, or F, whichever is the least	x	Number of days in the tax year after December 31, 2015, and before January 1, 2017		x	17.5 % =	2
		Number of days in the tax year	57			
Total of amounts 1 and 2 (enter amount G on line I on page 7						430 G

* Calculate the amount of foreign non-business income tax credit deductible on line 632 without reference to the refundable tax on the CCPC's investment income (line 604) and without reference to the corporate tax reductions under section 123.4.

** Calculate the amount of foreign business income tax credit deductible on line 636 without reference to the corporation tax reductions under section 123.4.

***** Large corporations**

- If the corporation is not associated with any corporations in both the current and previous tax years, the amount to be entered on line 415 is: (total taxable capital employed in Canada for the **prior year** minus \$10,000,000) x 0.225%.
- If the corporation is not associated with any corporations in the current tax year, but was associated in the previous tax year, the amount to be entered on line 415 is: (total taxable capital employed in Canada for the **current year** minus \$10,000,000) x 0.225%.
- For corporations associated in the current tax year, see Schedule 23 for the special rules that apply.

General tax reduction for Canadian-controlled private corporations

Canadian-controlled private corporations throughout the tax year

Taxable income from page 3 (line 360 or amount Z, whichever applies)	_____	A
Lesser of amounts B9 and H9 from Part 9 of Schedule 27	_____	B
Amount K13 from Part 13 of Schedule 27	_____	C
Personal service business income	432	D
Amount used to calculate the credit union deduction (amount F from Schedule 17)	_____	E
Amount from line 400, 405, 410, or 425 on page 4, whichever is the least	_____	F
Aggregate investment income from line 440 on page 6*	_____	G
Subtotal (add amounts B to G)	=====	H
Amount A minus amount H (if negative, enter "0")	=====	I
General tax reduction for Canadian-controlled private corporations — Amount I multiplied by	13 %	J

Enter amount J on line 638 on page 7.

* Except for a corporation that is, throughout the year, a cooperative corporation (within the meaning assigned by subsection 136(2)) or a credit union.

General tax reduction

Do not complete this area if you are a Canadian-controlled private corporation, an investment corporation, a mortgage investment corporation, a mutual fund corporation, or any corporation with taxable income that is not subject to the corporation tax rate of 38%.

Taxable income from page 3 (line 360 or amount Z, whichever applies)	_____	K
Lesser of amounts B9 and H9 from Part 9 of Schedule 27	_____	L
Amount K13 from Part 13 of Schedule 27	_____	M
Personal service business income	434	N
Amount used to calculate the credit union deduction (amount F from Schedule 17)	_____	O
Subtotal (add amounts L to O)	=====	P
Amount K minus amount P (if negative, enter "0")	=====	Q
General tax reduction – Amount Q multiplied by	13 %	R

Enter amount R on line 639 on page 7.

Refundable portion of Part I tax

Canadian-controlled private corporations throughout the tax year

Aggregate investment income from Schedule 7 **440** $\times \left(\frac{262}{3} + \frac{4 \times \text{Number of days in the tax year after 2015}}{\text{Number of days in the tax year}} \right) \% =$ _____ A

Foreign non-business income tax credit from line 632 on page 7 _____ B

Deduct:
Foreign investment income from Schedule 7 **445** $\times \left(\frac{91}{3} - \frac{11}{3} \times \frac{\text{Number of days in the tax year after 2015}}{\text{Number of days in the tax year}} \right) \% =$ _____ C
(if negative, enter "0") _____ D

Amount A minus amount D (if negative, enter "0") _____ E

Taxable income from line 360 on page 3 _____ F

Deduct:
Amount from line 400, 405, 410, or 425 on page 4, whichever is the least _____ G
Foreign non-business income tax credit from line 632 on page 7 $\times \frac{100}{35} =$ _____ H
Foreign business income tax credit from line 636 on page 7 $\times 4 =$ _____ I
Subtotal _____ J
 $K \times \left(\frac{262}{3} + \frac{4 \times \text{Number of days in the tax year after 2015}}{\text{Number of days in the tax year}} \right) \% =$ _____ L

Part I tax payable minus investment tax credit refund (line 700 minus line 780 from page 8) _____ M

Refundable portion of Part I tax— Amount E, L, or M, whichever is the least **450** _____ N

Refundable dividend tax on hand

Refundable dividend tax on hand at the end of the previous tax year **460** _____
Deduct: Dividend refund for the previous tax year **465** _____ O

Add the total of:
Refundable portion of Part I tax from line 450 above _____ P
Total Part IV tax payable from Schedule 3 _____ Q
Net refundable dividend tax on hand transferred from a predecessor corporation on amalgamation, or from a wound-up subsidiary corporation **480** _____ R

Refundable dividend tax on hand at the end of the tax year— Amount O plus amount R **485** _____

Dividend refund

Private and subject corporations at the time taxable dividends were paid in the tax year

Taxable dividends paid in the tax year from line 460 on page 2 of Schedule 3 $\times \left[\left(\frac{1}{3} \right) + \left(\frac{5 \times \text{Number of days in the tax year after 2015}}{\text{Number of days in the tax year}} \right) \% \right] =$ _____ S

Refundable dividend tax on hand at the end of the tax year from line 485 above _____ T

Dividend refund — Amount S or T, whichever is less _____ U
Enter amount U on line 784 on page 8.

Part I tax

Base amount Part I tax – Taxable income from page 3 (line 360 or amount Z, whichever applies) multiplied by 38 %* . . . **550** _____ A

* If an amount of taxable income for the year from a personal services business has been entered on line Z.1, the result of the following calculation will be added to the amount on line 550:

$$\text{Amount Z.1} \times \frac{\text{Number of days in the taxation year that are after 2015}}{\text{Number of days in the taxation year}} \times 5\% = \text{A.1}$$

Recapture of investment tax credit from Schedule 31 **602** _____ B

Calculation for the refundable tax on the Canadian-controlled private corporation's (CCPC) investment income
(if it was a CCPC throughout the tax year)

Aggregate investment income from line 440 on page 6 _____ C

Taxable income from line 360 on page 3 _____ D

Deduct:
Amount from line 400, 405, 410, or 425 on page 4, whichever is the least _____ E
Net amount (amount D minus amount E) _____ F

Refundable tax on CCPC's investment income–

$$\left(\frac{62}{3} + 4 \times \frac{\text{Number of days in the tax year after 2015}}{57} \right) \% \text{ of whichever is less: amount C or amount F} \dots \dots \dots \text{604} \dots \dots \dots \text{G}$$

Subtotal (add amounts A, B, and G) _____ H

Deduct:

Small business deduction from line 430 on page 4 _____ I

Federal tax abatement **608** _____

Manufacturing and processing profits deduction from Schedule 27 **616** _____

Investment corporation deduction **620** _____

Taxed capital gains **624** _____

Additional deduction – credit unions from Schedule 17 **628** _____

Federal foreign non-business income tax credit from Schedule 21 **632** _____

Federal foreign business income tax credit from Schedule 21 **636** _____

General tax reduction for CCPCs from amount J on page 5 **638** _____

General tax reduction from amount R on page 5 **639** _____

Federal logging tax credit from Schedule 21 **640** _____

Eligible Canadian bank deduction under section 125.21 **641** _____

Federal qualifying environmental trust tax credit **648** _____

Investment tax credit from Schedule 31 **652** _____

Subtotal _____ J

Part I tax payable – Amount H minus amount J _____ K
Enter amount K on line 700 on page 8.

Privacy statement

Personal information is collected under the *Income Tax Act* to administer tax, benefits, and related programs. It may also be used for any purpose related to the administration or enforcement of the Act such as audit, compliance and the payment of debts owed to the Crown. It may be shared or verified with other federal, provincial/territorial government institutions to the extent authorized by law. Failure to provide this information may result in interest payable, penalties or other actions. Under the *Privacy Act*, individuals have the right to access their personal information and request correction if there are errors or omissions. Refer to Info Source <http://www.cra-arc.gc.ca/gncy/tp/nfsrc/nfsrc-eng.html>, personal information bank CRA PPU 047.

Summary of tax and credits

Federal tax

Part I tax payable from amount K on page 7	700	
Part II surtax payable from Schedule 46	708	
Part III.1 tax payable from Schedule 55	710	
Part IV tax payable from Schedule 3	712	
Part IV.1 tax payable from Schedule 43	716	
Part VI tax payable from Schedule 38	720	
Part VI.1 tax payable from Schedule 43	724	
Part XIII.1 tax payable from Schedule 92	727	
Part XIV tax payable from Schedule 20	728	

Total federal tax _____

Add provincial or territorial tax:

Provincial or territorial jurisdiction . . . **750** ON
(if more than one jurisdiction, enter "multiple" and complete Schedule 5)

Net provincial or territorial tax payable (except Quebec and Alberta)	760	1,024,409
Total tax payable	770	1,024,409 A

Deduct other credits:

Investment tax credit refund from Schedule 31	780	
Dividend refund from amount U on page 6	784	
Federal capital gains refund from Schedule 18	788	
Federal qualifying environmental trust tax credit refund	792	
Canadian film or video production tax credit refund (Form T1131)	796	
Film or video production services tax credit refund (Form T1177)	797	
Tax withheld at source	800	

Total payments on which tax has been withheld **801**

Provincial and territorial capital gains refund from Schedule 18	808	
Provincial and territorial refundable tax credits from Schedule 5	812	
Tax instalments paid	840	4,000,000

Total credits **890** 4,000,000 4,000,000 B

Refund code **894** 2 Overpayment 2,975,591 Balance (amount A minus amount B) -2,975,591

Direct deposit request

To have the corporation's refund deposited directly into the corporation's bank account at a financial institution in Canada, or to change banking information you already gave us, complete the information below:

Start Change information **910** _____
Branch number

914 _____ **918** _____
Institution number Account number

If the result is positive, you have **balance unpaid**.
If the result is negative, you have **overpayment**.
Enter the amount on whichever line applies.
Generally, we do not charge or refund a difference of \$2 or less.

Balance unpaid _____
For information on how to make your payment, go to www.cra-arc.gc.ca/payments.

If the corporation is a Canadian-controlled private corporation throughout the tax year, does it qualify for the one-month extension of the date the balance of tax is due? **896** 1 Yes 2 No

If this return was prepared by a tax preparer for a fee, provide their EFILE number **920** _____

Certification

I, **950** BARAGETTI Last name (print) **951** GIOVANNA First name (print) **954** Vice President, Corporate Tax Position, office, or rank

am an authorized signing officer of the corporation. I certify that I have examined this return, including accompanying schedules and statements, and that the information given on this return is, to the best of my knowledge, correct and complete. I also certify that the method of calculating income for this tax year is consistent with that of the previous tax year except as specifically disclosed in a statement attached to this return.

955 2016-08-05 Date (yyyy/mm/dd) Signature of the authorized signing officer of the corporation **956** (416) 345-6778 Telephone number

Is the contact person the same as the authorized signing officer? **957** 1 Yes 2 No

958 Glendy Cheung Name (print) **959** (416) 345-6812 Telephone number

Language of correspondence – Langue de correspondance

Indicate your language of correspondence by entering **1** for English or **2** for French. **990** 1
Indiquez votre langue de correspondance en inscrivant **1** pour anglais ou **2** pour français.

Form identifier 100

GENERAL INDEX OF FINANCIAL INFORMATION – GIFL

Corporation's name	Business number	Tax year end Year Month Day
HYDRO ONE NETWORKS INC.	87086 5821 RC0001	2015-12-31

Balance sheet information

Account	Description	GIFL	Current year	Prior year
Assets				
	Total current assets	1599 +	1,007,000,000	1,172,000,000
	Total tangible capital assets	2008 +	26,495,000,000	26,293,000,000
	Total accumulated amortization of tangible capital assets	2009 -	9,283,000,000	9,216,000,000
	Total intangible capital assets	2178 +	477,000,000	475,000,000
	Total accumulated amortization of intangible capital assets	2179 -		
	Total long-term assets	2589 +	3,469,000,000	1,942,000,000
	* Assets held in trust	2590 +		
	Total assets (mandatory field)	2599 =	<u>22,165,000,000</u>	<u>20,666,000,000</u>

Liabilities				
	Total current liabilities	3139 +	3,123,530,115	2,814,000,000
	Total long-term liabilities	3450 +	9,655,000,000	11,132,000,000
	* Subordinated debt	3460 +		
	* Amounts held in trust	3470 +		
	Total liabilities (mandatory field)	3499 =	<u>12,778,530,115</u>	<u>13,946,000,000</u>

Shareholder equity				
	Total shareholder equity (mandatory field)	3620 +	9,386,469,885	6,720,000,000

	Total liabilities and shareholder equity	3640 =	<u>22,165,000,000</u>	<u>20,666,000,000</u>
--	---	---------------	-----------------------	-----------------------

Retained earnings				
	Retained earnings/deficit – end (mandatory field)	3849 =	<u>3,690,469,885</u>	<u>1,024,000,000</u>

* Generic item

Form identifier 125

GENERAL INDEX OF FINANCIAL INFORMATION – GIFI

Corporation's name HYDRO ONE NETWORKS INC.	Business number 87086 5821 RC0001	Tax year end Year Month Day 2015-12-31
---	--------------------------------------	--

Income statement information

Description	GIFI
Operating name	0001
Description of the operation	0002
Sequence number	0003 01

Account	Description	GIFI	Current year	Prior year
---------	-------------	------	--------------	------------

Income statement information

Total sales of goods and services	8089 +	924,000,000	77,000,000
Cost of sales	8518 -	490,000,000	40,000,000
Gross profit/loss	8519 =	434,000,000	37,000,000
Cost of sales	8518 +	490,000,000	40,000,000
Total operating expenses	9367 +	346,485,015	30,000,000
Total expenses (mandatory field)	9368 =	836,485,015	70,000,000
Total revenue (mandatory field)	8299 +	924,000,000	77,000,000
Total expenses (mandatory field)	9368 -	836,485,015	70,000,000
Net non-farming income	9369 =	87,514,985	7,000,000

Farming income statement information

Total farm revenue (mandatory field)	9659 +		
Total farm expenses (mandatory field)	9898 -		
Net farm income	9899 =		

Net income/loss before taxes and extraordinary items	9970 =	87,514,985	7,000,000
---	---------------	------------	-----------

Total other comprehensive income	9998 =		
---	---------------	--	--

Extraordinary items and income (linked to Schedule 140)

Extraordinary item(s)	9975 -		
Legal settlements	9976 -		
Unrealized gains/losses	9980 +		
Unusual items	9985 -		
Current income taxes	9990 -	-2,578,954,900	1,000,000
Future (deferred) income tax provision	9995 -		
Total – Other comprehensive income	9998 +		
Net income/loss after taxes and extraordinary items(mandatory field)	9999 =	2,666,469,885	6,000,000

Notes Checklist

Corporation's name HYDRO ONE NETWORKS INC.	Business number 87086 5821 RC0001	Tax year-end Year Month Day 2015-12-31
---	--	--

- Parts 1, 2, and 3 of this schedule must be completed from the perspective of the person (referred to in these parts as **the accountant**) who prepared or reported on the financial statements. If the person preparing the tax return is not the accountant referred to above, they must still complete Parts 1, 2, 3, and 4, as applicable.
- For more information, see Guide RC4088, *General Index of Financial Information (GIFI)* and T4012, *T2 Corporation – Income Tax Guide*.
- Complete this schedule and include it with your T2 return along with the other GIFI schedules.

Part 1 – Information on the accountant who prepared or reported on the financial statements

Does the accountant have a professional designation? **095** 1 Yes 2 No

Is the accountant connected* with the corporation? **097** 1 Yes 2 No

Note

If the accountant does not have a professional designation or is connected to the corporation, you do not have to complete Parts 2 and 3 of this schedule. However, you **do have** to complete Part 4, as applicable.

*A person connected with a corporation can be: (i) a shareholder of the corporation who owns more than 10% of the common shares; (ii) a director, an officer, or an employee of the corporation; or (iii) a person not dealing at arm's length with the corporation.

Part 2 – Type of involvement with the financial statements

Choose the option that represents the highest level of involvement of the accountant: **198**

Completed an auditor's report 1

Completed a review engagement report 2

Conducted a compilation engagement 3

Part 3 – Reservations

If you selected option 1 or 2 under **Type of involvement with the financial statements** above, answer the following question:

Has the accountant expressed a reservation? **099** 1 Yes 2 No

Part 4 – Other information

If you have a professional designation and are not the accountant associated with the financial statements in Part 1 above, choose one of the following options: **110**

Prepared the tax return (financial statements prepared by client) 1

Prepared the tax return and the financial information contained therein (financial statements have not been prepared) 2

Were notes to the financial statements prepared? **101** 1 Yes 2 No

If **yes**, complete lines 104 to 107 below:

Are subsequent events mentioned in the notes? **104** 1 Yes 2 No

Is re-evaluation of asset information mentioned in the notes? **105** 1 Yes 2 No

Is contingent liability information mentioned in the notes? **106** 1 Yes 2 No

Is information regarding commitments mentioned in the notes? **107** 1 Yes 2 No

Does the corporation have investments in joint venture(s) or partnership(s)? **108** 1 Yes 2 No

Part 4 – Other information (continued)

Impairment and fair value changes

In any of the following assets, was an amount recognized in net income or other comprehensive income (OCI) as a result of an impairment loss in the tax year, a reversal of an impairment loss recognized in a previous tax year, or a change in fair value during the tax year?

200 1 Yes 2 No

If **yes**, enter the amount recognized:

	In net income Increase (decrease)	In OCI Increase (decrease)
Property, plant, and equipment	210	211
Intangible assets	215	216
Investment property	220	
Biological assets	225	
Financial instruments	230	231 45,708
Other	235	236

Financial instruments

Did the corporation derecognize any financial instrument(s) during the tax year (other than trade receivables)?

250 1 Yes 2 No

Did the corporation apply hedge accounting during the tax year?

255 1 Yes 2 No

Did the corporation discontinue hedge accounting during the tax year?

260 1 Yes 2 No

Adjustments to opening equity

Was an amount included in the opening balance of retained earnings or equity, in order to correct an error, to recognize a change in accounting policy, or to adopt a new accounting standard in the current tax year?

265 1 Yes 2 No

If **yes**, you have to maintain a separate reconciliation.

T2 BAR CODE RETURN

Name: HYDRO ONE NETWORKS INC.

BN: 87086 5821 RC 0001

Tax Year Start: 2015-11-05

Tax Year End: 2015-12-31

1. DESCRIPTION OF THE BUSINESS

Hydro One Inc. (Hydro One) was incorporated on December 1, 1998, under the Business Corporations Act (Ontario) and was wholly owned by the Province of Ontario (the Province) until October 31, 2015. On October 31, 2015, Hydro One Limited, a wholly owned subsidiary of the Province, acquired all issued and outstanding shares of Hydro One from the Province. The principal businesses of Hydro One are the transmission and distribution of electricity to customers within Ontario.

Hydro One Networks Inc. (Hydro One Networks or the Company) was incorporated on March 4, 1999 under the Business Corporations Act (Ontario) and is a wholly-owned subsidiary of Hydro One. The Company owns and operates Hydro One's regulated transmission and distribution businesses. The regulated transmission business (Transmission Business) operates a high-voltage electrical transmission network that represents almost all of the licensed transmission capacity in Ontario. The regulated distribution business (Distribution Business) operates a low-voltage electrical distribution network that distributes electricity from the transmission system, or directly from generators, to customers within Ontario. These businesses are regulated by the Ontario Energy Board (OEB).

2. SIGNIFICANT ACCOUNTING POLICIES

Basis of Accounting

T2 BAR CODE RETURN

Name: HYDRO ONE NETWORKS INC.

BN: 87086 5821 RC 0001

Tax Year Start: 2015-11-05

Tax Year End: 2015-12-31

These Financial Statements are prepared and presented in accordance with United States Generally Accepted Accounting Principles and in Canadian dollars. The Financial Statements have been prepared solely for the purpose of filing the Company's income tax return, as on November 5, 2015, the common shares of Hydro One Limited began trading on the Toronto Stock Exchange, and as a result, the Company lost its status as a Canadian-Controlled Private Corporation. Since these financial statements have not been prepared for general purposes, some users may require additional information. These financial statements present the financial position of the Company at December 31, 2015 and the results of its operations and its cash flows for the period from November 5, 2015 to December 31, 2015. The comparative information is presented as at November 4, 2015 and for the period from November 1, 2015 to November 4, 2015.

Hydro One Networks performed an evaluation of subsequent events through to March 15, 2016, the date these Financial Statements were available to be issued, to determine whether any events or transactions warranted recognition and disclosure in these Financial Statements. See Note 25 - Subsequent Events.

Use of Management Estimates

The preparation of financial statements requires management to make estimates and assumptions that affect the reported amounts of assets and liabilities at the date of the financial statements and the reported amounts of revenues, expenses, gains and losses during the reporting periods. Management evaluates these estimates on an ongoing basis based upon historical experience, current conditions, and assumptions believed to be reasonable at the time the assumptions are made, with any adjustments being recognized in results of

T2 BAR CODE RETURN

Name: HYDRO ONE NETWORKS INC.

BN: 87086 5821 RC 0001

Tax Year Start: 2015-11-05

Tax Year End: 2015-12-31

operations in the period they arise. Significant estimates relate to regulatory assets and regulatory liabilities, environmental liabilities, post-retirement and post-employment benefits, asset retirement obligations (AROs), goodwill and asset impairments, contingencies, unbilled revenues, allowance for doubtful accounts, derivative instruments, and deferred income tax assets and liabilities. Actual results may differ significantly from these estimates.

Rate Setting

The OEB has approved the use of US GAAP for rate setting and regulatory accounting and reporting by the Company's Distribution and Transmission Businesses.

Transmission

On January 8, 2015, pursuant to an application filed with the OEB, the OEB approved the 2015 Hydro One transmission rates revenue requirement of \$1,477 million.

Distribution

On March 12, 2015, the OEB issued a Decision and Rate Order approving a revenue requirement of \$1,326 million for 2015, \$1,430 million for 2016 and \$1,486 million for 2017. The revenue requirements for 2016 and 2017 are estimates that may change based on 2016 and 2017 Rate Orders. On April 23, 2015, the Final Rate Order for 2015 rates was approved by the OEB.

Regulatory Accounting

T2 BAR CODE RETURN

Name: HYDRO ONE NETWORKS INC.

BN: 87086 5821 RC 0001

Tax Year Start: 2015-11-05

Tax Year End: 2015-12-31

The OEB has the general power to include or exclude revenues, costs, gains or losses in the rates of a specific period, resulting in a change in the timing of accounting recognition from that which would have applied in an unregulated company. Such change in timing involves the application of rate-regulated accounting, giving rise to the recognition of regulatory assets and liabilities. The Company's regulatory assets represent certain amounts receivable from future customers and costs that have been deferred for accounting purposes because it is probable that they will be recovered in future rates. In addition, the Company has recorded regulatory liabilities that generally represent amounts that are refundable to future electricity customers. The Company continually assesses the likelihood of recovery of each of its regulatory assets and continues to believe that it is probable that the OEB will factor its regulatory assets and liabilities into the setting of future rates. If, at some future date, the Company judges that it is no longer probable that the OEB will include a regulatory asset or liability in setting future rates, the appropriate carrying amount will be reflected in results of operations in the period that the assessment is made.

Revenue Recognition

Transmission revenues are collected through OEB-approved rates, which are based on an approved revenue requirement that includes a rate of return. Such revenue is recognized as electricity is transmitted and delivered to customers.

Distribution revenues attributable to the delivery of electricity are based on OEB-approved distribution rates and are recognized on an accrual basis and

T2 BAR CODE RETURN

Name: HYDRO ONE NETWORKS INC.

BN: 87086 5821 RC 0001

Tax Year Start: 2015-11-05

Tax Year End: 2015-12-31

include billed and unbilled revenues. Billed revenues are based on electricity delivered as measured from customer meters. Unbilled revenues are based on an estimate of electricity delivered determined by historical trends of consumption and are estimated at the end of each month. The unbilled revenue estimate is affected by energy consumption, weather, and changes in the composition of customer classes.

Distribution revenue also includes an amount relating to rate protection for rural, residential and remote customers, which is received from the Independent Electricity System Operator (IESO) based on a standardized customer rate that is approved by the OEB.

Revenues also include amounts related to sales of other services and equipment. Such revenue is recognized as services are rendered or as equipment is delivered.

Revenues are recorded net of indirect taxes.

Accounts Receivable and Allowance for Doubtful Accounts

Billed accounts receivable are recorded at the invoiced amount, net of allowance for doubtful accounts. Unbilled accounts receivable are recorded at their estimated value. Overdue amounts related to regulated billings bear interest at OEB-approved rates. The allowance for doubtful accounts reflects the Company's best estimate of losses on billed accounts receivable balances. The Company estimates the allowance for doubtful accounts on customer receivables by applying internally developed loss rates to the outstanding receivable balances by aging category. Loss rates applied to the accounts

T2 BAR CODE RETURN

Name: HYDRO ONE NETWORKS INC.

BN: 87086 5821 RC 0001

Tax Year Start: 2015-11-05

Tax Year End: 2015-12-31

receivable balances are based on historical overdue balances, customer payments and write-offs. Accounts receivable are written-off against the allowance when they are deemed uncollectible. The existing allowance for doubtful accounts will continue to be affected by changes in volume, prices and economic conditions.

Income Taxes

On October 31, 2015, the Company ceased to be exempt from tax under the Income Tax Act (Canada) and the Taxation Act, 2007 (Ontario) (Federal Tax Regime). Prior to that date, the Company was required to make payments in lieu of corporate income taxes (PILs) to the Ontario Electricity Financial Corporation (OEFC) under the Electricity Act, 1998 (Ontario) (PILs Regime). These payments were calculated in accordance with the rules for computing income and other relevant amounts contained in the Income Tax Act (Canada) and the Taxation Act, 2007 (Ontario), as modified by the Electricity Act, 1998, and related regulations. Upon exiting the PILs Regime, the Company is required to make corporate income tax payments to the Canada Revenue Agency (CRA) under the Federal Tax Regime.

Current and deferred income taxes are computed based on the tax rates and tax laws enacted at the balance sheet date. Tax benefits associated with income tax positions taken, or expected to be taken, in a tax return are recorded only when the "more-likely-than-not" recognition threshold is satisfied and are measured at the largest amount of benefit that has a greater than 50% likelihood of being realized upon settlement. Management evaluates each position based solely on the technical merits and facts and circumstances of the position, assuming the position will be examined by a taxing authority

T2 BAR CODE RETURN

Name: HYDRO ONE NETWORKS INC.

BN: 87086 5821 RC 0001

Tax Year Start: 2015-11-05

Tax Year End: 2015-12-31

having full knowledge of all relevant information. Significant management judgment is required to determine recognition thresholds and the related amount of tax benefits to be recognized in the Financial Statements. Management re-evaluates tax positions each period in which new information about recognition or measurement becomes available.

Deferred Income Taxes

Deferred income taxes are provided for using the liability method. Deferred income taxes are recognized based on the estimated future tax consequences attributable to temporary differences between the carrying amount of assets and liabilities in the Financial Statements and their corresponding tax bases.

Deferred income tax liabilities are generally recognized on all taxable temporary differences. Deferred tax assets are recognized to the extent that it is more-likely-than-not that these assets will be realized from taxable income available against which deductible temporary differences can be utilized.

Deferred income taxes are calculated at the tax rates that are expected to apply in the period when the liability is settled or the asset is realized, based on the tax rates and tax laws that have been enacted at the balance sheet date. Deferred income taxes that are not included in the rate-setting process are charged or credited to the Statements of Operations and Comprehensive Income.

If management determines that it is more-likely-than-not that some or all of a deferred income tax asset will not be realized, a valuation allowance is

T2 BAR CODE RETURN

Name: HYDRO ONE NETWORKS INC.

BN: 87086 5821 RC 0001

Tax Year Start: 2015-11-05

Tax Year End: 2015-12-31

recorded against the deferred income tax asset to report the net asset balance at the amount expected to be realized. Previously unrecognized deferred income tax assets are reassessed at each balance sheet date and are recognized to the extent that it has become more-likely-than-not that the tax benefit will be realized.

The Company records regulatory assets and liabilities associated with deferred income taxes that will be included in the rate-setting process.

The Company uses the flow-through method to account for investment tax credits (ITCs) earned on eligible scientific research and experimental development expenditures, and apprenticeship job creation. Under this method, only non-refundable ITCs are recognized as a reduction to income tax expense.

Inter-company Demand Facility

Hydro One maintains pooled bank accounts for its use and for the use of its subsidiaries, including Hydro One Networks. The balance in the inter-company demand facility represents the cumulative net effect of all deposits and withdrawals made by the Company to and from the pooled bank accounts. Interest is earned on positive inter-company balances based on the average of the bankers' acceptance rate at the beginning and end of the month, less 0.02%. Interest is charged on overdraft inter-company balances based on the same bankers' acceptance rate, plus 0.15%.

Materials and Supplies

Materials and supplies represent consumables, small spare parts and

T2 BAR CODE RETURN

Name: HYDRO ONE NETWORKS INC.

BN: 87086 5821 RC 0001

Tax Year Start: 2015-11-05

Tax Year End: 2015-12-31

construction materials held for internal construction and maintenance of property, plant and equipment. These assets are carried at average cost less any impairments recorded.

Property, Plant and Equipment

Property, plant and equipment is recorded at original cost, net of customer contributions, and any accumulated impairment losses. The cost of additions, including betterments and replacement asset components, is included on the Balance Sheets as property, plant and equipment.

The original cost of property, plant and equipment includes direct materials, direct labour (including employee benefits), contracted services, attributable capitalized financing costs, asset retirement costs, and direct and indirect overheads that are related to the capital project or program. Indirect overheads include a portion of corporate costs such as finance, treasury, human resources, information technology and executive costs. Overhead costs, including corporate functions and field services costs, are capitalized on a fully allocated basis, consistent with an OEB-approved methodology.

Property, plant and equipment in service consists of transmission, distribution, communication, administration and service assets and land easements. Property, plant and equipment also includes future use assets, such as land, major components and spare parts, and capitalized project development costs associated with deferred capital projects.

Transmission

T2 BAR CODE RETURN

Name: HYDRO ONE NETWORKS INC.

BN: 87086 5821 RC 0001

Tax Year Start: 2015-11-05

Tax Year End: 2015-12-31

Transmission assets include assets used for the transmission of high-voltage electricity, such as transmission lines, support structures, foundations, insulators, connecting hardware and grounding systems, and assets used to step up the voltage of electricity from generating stations for transmission and to step down voltages for distribution, including transformers, circuit breakers and switches.

Distribution

Distribution assets include assets related to the distribution of low-voltage electricity, including lines, poles, switches, transformers, protective devices and metering systems.

Communication

Communication assets include the fibre-optic and microwave radio system, optical ground wire, towers, telephone equipment and associated buildings.

Administration and Service

Administration and service assets include administrative buildings, personal computers, transport and work equipment, tools and other minor assets.

Intangible Assets

Intangible assets separately acquired or internally developed are measured on initial recognition at cost, which comprises purchased software, direct labour (including employee benefits), consulting, engineering, overheads and

T2 BAR CODE RETURN

Name: HYDRO ONE NETWORKS INC.

BN: 87086 5821 RC 0001

Tax Year Start: 2015-11-05

Tax Year End: 2015-12-31

attributable capitalized financing charges. Following initial recognition, intangible assets are carried at cost, net of any accumulated amortization and accumulated impairment losses. The Company's intangible assets primarily represent major computer applications.

Capitalized Financing Costs

Capitalized financing costs represent interest costs attributable to the construction of property, plant and equipment or development of intangible assets. The financing cost of attributable borrowed funds is capitalized as part of the acquisition cost of such assets. The capitalized portion of financing costs is a reduction to financing charges recognized in the Statements of Operations and Comprehensive Income. Capitalized financing costs are calculated using the Company's weighted average effective cost of debt.

Construction and Development in Progress

Construction and development in progress consists of the capitalized cost of constructed assets that are not yet complete and which have not yet been placed in service.

Depreciation and Amortization

The cost of property, plant and equipment and intangible assets is depreciated or amortized on a straight-line basis based on the estimated remaining service life of each asset category, except for transport and work equipment, which is depreciated on a declining balance basis.

T2 BAR CODE RETURN

Name: HYDRO ONE NETWORKS INC.

BN: 87086 5821 RC 0001

Tax Year Start: 2015-11-05

Tax Year End: 2015-12-31

The Company periodically initiates an external independent review of its property, plant and equipment and intangible asset depreciation and amortization rates, as required by the OEB. Any changes arising from OEB approval of such a review are implemented on a remaining service life basis, consistent with their inclusion in electricity rates. The last review resulted in changes to rates effective January 1, 2015. A summary of average service lives and depreciation and amortization rates for the various classes of assets is included below:

Average		Rate (%)	
Service Life	Range	Average	
Transmission	55 years	1% - 2%	2%
Distribution	47 years	1% - 2%	2%
Communication	16 years	1% - 15%	6%
Administration and service	18 years	1% - 20%	6%

The cost of intangible assets is included primarily within the administration and service classification above. Amortization rate for computer applications software and other intangible assets is 10%.

In accordance with group depreciation practices, the original cost of property, plant and equipment, or major components thereof, and intangible assets that are normally retired, is charged to accumulated depreciation, with no gain or loss being reflected in results of operations. Where a disposition of property, plant and equipment occurs through sale, a gain or loss is calculated based on proceeds and such gain or loss is included in depreciation expense. Depreciation expense also includes the costs incurred to remove

T2 BAR CODE RETURN

Name: HYDRO ONE NETWORKS INC.

BN: 87086 5821 RC 0001

Tax Year Start: 2015-11-05

Tax Year End: 2015-12-31

property, plant and equipment where no asset retirement obligations have been recorded.

Goodwill

Goodwill represents the cost of acquired local distribution companies that is in excess of the fair value of the net identifiable assets acquired at the acquisition date. Goodwill is not included in rate-base.

Goodwill is evaluated for impairment on an annual basis, or more frequently if circumstances require. The Company performs a qualitative assessment to determine whether it is more-likely-than-not that the fair value of the applicable reporting unit is less than its carrying amount. If the Company determines, as a result of its qualitative assessment, that it is not more-likely-than-not that the fair value of the applicable reporting unit is less than its carrying amount, no further testing is required. If the Company determines, as a result of its qualitative assessment, that it is more-likely-than-not that the fair value of the applicable reporting unit is less than its carrying amount, a goodwill impairment assessment is performed using a two-step, fair value-based test. The first step compares the fair value of the applicable reporting unit to its carrying amount, including goodwill. If the carrying amount of the applicable reporting unit exceeds its fair value, a second step is performed. The second step requires an allocation of fair value to the individual assets and liabilities using purchase price allocation in order to determine the implied fair value of goodwill. If the implied fair value of goodwill is less than the carrying amount, an impairment loss is recorded as a reduction to goodwill and as a charge to results of operations. At December 31, 2015, no goodwill impairment had been recorded.

T2 BAR CODE RETURN

Name: HYDRO ONE NETWORKS INC.

BN: 87086 5821 RC 0001

Tax Year Start: 2015-11-05

Tax Year End: 2015-12-31

Long-Lived Asset Impairment

When circumstances indicate the carrying value of long-lived assets may not be recoverable, the Company evaluates whether the carrying value of such assets, excluding goodwill, has been impaired. For such long-lived assets, the Company evaluates whether impairment may exist by estimating future estimated undiscounted cash flows expected to result from the use and eventual disposition of the asset. When alternative courses of action to recover the carrying amount of a long-lived asset are under consideration, a probability-weighted approach is used to develop estimates of future undiscounted cash flows. If the carrying value of the long-lived asset is not recoverable based on the estimated future undiscounted cash flows, an impairment loss is recorded, measured as the excess of the carrying value of the asset over its fair value. As a result, the asset's carrying value is adjusted to its estimated fair value.

The carrying costs of most of Hydro One Networks' long-lived assets are included in rate base where they earn an OEB-approved rate of return. Asset carrying values and the related return are recovered through approved rates. As a result, such assets are only tested for impairment in the event that the OEB disallows recovery, in whole or in part, or if such a disallowance is judged to be probable. At December 31, 2015, no asset impairment had been recorded

Costs of Arranging Debt Financing

For financial liabilities classified as other than held-for-trading, the

T2 BAR CODE RETURN

Name: HYDRO ONE NETWORKS INC.

BN: 87086 5821 RC 0001

Tax Year Start: 2015-11-05

Tax Year End: 2015-12-31

Company defers its proportionate share of the relevant Hydro One external transaction costs related to obtaining debt financing and presents such amounts as deferred debt costs on the Balance Sheets. Deferred debt costs are amortized over the contractual life of the related debt on an effective-interest basis and the amortization is included within financing charges in the Statements of Operations and Comprehensive Income. Transaction costs for items classified as held-for-trading are expensed immediately.

Comprehensive Income

Comprehensive income is comprised of net income and other comprehensive income (OCI). OCI and net income are presented in a single continuous Statement of Operations and Comprehensive Income.

Financial Assets and Liabilities

All financial assets and liabilities are classified into one of the following five categories: held-to-maturity; loans and receivables; held-for-trading; other liabilities; or available-for-sale. Financial assets and liabilities classified as held-for-trading are measured at fair value. All other financial assets and liabilities are measured at amortized cost, except accounts receivable, which are measured at the lower of cost or fair value. Accounts receivable are classified as loans and receivables. The Company considers the carrying amounts of accounts receivable to be reasonable estimates of fair value because of the short time to maturity of these instruments. Provisions for impaired accounts receivable are recognized as adjustments to the allowance for doubtful accounts and are recognized when there is objective evidence that the Company will not be able to collect amounts according to the

T2 BAR CODE RETURN

Name: HYDRO ONE NETWORKS INC.

BN: 87086 5821 RC 0001

Tax Year Start: 2015-11-05

Tax Year End: 2015-12-31

original terms. All financial instrument transactions are recorded at trade date.

Derivative instruments are measured at fair value. Gains and losses from fair valuation are included within financing charges in the period in which they arise. The Company determines the classification of its financial assets and liabilities at the date of initial recognition. The Company designates certain of its financial assets and liabilities to be held at fair value, when it is consistent with the Company's risk management policy disclosed in Note 12 - Fair Value of Financial Instruments and Risk Management.

Derivative Instruments and Hedge Accounting

Hydro One closely monitors the risks associated with changes in interest rates on its operations and, where appropriate, uses various derivative instruments to hedge these risks. Certain of these derivative instruments qualify for hedge accounting and are designated as accounting hedges, while others either do not qualify as hedges or have not been designated as hedges (hereinafter referred to as undesignated contracts) as they are part of economic hedge relationships. Hydro One's derivative instruments, or portions thereof, are mirrored down to Hydro One Networks, and are allocated between the Company's transmission and distribution businesses. The derivative instruments are classified as fair value hedges or undesignated contracts, consistent with Hydro One's derivative instruments classification.

The accounting guidance for derivative instruments requires the recognition of all derivative instruments not identified as meeting the normal purchase and sale exemption as either assets or liabilities recorded at fair value on the

T2 BAR CODE RETURN

Name: HYDRO ONE NETWORKS INC.

BN: 87086 5821 RC 0001

Tax Year Start: 2015-11-05

Tax Year End: 2015-12-31

Balance Sheets. For derivative instruments that qualify for hedge accounting, Hydro One may elect to designate such derivative instruments as either cash flow hedges or fair value hedges. Hydro One offsets fair value amounts recognized in its Balance Sheets related to derivative instruments executed with the same counterparty under the same master netting agreement.

For derivative instruments that qualify for hedge accounting and which are designated as cash flow hedges, the effective portion of any gain or loss, net of tax, is reported as a component of accumulated OCI (AOCI) and is reclassified to results of operations in the same period or periods during which the hedged transaction affects results of operations. Any gains or losses on the derivative instrument that represent either hedge ineffectiveness or hedge components excluded from the assessment of effectiveness are recognized in results of operations. For fair value hedges, changes in fair value of both the derivative instrument and the underlying hedged exposure are recognized in the Statement of Operations and Comprehensive Income in the current period. The gain or loss on the derivative instrument is included in the same line item as the offsetting gain or loss on the hedged item in the Statements of Operations and Comprehensive Income. Additionally, Hydro One enters into derivative agreements that are economic hedges that either do not qualify for hedge accounting or have not been designated as hedges. The changes in fair value of these undesignated derivative instruments are reflected in results of operations.

Embedded derivative instruments are separated from their host contracts and carried at fair value on the Balance Sheets when: (a) the economic characteristics and risks of the embedded derivative are not clearly and closely related to the economic characteristics and risks of the host

T2 BAR CODE RETURN

Name: HYDRO ONE NETWORKS INC.

BN: 87086 5821 RC 0001

Tax Year Start: 2015-11-05

Tax Year End: 2015-12-31

contract; (b) the hybrid instrument is not measured at fair value, with changes in fair value recognized in results of operations each period; and (c) the embedded derivative itself meets the definition of a derivative. Hydro One does not engage in derivative trading or speculative activities and had no embedded derivatives at December 31, 2015.

Hydro One periodically develops hedging strategies taking into account risk management objectives. At the inception of a hedging relationship where Hydro One has elected to apply hedge accounting, Hydro One formally documents the relationship between the hedged item and the hedging instrument, the related risk management objective, the nature of the specific risk exposure being hedged, and the method for assessing the effectiveness of the hedging relationship. Hydro One also assesses, both at the inception of the hedge and on a quarterly basis, whether the hedging instruments are effective in offsetting changes in fair values or cash flows of the hedged items.

Employee Future Benefits

Employee future benefits provided by Hydro One include pension, post-retirement and post-employment benefits. The costs of the pension, post-retirement and post-employment benefit plans are recorded over the periods during which employees render service.

Hydro One recognizes the funded status of its pension, post-retirement and post-employment plans on its Consolidated Balance Sheets and subsequently recognizes the changes in funded status at the end of each reporting year. Pension, post-retirement and post-employment funds are considered to be underfunded when the projected benefit obligation exceeds the fair value of

T2 BAR CODE RETURN

Name: HYDRO ONE NETWORKS INC.

BN: 87086 5821 RC 0001

Tax Year Start: 2015-11-05

Tax Year End: 2015-12-31

the plan assets. Liabilities are recognized on the Consolidated Balance Sheets of Hydro One for any net underfunded projected benefit obligation. The net underfunded projected benefit obligation may be disclosed as a current liability, long-term liability, or both. The current portion is the amount by which the actuarial present value of benefits included in the benefit obligation payable in the next 12 months exceeds the fair value of plan assets. If the fair value of plan assets exceeds the projected benefit obligation of the plan, an asset is recognized equal to the net overfunded projected benefit obligation. The post-retirement and post-employment benefit plans are unfunded because there are no related plan assets. The measurement date for the Plans was December 31.

Pension Benefits

Hydro One has a contributory defined benefit pension plan covering most regular employees of Hydro One and its subsidiaries, including Hydro One Networks. The Hydro One pension plan does not segregate assets in a separate account for individual subsidiaries, nor is the obligation of the pension plan allocated to, or funded separately by, entities within the consolidated group. Accordingly, for purposes of these Financial Statements, the pension plan is accounted for as a defined contribution plan and no pension benefit asset or liability is recorded.

A detailed description of Hydro One pension benefits is provided in the Pension and Post-Retirement and Post-Employment Benefits note to the Consolidated Financial Statements of Hydro One.

Post-Retirement and Post-Employment Benefits

T2 BAR CODE RETURN

Name: HYDRO ONE NETWORKS INC.

BN: 87086 5821 RC 0001

Tax Year Start: 2015-11-05

Tax Year End: 2015-12-31

Post-retirement and post-employment benefits are recorded and included in rates on an accrual basis. Costs are determined by independent actuaries using the projected benefit method prorated on service and based on assumptions that reflect management's best estimates. Past service costs from plan amendments are amortized to results of operations based on the expected average remaining service period. Hydro One records a regulatory asset equal to the incremental net unfunded projected benefit obligation for post-retirement and post-employment plans recorded at each year end based on annual actuarial reports.

For post-retirement benefits, all actuarial gains or losses are deferred using the "corridor" approach. The amount calculated above the "corridor" is amortized to results of operations on a straight-line basis over the expected average remaining service life of active employees in the plan and over the remaining life expectancy of inactive employees in the plan. The post-retirement benefit obligation is remeasured to its fair value at each year end based on an annual actuarial report, with an offset to the associated regulatory asset, to the extent of the remeasurement adjustment.

For post-employment obligations, the associated regulatory liabilities representing actuarial gains on transition to US GAAP are amortized to results of operations based on the "corridor" approach. Post transition, the actuarial gains and losses on post-employment obligations that are incurred during the year are recognized immediately to results of operations. The post-employment benefit obligation is remeasured to its fair value at each year end based on an annual actuarial report, with an offset to the associated regulatory asset, to the extent of the remeasurement adjustment.

T2 BAR CODE RETURN

Name: HYDRO ONE NETWORKS INC.

BN: 87086 5821 RC 0001

Tax Year Start: 2015-11-05

Tax Year End: 2015-12-31

All post-retirement and post-employment future benefit costs are attributed to labour and are either charged to results of operations or capitalized as part of the cost of property, plant and equipment and intangible assets.

A detailed description of Hydro One post-retirement and post-employment benefits is provided in the Pension and Post-Retirement and Post-Employment Benefits note to the Consolidated Financial Statements of Hydro One.

Stock-Based Compensation

Hydro One measures share grant plans based on fair value of share grants as estimated based on the grant date Hydro One Limited share price. The costs are recognized in the financial statements using the graded-vesting attribution method for share grant plans that have both a performance condition and a service condition. The Company records a regulatory asset equal to the accrued costs of share grant plans recognized in each period, as management considers it to be probable that such costs will be recovered in the future through the rate-setting process.

The Company also records the liabilities associated with its Directors' Deferred Share Unit (DSU) Plan at fair value at each reporting date until settlement, recognizing compensation expense over the vesting period on a straight-line basis. The fair value of the DSU liability is based on Hydro One Limited's common share closing price at the end of each reporting period.

Loss Contingencies

Hydro One and its subsidiaries are involved in certain legal and environmental matters that arise in the normal course of business. In the preparation of its

T2 BAR CODE RETURN

Name: HYDRO ONE NETWORKS INC.

BN: 87086 5821 RC 0001

Tax Year Start: 2015-11-05

Tax Year End: 2015-12-31

Financial Statements, management makes judgments regarding the future outcome of contingent events and records a loss for a contingency based on its best estimate when it is determined that such loss is probable and the amount of the loss can be reasonably estimated. Where the loss amount is recoverable in future rates, a regulatory asset is also recorded. When a range estimate for the probable loss exists and no amount within the range is a better estimate than any other amount, the Company records a loss at the minimum amount within the range.

Management regularly reviews current information available to determine whether recorded provisions should be adjusted and whether new provisions are required. Estimating probable losses may require analysis of multiple forecasts and scenarios that often depend on judgments about potential actions by third parties, such as federal, provincial and local courts or regulators. Contingent liabilities are often resolved over long periods of time. Amounts recorded in the Financial Statements may differ from the actual outcome once the contingency is resolved. Such differences could have a material impact on future results of operations, financial position and cash flows of the Company.

Provisions are based upon current estimates and are subject to greater uncertainty where the projection period is lengthy. A significant upward or downward trend in the number of claims filed, the nature of the alleged injuries, and the average cost of resolving each claim could change the estimated provision, as could any substantial adverse or favorable verdict at trial. A federal or provincial legislative outcome or structured settlement could also change the estimated liability. Legal fees are expensed as incurred.

T2 BAR CODE RETURN

Name: HYDRO ONE NETWORKS INC.

BN: 87086 5821 RC 0001

Tax Year Start: 2015-11-05

Tax Year End: 2015-12-31

Environmental Liabilities

Environmental liabilities are recorded in respect of past contamination when it is determined that future environmental remediation expenditures are probable under existing statute or regulation and the amount of the future expenditures can be reasonably estimated. Hydro One Networks records a liability for the estimated future expenditures associated with the contaminated land assessment and remediation (LAR) program and for the phase-out and destruction of polychlorinated biphenyl (PCB)-contaminated mineral oil removed from electrical equipment, based on the present value of these estimated future expenditures. The present value is determined with a discount rate equal to its credit-adjusted risk-free interest rate on financial instruments with comparable maturities to the pattern of future environmental expenditures. As the Company anticipates that the future expenditures will continue to be recoverable in future rates, an offsetting regulatory asset has been recorded to reflect the future recovery of these environmental expenditures from customers. Hydro One Networks reviews its estimates of future environmental expenditures annually or more frequently if there are indications that circumstances have changed.

Asset Retirement Obligations

AROs are recorded for legal obligations associated with the future removal and disposal of long-lived assets. Such obligations may result from the acquisition, construction, development and/or normal use of the asset. Conditional AROs are recorded when there is a legal obligation to perform a future asset retirement activity but where the timing and/or method of

T2 BAR CODE RETURN

Name: HYDRO ONE NETWORKS INC.

BN: 87086 5821 RC 0001

Tax Year Start: 2015-11-05

Tax Year End: 2015-12-31

settlement are conditional on a future event that may or may not be within the control of the Company. In such a case, the obligation to perform the asset retirement activity is unconditional even though uncertainty exists about the timing and/or method of settlement.

When recording an ARO, the present value of the estimated future expenditures required to complete the asset retirement activity is recorded in the period in which the obligation is incurred, if a reasonable estimate can be made. In general, the present value of the estimated future expenditures is added to the carrying amount of the associated asset and the resulting asset retirement cost is depreciated over the estimated useful life of the asset. Where an asset is no longer in service when an ARO is recorded, the asset retirement cost is recorded in results of operations.

Some transmission and distribution assets, particularly those located on unowned easements and rights-of-way, may have AROs, conditional or otherwise. The majority of the Company's easements and rights-of-way are either of perpetual duration or are automatically renewed annually. Land rights with finite terms are generally subject to extension or renewal. As the Company expects to use the majority of its facilities in perpetuity, no ARO currently exists for these assets. If, at some future date, a particular facility is shown not to meet the perpetuity assumption, it will be reviewed to determine whether an estimable ARO exists. In such a case, an ARO would be recorded at that time.

The Company's AROs recorded to date relate to estimated future expenditures associated with the removal and disposal of asbestos-containing materials installed in some of its facilities and with the decommissioning of specific

T2 BAR CODE RETURN

Name: HYDRO ONE NETWORKS INC.

BN: 87086 5821 RC 0001

Tax Year Start: 2015-11-05

Tax Year End: 2015-12-31

switching stations located on unowned sites.

3. NEW ACCOUNTING PRONOUNCEMENTS

Recent Accounting Guidance Not Yet Adopted

In January 2015, the Financial Accounting Standards Board (FASB) issued Accounting Standards Update (ASU) 2015-01, Income Statement - Extraordinary and Unusual Items (Subtopic 225-20): Simplifying Income Statement Presentation by Eliminating the Concept of Extraordinary Items. This ASU eliminates the requirements for reporting entities to consider whether an underlying event or transaction is extraordinary and to show the item separately in the income statement. This ASU is effective for fiscal years, and interim periods within these years, beginning after December 15, 2015. The adoption of this ASU is not anticipated to have an impact on the Company's financial statements.

In February 2015, the FASB issued ASU 2015-02, Consolidation (Topic 810): Amendments to the Consolidation Analysis. This ASU provides guidance about the analysis that a reporting entity must perform to determine whether it should consolidate certain types of legal entities. This ASU is effective for fiscal years, and interim periods within those years, beginning after December 15, 2015. The Company is currently assessing the impact of adoption of ASU 2015-02 on its financial statements.

In April 2015, the FASB issued ASU 2015-03, Interest - Imputation of Interest (Subtopic 835-30): Simplifying the Presentation of Debt Issuance Costs. This ASU requires that debt issuance costs related to a recognized debt liability

T2 BAR CODE RETURN

Name: HYDRO ONE NETWORKS INC.

BN: 87086 5821 RC 0001

Tax Year Start: 2015-11-05

Tax Year End: 2015-12-31

be presented in the balance sheet as a direct deduction from the carrying amount of that debt liability. The recognition and measurement guidance for debt issuance costs are not affected. This ASU is effective for fiscal years, and interim periods within those years, beginning after December 15, 2015. Upon adoption of this ASU in the first quarter of 2016, the Company's deferred debt issuance costs that are currently presented under other long-term assets will be reclassified as a deduction from the carrying amount of long-term debt.

In April 2015, the FASB issued ASU 2015-05, Intangibles - Goodwill and Other - Internal-Use Software (Subtopic 350-40): Customer's Accounting for Fees Paid in a Cloud Computing Arrangement. This ASU provides guidance to customers about whether a cloud computing arrangement includes a software license, as well as the related accounting for the arrangement. This ASU is effective for fiscal years, and interim periods within these years, beginning after December 15, 2015. The Company is currently assessing the impact of adoption of ASU 2015-05 on its financial statements.

In August 2015, the FASB issued ASU 2015-14, Revenue from Contracts with Customers (Topic 606): Deferral of the Effective Date to defer the effective date of ASU 2014-09, Revenue from Contracts with Customers (Topic 606) issued by the FASB in May 2014, by one year. The guidance in ASU 2014-09 is now effective for fiscal years, and interim periods within those years, beginning after December 15, 2017. The Company is currently assessing the impact of adoption of ASU 2014-09 on its financial statements.

In September 2015, the FASB issued ASU 2015-16, Business Combinations (Topic 805): Simplifying the Accounting for Measurement-Period Adjustments. The

T2 BAR CODE RETURN

Name: HYDRO ONE NETWORKS INC.

BN: 87086 5821 RC 0001

Tax Year Start: 2015-11-05

Tax Year End: 2015-12-31

amendments in this ASU require that an acquirer recognize adjustments to provisional amounts that are identified during the measurement period of a business combination in the reporting period in which the adjustment amounts are determined. The amendments in this update require that the acquirer to present separately on the face of the income statement or disclose in the notes the portion of the amount recorded in current-period earnings by line item that would have been recorded in previous reporting periods if the adjustment to the provisional amounts had been recognized as of the acquisition date. This ASU is effective for fiscal years, and interim periods within those fiscal years, beginning after December 15, 2015. Upon adoption of this ASU in the first quarter of 2016, the Company will apply the guidance in this ASU to each future business combination, as applicable.

In November 2015, the FASB issued ASU 2015-17, Income Taxes (Topic 740): Balance Sheet Classification of Deferred Taxes. The amendments in this ASU require that all deferred tax assets and liabilities be classified as noncurrent on the balance sheet. This ASU is effective for fiscal years, and interim periods within those years, beginning after December 15, 2016. Upon adoption of this ASU in the first quarter of 2017, the current portions of the Company's deferred income tax assets and liabilities will be reclassified as noncurrent assets and liabilities on the Balance Sheets.

4. DEPRECIATION AND AMORTIZATION

(millions of Canadian dollars) Period from
November 5 to December 31, 2015

T2 BAR CODE RETURN

Name: HYDRO ONE NETWORKS INC.

BN: 87086 5821 RC 0001

Tax Year Start: 2015-11-05

Tax Year End: 2015-12-31

Depreciation of property, plant and equipment	81
Amortization of intangible assets	10
Asset removal costs	17
Amortization of regulatory assets	4
	112

5. FINANCING CHARGES

(millions of Canadian dollars) Period from
November 5 to
December 31, 2015

Interest on long-term debt	60
Other	2
Interest on inter-company demand facility	3
Less: Interest capitalized on construction and development in progress	(8)
	57

6. INCOME TAXES

Income taxes differ from the amount that would have been recorded using the combined Canadian Federal and Ontario statutory income tax rate. The reconciliation between the statutory and the effective tax rates is provided as follows:

(millions of Canadian dollars) Period from

T2 BAR CODE RETURN

Name: HYDRO ONE NETWORKS INC.

BN: 87086 5821 RC 0001

Tax Year Start: 2015-11-05

Tax Year End: 2015-12-31

November 5 to December 31, 2015

Income taxes at statutory rate 23

Increase (decrease) resulting from:

Net temporary differences included in amounts charged to customers:

Capital cost allowance in excess of depreciation and amortization (5)

Post-retirement and post-employment benefit expense in excess of cash payments

(2)

Pension contributions in excess of pension expense (4)

Overheads capitalized for accounting but deducted for tax purposes (2)

Interest capitalized for accounting but deducted for tax purposes (2)

Environmental expenditures (1)

Net temporary differences (16)

Net tax expense (benefit) resulting from transition from PILs Regime to

Federal Tax Regime (2,587)

Net permanent differences 1

Total income tax expense (recovery) (2,579)

Current income tax expense 234

Deferred income tax expense (2,813)

Total income tax expense (recovery) (2,579)

Effective income tax rate

(2,964%)

The provision for PILs / current income taxes is remitted to, or received from, the OEFC (PILs Regime) and the CRA (Federal Tax Regime). At December 31, 2015, \$11 million due from the OEFC was included in accounts receivable on the

T2 BAR CODE RETURN

Name: HYDRO ONE NETWORKS INC.

BN: 87086 5821 RC 0001

Tax Year Start: 2015-11-05

Tax Year End: 2015-12-31

Balance Sheet.

The total income tax expense includes deferred income tax recovery of \$2,813 million that is not included in the rate-setting process, using the balance sheet liability method of accounting. Deferred income tax expense balances expected to be included in the rate-setting process are offset by regulatory assets and liabilities to reflect the anticipated recovery or disposition of these balances within future electricity rates.

Departure Tax

Hydro One Networks' exemption from tax under the Federal Tax Regime ceased to apply on October 31, 2015. As a result, under the Electricity Act, 1998 (Ontario) (PILs Regime), Hydro One Networks was deemed to have disposed of its assets immediately before it lost its tax exempt status under the Federal Tax Regime, for proceeds equal to the fair market value of those assets at that time. Consequently, Hydro One Networks is liable to make a payment in lieu of tax (Departure Tax) under the PILs Regime in respect of the income and capital gains that arose as a result of this deemed disposition.

Hydro One Networks paid to the OEFC an amount that reasonably approximates the amount of the Departure Tax that would be payable by Hydro One Networks in respect of the deemed disposition of its assets and that is not subject to appeal or re-assessment. The amount of Departure Tax paid by Hydro One Networks is \$2,271 million.

Deferred Income Tax Assets and Liabilities

T2 BAR CODE RETURN

Name: HYDRO ONE NETWORKS INC.

BN: 87086 5821 RC 0001

Tax Year Start: 2015-11-05

Tax Year End: 2015-12-31

Deferred income tax assets and liabilities arise from differences between the carrying amounts and tax bases of the Company's assets and liabilities. At December 31, 2015 deferred income tax assets and liabilities consisted of the following:

(millions of Canadian dollars) December 31, 2015

Deferred income tax assets

Depreciation and amortization in excess of capital cost allowance	906
Post-retirement and post-employment benefit expense in excess of cash payments	566
Environmental expenditures	71
Non-capital losses	60
Other	3
Total deferred income tax assets	1,606
Less: current portion	18
	1,588

(millions of Canadian dollars) December 31, 2015

Deferred income tax liabilities

Regulatory amounts not recognized for tax	147
Goodwill	9
Other	2
Total deferred income tax liabilities	158
Less: current portion	-
	158

T2 BAR CODE RETURN

Name: HYDRO ONE NETWORKS INC.

BN: 87086 5821 RC 0001

Tax Year Start: 2015-11-05

Tax Year End: 2015-12-31

The deferred income tax assets and liabilities are presented on the Balance

Sheets as follows:

(millions of Canadian dollars) December 31, 2015

Current deferred income tax assets 18

Current deferred income tax liabilities -

Net current deferred income tax assets 18

Long-term deferred income tax assets 1,588

Long-term deferred income tax liabilities (158)

Net long-term deferred income tax assets 1,430

During the period ended December 31, 2015, there were no changes in the rate applicable to future taxes.

7. ACCOUNTS RECEIVABLE

(millions of Canadian dollars) December 31, 2015

Accounts receivable - billed 396

Accounts receivable - unbilled 588

Accounts receivable, gross 984

Allowance for doubtful accounts (60)

Accounts receivable, net 924

T2 BAR CODE RETURN

Name: HYDRO ONE NETWORKS INC.

BN: 87086 5821 RC 0001

Tax Year Start: 2015-11-05

Tax Year End: 2015-12-31

The following table shows the movements in the allowance for doubtful accounts for the period ended December 31, 2015.

(millions of Canadian dollars)	Period from	
	November 5 to December 31, 2015	
Allowance for doubtful accounts - beginning of period		(64)
Write-offs	9	
Additions to allowance for doubtful accounts	(5)	
Allowance for doubtful accounts - end of period		(60)

8. PROPERTY, PLANT AND EQUIPMENT

December 31, 2015 (millions of Canadian dollars)	Property, Plant and				
Equipment	Accumulated Depreciation	Construction			
in Progress					
Total					
Transmission	13,748	4,673	851	9,926	
Distribution	9,083	3,155	236	6,164	
Communication	1,006	610	18	414	
Administration and service	1,517	845	36	708	
	25,354	9,283	1,141	17,212	

Financing charges capitalized on property, plant and equipment under construction were \$8 million during the period from November 5 to December 31, 2015.

T2 BAR CODE RETURN

Name: HYDRO ONE NETWORKS INC.

BN: 87086 5821 RC 0001

Tax Year Start: 2015-11-05

Tax Year End: 2015-12-31

9. INTANGIBLE ASSETS

December 31, 2015 (millions of Canadian dollars) Intangible

Assets Accumulated Amortization Development

in Progress

Total

Computer applications software 579 270 25 334

Other 39 9 - 30

618 279 25 364

Financing charges capitalized on intangible assets under development were immaterial during the period from November 5 to December 31, 2015. The estimated amortization expense for intangible assets as at December 31, 2015 is as follows: 2016 - \$56 million; 2017 - \$56 million; 2018 - \$56 million; 2019 - \$47 million; and 2020 - \$30 million.

10. REGULATORY ASSETS AND LIABILITIES

Regulatory assets and liabilities arise as a result of the rate-making process. Hydro One Networks has recorded the following regulatory assets and liabilities:

(millions of Canadian dollars) December 31, 2015

Regulatory assets:

Deferred income tax regulatory asset 1,404

T2 BAR CODE RETURN

Name: HYDRO ONE NETWORKS INC.

BN: 87086 5821 RC 0001

Tax Year Start: 2015-11-05

Tax Year End: 2015-12-31

Post-retirement and post-employment benefits 238
Environmental 196
Retail settlement variance accounts 113
Pension cost variance 37
2015-2017 rate rider 20
DSC exemption 10
Share-based compensation 10
Other 8
Total regulatory assets 2,036
Less: current portion 33
2,003

(millions of Canadian dollars) December 31, 2015

Regulatory liabilities:

Green Energy expenditure variance 76
External revenue variance 87
CDM deferral variance account 53
PST savings deferral 4
Deferred income tax regulatory liability 18
Other 10
Total regulatory liabilities 248
Less: current portion 19
229

Deferred Income Tax Regulatory Asset and Liability

Deferred income taxes are recognized on temporary differences between the

T2 BAR CODE RETURN

Name: HYDRO ONE NETWORKS INC.

BN: 87086 5821 RC 0001

Tax Year Start: 2015-11-05

Tax Year End: 2015-12-31

carrying amount of assets and liabilities in the financial statements and the corresponding tax bases used in the computation of taxable profit. The Company has recognized regulatory assets and liabilities that correspond to deferred income taxes that flow through the rate-setting process. In the absence of rate-regulated accounting, the Company's provision for PILs would have been recognized using the liability method and there would be no regulatory accounts established for taxes to be recovered through future rates. As a result, the income tax expense for the period from November 5 to December 31, 2015 would have been higher by approximately \$16 million.

Post-Retirement and Post-Employment Benefits

The Company recognizes the net unfunded status of post-retirement and post-employment obligations on the Balance Sheets with an incremental offset to the associated regulatory assets. A regulatory asset is recognized because management considers it to be probable that post-retirement and post-employment benefit costs will be recovered in the future through the rate-setting process. The post-retirement and post-employment benefit obligation is remeasured to its fair value at each year end based on an annual actuarial report, with an offset to the associated regulatory asset, to the extent of the remeasurement adjustment. In the absence of rate-regulated accounting, for the period from November 5 to December 31, 2015 OCI would have been higher by \$35 million.

Environmental

T2 BAR CODE RETURN

Name: HYDRO ONE NETWORKS INC.

BN: 87086 5821 RC 0001

Tax Year Start: 2015-11-05

Tax Year End: 2015-12-31

Hydro One Networks records a liability for the estimated future expenditures required to remediate environmental contamination. Because such expenditures are expected to be recoverable in future rates, the Company has recorded an equivalent amount as a regulatory asset. The environmental regulatory asset is amortized to results of operations based on the pattern of actual expenditures incurred and charged to environmental liabilities. During the period from November 5 to December 31, 2015, the environmental regulatory asset decreased by \$24 million to reflect related changes in the Company's PCB liability, and increased by \$2 million due to changes in the LAR liability. The OEB has the discretion to examine and assess the prudence and the timing of recovery of all of Hydro One Networks' actual environmental expenditures. In the absence of rate-regulated accounting, operation, maintenance and administration expenses for the period from November 5 to December 31, 2015 would have been lower by \$22 million. In addition, for the period from November 5 to December 31, 2015, amortization expense would have been lower by \$3 million, and financing charges would have been higher by \$1 million.

Retail Settlement Variance Accounts (RSVA)

Hydro One Networks has deferred certain retail settlement variance amounts under the provisions of Article 490 of the OEB's Accounting Procedures Handbook. RSVA primarily includes variances relating to Power, Global Adjustment, Wholesale Market Service Charge and Transmission Network and Transmission Connection Services. In March 2015, the OEB approved the disposition of the total RSVA balance accumulated from January 2012 to December 2013, including accrued interest, to be recovered through the 2015-2017 Rate Rider. In 2015, the Company revised its method to estimate the unbilled accounts receivable based on new technology implemented to improve

T2 BAR CODE RETURN

Name: HYDRO ONE NETWORKS INC.

BN: 87086 5821 RC 0001

Tax Year Start: 2015-11-05

Tax Year End: 2015-12-31

the accuracy of the estimation process. This revised method is also in compliance with OEB guidance. At December 31, 2015, the change in estimate reduced unbilled accounts receivable by approximately \$121 million, with a corresponding offset to various components of RSVA. The change in estimate had no significant impact on 2015 net income.

Pension Cost Variance

A pension cost variance account was established for each of Hydro One Networks' Transmission and Distribution businesses to track the difference between the actual pension expense incurred and estimated pension costs approved by the OEB. The balance in this account reflects the excess of pension costs paid as compared to OEB-approved amounts. In the absence of rate-regulated accounting, revenue would have been lower by \$1 million for the period from November 5 to December 31, 2015.

2015-2017 Rate Rider

In March 2015, as part of its decision on Hydro One Networks' Distribution rate application for 2015-2019 the OEB approved the disposition of certain deferral and variance accounts, including RSVAs and accrued interest. The 2015-2017 Rate Rider account includes the balances approved for disposition by the OEB and will be disposed over a 32-month period in accordance with the OEB decision.

DSC Exemption

In June 2010, Hydro One Networks filed an application with the OEB regarding

T2 BAR CODE RETURN

Name: HYDRO ONE NETWORKS INC.

BN: 87086 5821 RC 0001

Tax Year Start: 2015-11-05

Tax Year End: 2015-12-31

the OEB's new cost responsibility rules contained in the OEB's October 2009 Notice of Amendment to the Distribution System Code (DSC), with respect to the connection of certain renewable generators that were already connected or that had received a connection impact assessment prior to October 21, 2009. The application sought approval to record and defer the unanticipated costs incurred by Hydro One Networks that resulted from the connection of certain renewable generation facilities. The OEB ruled that identified specific expenditures can be recorded in a deferral account subject to the OEB's review in subsequent Hydro One Network distribution applications. In March 2015, the OEB approved the disposition of the DSC exemption deferral account at December 31, 2013, including accrued interest, which will be recovered through the 2015-2017 Rate Rider. In addition, the OEB also approved Hydro One's request to discontinue this deferral account, and there were no additions to this regulatory account in 2015.

Share-based Compensation

The Company recognizes costs associated with stock-based compensation in a regulatory asset as management considers it probable that stock-based compensation costs will be recovered in the future through the rate-setting process. At December 31, 2015, the stock-based compensation costs related to the share grant plans are measured at fair value estimated based on grant date Hydro One Limited share price and recognized using the graded-vesting attribution method. In the absence of rate-regulated accounting, the period from November 5 to December 31, 2015 operation, maintenance and administration expenses would have been higher by \$4 million.

Green Energy Expenditure Variance

T2 BAR CODE RETURN

Name: HYDRO ONE NETWORKS INC.

BN: 87086 5821 RC 0001

Tax Year Start: 2015-11-05

Tax Year End: 2015-12-31

In April 2010, the OEB requested the establishment of deferral accounts which capture the difference between the revenue recorded on the basis of Green Energy Plan expenditures incurred and the actual recoveries received.

External Revenue Variance

In May 2009, the OEB approved forecasted amounts related to export service revenue, external revenue from secondary land use, and external revenue from station maintenance and engineering and construction work. In November 2012, the OEB again approved forecasted amounts related to these revenue categories and extended the scope to encompass all other external revenues. The external revenue variance account balance reflects the excess of actual external revenues compared to the OEB-approved forecasted amounts.

CDM Deferral Variance Account

As part of Hydro One Networks' application for 2013 and 2014 transmission rates, the Company agreed to establish a new regulatory deferral variance account to track the impact of actual Conservation and Demand Management (CDM) and demand response results on the load forecast compared to the estimated load forecast included in the revenue requirement. The balance in the CDM deferral variance account at December 31, 2015 relates to the actual 2013 and 2014 CDM compared to the amounts included in 2013 and 2014 revenue requirement. The OEB rate order specifically states that IESO's data used to calculate the difference between forecasted and actual savings will be provided one year in arrears, and as a result, no amount should be recorded in advance of notification from the of actual results.

T2 BAR CODE RETURN

Name: HYDRO ONE NETWORKS INC.

BN: 87086 5821 RC 0001

Tax Year Start: 2015-11-05

Tax Year End: 2015-12-31

PST Savings Deferral Account

The provincial sales tax (PST) and goods and services tax (GST) were harmonized in July 2010. Unlike the GST, the PST was included in operation, maintenance and administration expenses or capital expenditures for past revenue requirements approved during a full cost-of-service hearing. Under the harmonized sales tax (HST) regime, the HST included in operation, maintenance and administration expenses or capital expenditures is not a cost ultimately borne by the Company and as such, a refund of the prior PST element in the approved revenue requirement is applicable, and calculations for tracking and refund were requested by the OEB. For Hydro One Networks' transmission revenue requirement, PST was included between July 1, 2010 and December 31, 2015 and recorded in a deferral account, as directed by the OEB. In March 2015, the OEB approved the disposition of the PST Savings Deferral account at December 31, 2013, including accrued interest, which will be recovered through the 2015-2017 Rate Rider.

11. DEBT

Hydro One issues notes for long-term financing under its Medium-Term Note Program. The terms of certain issuances are mirrored down to Hydro One Networks through the issuance of inter-company debt.

The following table presents the Company's outstanding long-term debt at December 31, 2015:

T2 BAR CODE RETURN

Name: HYDRO ONE NETWORKS INC.

BN: 87086 5821 RC 0001

Tax Year Start: 2015-11-05

Tax Year End: 2015-12-31

(millions of Canadian dollars) December 31, 2015

Long-term debt 8,177

Less: Long-term debt payable within one year (500)

Long-term debt 7,677

The long-term debt is unsecured and denominated in Canadian dollars. The long-term debt is summarized by the number of years to maturity in Note 12 - Fair Value of Financial Instruments and Risk Management.

12. FAIR VALUE OF FINANCIAL INSTRUMENTS AND RISK MANAGEMENT

Fair value is considered to be the exchange price in an orderly transaction between market participants to sell an asset or transfer a liability at the measurement date. The fair value definition focuses on an exit price, which is the price that would be received in the sale of an asset or the amount that would be paid to transfer a liability.

Hydro One Networks classifies its fair value measurements based on the following hierarchy, as prescribed by the accounting guidance for fair value, which prioritizes the inputs to valuation techniques used to measure fair value into three levels:

Level 1 inputs are unadjusted quoted prices in active markets for identical assets or liabilities that Hydro One Networks has the ability to access. An active market for the asset or liability is one in which transactions for the asset or liability occurs with sufficient frequency and volume to provide ongoing pricing information.

T2 BAR CODE RETURN

Name: HYDRO ONE NETWORKS INC.

BN: 87086 5821 RC 0001

Tax Year Start: 2015-11-05

Tax Year End: 2015-12-31

Level 2 inputs are those other than quoted market prices that are observable, either directly or indirectly, for an asset or liability. Level 2 inputs include, but are not limited to, quoted prices for similar assets or liabilities in an active market, quoted prices for identical or similar assets or liabilities in markets that are not active and inputs other than quoted market prices that are observable for the asset or liability, such as interest rate curves and yield curves observable at commonly quoted intervals, volatilities, credit risk and default rates. A Level 2 measurement cannot have more than an insignificant portion of the valuation based on unobservable inputs.

Level 3 inputs are any fair value measurements that include unobservable inputs for the asset or liability for more than an insignificant portion of the valuation. A Level 3 measurement may be based primarily on Level 2 inputs.

Non-Derivative Financial Assets and Liabilities

At December 31, 2015, the Company's carrying amounts of accounts receivable, inter-company demand facility, and accounts payable are representative of fair value because of the short-term nature of these instruments.

Fair Value Measurements of Long-Term Debt

The fair values and carrying values of the Company's long-term debt at December 31, 2015 are as follows:

December 31, 2015

T2 BAR CODE RETURN

Name: HYDRO ONE NETWORKS INC.

BN: 87086 5821 RC 0001

Tax Year Start: 2015-11-05

Tax Year End: 2015-12-31

(millions of Canadian dollars)	Carrying Value	Fair Value
Long-term debt		
\$30 million notes due 2020 ¹	30	30
Other notes and debentures ²	8,147	9,352
	8,177	9,382

1 The fair value of the \$30 million MTN Series 33 notes subject to hedging is primarily based on changes in the present value of future cash flows due to a change in the yield in the swap market for the related swap (hedged risk).

2 The fair value of other notes and debentures represents the market value of the notes and debentures and is based on unadjusted period-end market prices for the same or similar debt of the same remaining maturities.

Fair Value Measurements of Derivative Instruments

Hydro One enters into interest-rate swaps agreements with respect to its long-term debt. The terms of these interest-rate swap agreements are mirrored down to Hydro One Networks.

At December 31, 2015, interest-rate swaps totaling \$30 million were used to convert fixed-rate debt to floating-rate debt. These interest-rate swaps are classified as fair value hedges. The Company's fair value hedge exposure was about 1% of its total long-term debt of \$8,177 million. At December 31, 2015, interest-rate swaps designated as fair value hedges were as follows:

" a \$30 million fixed-to-floating interest-rate swap agreement to convert \$30 million of the MTN Series 33 notes maturing April 30, 2020 into three-month variable rate debt.

At December 31, 2015, the Company had no interest-rate swaps classified as

T2 BAR CODE RETURN

Name: HYDRO ONE NETWORKS INC.

BN: 87086 5821 RC 0001

Tax Year Start: 2015-11-05

Tax Year End: 2015-12-31

undesignated contracts.

As part of the Norfolk Power acquisition, Hydro One assumed liabilities associated with unrealized losses on derivative instruments (interest-rate swaps) totalling \$3 million. Hydro One Networks extinguished the interest rate swaps and repaid these liabilities in December 2015.

At December 31, 2015, the carrying amounts of derivative instruments were representative of fair value.

Fair Value Hierarchy

Fair value hierarchy information for financial assets and liabilities at December 31, 2015 was as follows:

December 31, 2015 (millions of Canadian dollars)	Carrying Value	Fair Value
Level 1		
Level 2		
Level 3		

Liabilities:

Inter-company demand facility	1,641	1,641	1,641	-	-
Long-term debt	8,177	9,382	-	9,382	-
	9,818	11,023	1,641	9,382	-

The fair value of the hedged portion of the long-term debt is primarily based on the present value of future cash flows using a swap yield curve to

T2 BAR CODE RETURN

Name: HYDRO ONE NETWORKS INC.

BN: 87086 5821 RC 0001

Tax Year Start: 2015-11-05

Tax Year End: 2015-12-31

determine the assumption for interest rates. The fair value of the un-hedged portion of the long-term debt is based on unadjusted period-end market prices for the same or similar debt of the same remaining maturities.

There were no significant transfers between any of the levels during the period ended December 31, 2015.

Risk Management

Exposure to market risk, credit risk and liquidity risk arises in the normal course of the Company's business.

Market Risk

Market risk refers primarily to the risk of loss that results from changes in commodity prices, foreign exchange rates and interest rates. The Company does not have commodity risk. The Company does have foreign exchange risk as it enters into agreements to purchase materials and equipment associated with capital programs and projects that are settled in foreign currencies. This foreign exchange risk is not material, although the Company could in the future decide to issue foreign currency-denominated debt which would be hedged back to Canadian dollars consistent with its risk management policy. Hydro One Networks is exposed to fluctuations in interest rates as the regulated rate of return for the Company's transmission and distribution businesses is derived using a formulaic approach that is based on the forecast for long-term Government of Canada bond yields and the spread in 30-year "A"-rated Canadian utility bonds over the 30-year benchmark Government of Canada bond yield. The Company estimates that a 1% decrease in the forecasted long-term Government of

T2 BAR CODE RETURN

Name: HYDRO ONE NETWORKS INC.

BN: 87086 5821 RC 0001

Tax Year Start: 2015-11-05

Tax Year End: 2015-12-31

Canada bond yield or the "A"-rated Canadian utility spread used in determining the Company's rate of return would reduce the Transmission Business' 2015 results of operations by approximately \$20 million and the Distribution Business' 2015 results of operations by approximately \$13 million.

Hydro One uses a combination of fixed and variable-rate debt to manage the mix of its debt portfolio. Hydro One also uses derivative financial instruments to manage interest-rate risk. Hydro One utilizes interest-rate swaps, which are typically designated as fair value hedges, as a means to manage its interest rate exposure to achieve a lower cost of debt. In addition, Hydro One may utilize interest-rate derivative instruments to lock in interest rate levels in anticipation of future financing. Hydro One may also enter into derivative agreements such as forward-starting pay fixed-interest-rate swap agreements to hedge against the effect of future interest rate movements on long-term fixed-rate borrowing requirements. Such arrangements are typically designated as cash flow hedges. The Company's derivative instrument policy is consistent with Hydro One. No cash flow hedge agreements were outstanding as at December 31, 2015.

A hypothetical 10% increase in the interest rates associated with variable-rate debt would not have resulted in a significant decrease in Hydro One Networks' results of operations for the period ended December 31, 2015.

Fair Value Hedges

For derivative instruments that are designated and qualify as fair value hedges, the gain or loss on the derivative instruments as well as the offsetting loss or gain on the hedged item attributable to the hedged risk are recognized in the Statements of Operations and Comprehensive Income. The net

T2 BAR CODE RETURN

Name: HYDRO ONE NETWORKS INC.

BN: 87086 5821 RC 0001

Tax Year Start: 2015-11-05

Tax Year End: 2015-12-31

unrealized loss (gain) on the hedged debt and the related interest-rate swaps for the period ended December 31, 2015 was not significant.

At December 31, 2015, the notional amount of fair value hedges outstanding related to interest-rate swaps was \$30 million, with assets at fair value of \$nil. During the period ended December 31, 2015, there was no significant impact on the results of operations as a result of any ineffectiveness attributable to fair value hedges.

Credit Risk

Financial assets create a risk that a counterparty will fail to discharge an obligation, causing a financial loss. At December 31, 2015 there were no significant concentrations of credit risk with respect to any class of financial assets. Hydro One Networks did not earn a significant amount of revenue from any individual customer. At December 31, 2015, there was no significant accounts receivable balance due from any single customer.

At December 31, 2015, the Company's allowance for doubtful accounts was \$60 million. Adjustments and write-offs are determined on the basis of a review of overdue accounts, taking into consideration historical experience. At December 31, 2015, approximately 6% of the Company's net accounts receivable were aged more than 60 days.

Hydro One manages its counterparty credit risk through various techniques including: entering into transactions with highly-rated counterparties; limiting total exposure levels with individual counterparties consistent with Hydro One's Board-approved Credit Risk Policy; entering into master agreements which enable net settlement and the contractual right of offset; and

T2 BAR CODE RETURN

Name: HYDRO ONE NETWORKS INC.

BN: 87086 5821 RC 0001

Tax Year Start: 2015-11-05

Tax Year End: 2015-12-31

monitoring the financial condition of counterparties. In addition to payment netting language in master agreements, Hydro One establishes credit limits, margining thresholds and collateral requirements for each counterparty. Counterparty credit limits are based on an internal credit review that considers a variety of factors, including the results of a scoring model, leverage, liquidity, profitability, credit ratings and risk management capabilities. The determination of credit exposure for a particular counterparty is the sum of current exposure plus the potential future exposure with that counterparty. The current exposure is calculated as the sum of the principal value of money market exposures and the market value of all contracts that have a positive mark-to-market position on the measurement date. The Company would only offset the positive market values against negative values with the same counterparty where permitted by the existence of a legal netting agreement such as an International Swap Dealers Association master agreement. The potential future exposure represents a safety margin to protect against future fluctuations of interest rates, currencies, equities, and commodities. It is calculated based on factors developed by the Bank of International Settlements, following extensive historical analysis of random fluctuations of interest rates and currencies. To the extent that a counterparty's margining thresholds are exceeded, the counterparty is required to post collateral with the Company as specified in each agreement. The Company monitors current and forward credit exposure to counterparties both on an individual and an aggregate basis. The Company's counterparty credit risk policy is consistent with Hydro One. The Company's credit risk for accounts receivable is limited to the carrying amounts on the Balance Sheets.

Liquidity Risk

T2 BAR CODE RETURN

Name: HYDRO ONE NETWORKS INC.

BN: 87086 5821 RC 0001

Tax Year Start: 2015-11-05

Tax Year End: 2015-12-31

Liquidity risk refers to the Company's ability to meet its financial obligations as they come due. Hydro One Networks meets its short-term liquidity requirements through the inter-company demand facility with Hydro One and funds from operations. The short-term liquidity available to the Company should be sufficient to fund normal operating requirements.

At December 31, 2015, accounts payable and accrued liabilities in the amount of \$870 million are expected to be settled in cash at their carrying amounts within the next 12 months.

At December 31, 2015, the principal amount of the Company's long-term debt was \$8,177 million. Principal repayments and related weighted average interest rates are summarized by the number of years to maturity in the following table:

Long-term Debt		
Principal Repayments	Weighted Average Interest Rate	
Years to Maturity	(millions of Canadian dollars)	(%)
1 year	500	4.3
2 years	600	5.2
3 years	750	2.8
4 years	228	1.2
5 years	330	4.2
	2,408	3.8
6 - 10 years	580	3.2
Over 10 years	5,189	5.4
	8,177	4.8

T2 BAR CODE RETURN

Name: HYDRO ONE NETWORKS INC.

BN: 87086 5821 RC 0001

Tax Year Start: 2015-11-05

Tax Year End: 2015-12-31

Interest payments on long-term debt are summarized by year in the following table:

Interest Payments	
Year	(millions of Canadian dollars)
2016	380
2017	369
2018	338
2019	315
2020	307
	1,709
2021-2025	1,446
2026 +	3,989
	7,144

13. CAPITAL MANAGEMENT

The Company's objectives with respect to its capital structure are to maintain effective access to capital on a long-term basis at reasonable rates, and to deliver appropriate financial returns. The Company considers its capital structure to consist of shareholder's equity, preferred shares, long-term debt, and the inter-company demand facility. At December 31, 2015, Company's capital structure was as follows:

(millions of Canadian dollars) December 31, 2015

T2 BAR CODE RETURN

Name: HYDRO ONE NETWORKS INC.

BN: 87086 5821 RC 0001

Tax Year Start: 2015-11-05

Tax Year End: 2015-12-31

Long-term debt payable within one year 500

Inter-company demand facility 1,641

2,141

Long-term debt 7,677

Common shares 5,700

Retained earnings 3,690

Contributed surplus 5

9,395

Total capital 19,213

14. PENSION AND POST-RETIREMENT AND POST-EMPLOYMENT BENEFITS

Hydro One has a defined benefit pension plan, a supplementary pension plan, and post-retirement and post-employment benefit plans. The defined benefit pension plan (Pension Plan) is contributory and covers most regular employees of Hydro One and its subsidiaries. The supplementary pension plan provides members of the Pension Plan with benefits that would have been earned and payable under the Pension Plan but for the limitations imposed by the Income Tax Act (Canada). The supplementary pension plan obligation is included with other post-retirement and post-employment benefit obligations on the Balance Sheets.

Pension Benefits

T2 BAR CODE RETURN

Name: HYDRO ONE NETWORKS INC.

BN: 87086 5821 RC 0001

Tax Year Start: 2015-11-05

Tax Year End: 2015-12-31

The Pension Plan provides benefits based on highest three-year average pensionable earnings. For new management employees who commenced employment on or after January 1, 2004, and for new Society of Energy Professionals-represented staff hired after November 17, 2005, benefits are based on highest five-year average pensionable earnings. After retirement, pensions are indexed to inflation.

Hydro One and employee contributions to the Pension Plan are based on actuarial valuations performed at least every three years. Hydro One's Pension Plan contributions for period from November 5 to December 31, 2015 of \$28 million were based on an actuarial valuation effective December 31, 2013 and expected levels of pensionable earnings. Estimated annual Pension Plan contributions for 2016 are approximately \$180 million based on an actuarial valuation as at December 31, 2013 and projected levels of pensionable earnings. Future minimum contributions beyond 2016 will be based on an actuarial valuation effective no later than December 31, 2016. Contributions are payable one month in arrears. All of the contributions are expected to be in the form of cash.

At December 31, 2015, the present value of Hydro One's projected pension benefit obligation was estimated to be \$7,683 million. The fair value of pension plan assets available for these benefits was \$6,731 million. At December 31, 2015, the net unfunded status of pension plan obligation was \$952 million.

Post-Retirement and Post-Employment Benefits

During the period from November 5 to December 31, 2015, the Company charged \$9

T2 BAR CODE RETURN

Name: HYDRO ONE NETWORKS INC.

BN: 87086 5821 RC 0001

Tax Year Start: 2015-11-05

Tax Year End: 2015-12-31

million of post-retirement and post-employment benefit costs to operations, and capitalized \$11 million as part of the cost of property, plant and equipment and intangible assets. Benefits paid during the period ended December 31, 2015 were \$13 million. In addition, the associated post-retirement and post-employment benefits regulatory asset was decreased by \$35 million.

The Company presents its post-retirement and post-employment benefit liabilities on the Balance Sheets as follows:

(millions of Canadian dollars)	December 31, 2015
Accrued liabilities	51
Post-retirement and post-employment benefit liability	1,524
	1,575

15. ENVIRONMENTAL LIABILITIES

The following tables show the movements in environmental liabilities for the period ended December 31, 2015.

Period from November 5 to December 31, 2015 (millions of Canadian dollars)

	PCB	LAR	Total
Environmental liabilities, November 5	172	48	220
Interest accretion	1	-	1
Expenditures	(1)	(2)	(3)
Revaluation adjustment	(24)	2	(22)

T2 BAR CODE RETURN

Name: HYDRO ONE NETWORKS INC.

BN: 87086 5821 RC 0001

Tax Year Start: 2015-11-05

Tax Year End: 2015-12-31

Environmental liabilities, December 31	148	48	196
Less: current portion	12	8	20
	136	40	176

The following table illustrates the reconciliation between the undiscounted basis of the environmental liabilities and the amount recognized on the Balance Sheets after factoring in the discount rate:

December 31, 2015 (millions of Canadian dollars)	PCB	LAR	
Total			
Undiscounted environmental liabilities	168	49	217
Less: discounting accumulated liabilities to present value	20	1	
	21		
Discounted environmental liabilities	148	48	196

At December 31, 2015, the estimated future environmental expenditures were as follows:

(millions of Canadian dollars)

2016	20
2017	24
2018	24
2019	26
2020	26
Thereafter	97
	217

T2 BAR CODE RETURN

Name: HYDRO ONE NETWORKS INC.

BN: 87086 5821 RC 0001

Tax Year Start: 2015-11-05

Tax Year End: 2015-12-31

Hydro One Networks records a liability for the estimated future expenditures for the contaminated LAR and for the phase-out and destruction of PCB-contaminated mineral oil removed from electrical equipment when it is determined that future environmental remediation expenditures are probable under existing statute or regulation and the amount of the future expenditures can be reasonably estimated.

There are uncertainties in estimating future environmental costs due to potential external events such as changes in legislation or regulations, and advances in remediation technologies. In determining the amounts to be recorded as environmental liabilities, the Company estimates the current cost of completing required work and makes assumptions as to when the future expenditures will actually be incurred, in order to generate future cash flow information. A long-term inflation rate assumption of approximately 2% has been used to express these current cost estimates as estimated future expenditures. Future expenditures have been discounted using factors ranging from approximately 2.0% to 6.3%, depending on the appropriate rate for the period when expenditures are expected to be incurred. All factors used in estimating the Company's environmental liabilities represent management's best estimates of the present value of costs required to meet existing legislation or regulations. However, it is reasonably possible that numbers or volumes of contaminated assets, cost estimates to perform work, inflation assumptions and the assumed pattern of annual cash flows may differ significantly from the Company's current assumptions. In addition, with respect to the PCB environmental liability, the availability of critical resources such as skilled labour and replacement assets and the ability to take maintenance outages in critical facilities may influence the timing of expenditures.

T2 BAR CODE RETURN

Name: HYDRO ONE NETWORKS INC.

BN: 87086 5821 RC 0001

Tax Year Start: 2015-11-05

Tax Year End: 2015-12-31

PCBs

The Environment Canada regulations, enacted under the Canadian Environmental Protection Act, 1999, govern the management, storage and disposal of PCBs based on certain criteria, including type of equipment, in-use status, and PCB -contamination thresholds. Under current regulations, Hydro One's PCBs have to be disposed of by the end of 2025, with the exception of specifically exempted equipment. Contaminated equipment will generally be replaced, or will be decontaminated by removing PCB-contaminated insulating oil and retro filling with replacement oil that contains PCBs in concentrations of less than 2 ppm.

The Company's best estimate of the total estimated future expenditures to comply with current PCB regulations is \$168 million. These expenditures are expected to be incurred over the period from 2016 to 2025. As a result of its annual review of environmental liabilities, the Company recorded a revaluation adjustment in December 2015 to reduce the PCB environmental liability by \$24 million.

LAR

The Company's best estimate of the total estimated future expenditures to complete its LAR program is \$49 million. These expenditures are expected to be incurred over the period from 2016 to 2023. As a result of its annual review of environmental liabilities, the Company recorded a revaluation adjustment in December 2015 to increase the land assessment and remediation environmental liability by \$2 million.

T2 BAR CODE RETURN

Name: HYDRO ONE NETWORKS INC.

BN: 87086 5821 RC 0001

Tax Year Start: 2015-11-05

Tax Year End: 2015-12-31

16. ASSET RETIREMENT OBLIGATIONS

Hydro One records a liability for the estimated future expenditures for the removal and disposal of asbestos-containing materials installed in some of its facilities and for the decommissioning of specific switching stations located on unowned sites. AROs, which represent legal obligations associated with the retirement of certain tangible long-lived assets, are computed as the present value of the projected expenditures for the future retirement of specific assets and are recognized in the period in which the liability is incurred, if a reasonable estimate of fair value can be made. If the asset remains in service at the recognition date, the present value of the liability is added to the carrying amount of the associated asset in the period the liability is incurred and this additional carrying amount is depreciated over the remaining life of the asset. If an ARO is recorded in respect of an out-of-service asset, the asset retirement cost is charged to results of operations. Subsequent to the initial recognition, the liability is adjusted for any revisions to the estimated future cash flows associated with the ARO, which can occur due to a number of factors including, but not limited to, cost escalation, changes in technology applicable to the assets to be retired, changes in legislation or regulations, as well as for accretion of the liability due to the passage of time until the obligation is settled. Depreciation expense is adjusted prospectively for any increases or decreases to the carrying amount of the associated asset.

In determining the amounts to be recorded as AROs, the Company estimates the current fair value for completing required work and makes assumptions as to when the future expenditures will actually be incurred, in order to generate future cash flow information. A long-term inflation assumption of

T2 BAR CODE RETURN

Name: HYDRO ONE NETWORKS INC.

BN: 87086 5821 RC 0001

Tax Year Start: 2015-11-05

Tax Year End: 2015-12-31

approximately 2% has been used to express these current cost estimates as estimated future expenditures. Future expenditures have been discounted using factors ranging from approximately 3.0% to 5.0%, depending on the appropriate rate for the period when expenditures are expected to be incurred.

All factors used in estimating the Company's AROs represent management's best estimates of the costs required to meet existing legislation or regulations.

However, it is reasonably possible that numbers or volumes of contaminated assets, cost estimates to perform work, inflation assumptions and the assumed pattern of annual cash flows may differ significantly from the Company's current assumptions. AROs are reviewed annually or more frequently if significant changes in regulation or other relevant factors occur. Estimate changes are accounted for prospectively.

At December 31, 2015, Hydro One Networks had recorded AROs of \$8 million, consisting of \$7 million related to the estimated future expenditures associated with the removal and disposal of asbestos-containing materials installed in some of its facilities, as well as \$1 million related to the future decommissioning and removal of two switching stations. The amount of interest recorded is nominal.

17. SHARE CAPITAL

Preferred Shares

The Company is authorized to issue an unlimited number of preferred shares, issuable in series. At December 31, 2015, Hydro One had no issued and outstanding preferred shares.

T2 BAR CODE RETURN

Name: HYDRO ONE NETWORKS INC.

BN: 87086 5821 RC 0001

Tax Year Start: 2015-11-05

Tax Year End: 2015-12-31

Prior to October 31, 2015, the Company had 14,875,720 issued and outstanding cumulative preferred shares with a redemption value of \$25 per share or \$372 million total value. On October 31, 2015, these preferred shares were purchased and cancelled by Hydro One Networks.

Common Shares

The Company is authorized to issue an unlimited number of common shares. At December 31, 2015, the Company had 207,577,181 common shares issued and outstanding.

The following table presents the change in common shares during the year ended December 31, 2015.

Year ended December 31, 2015 (millions of Canadian dollars) (number of shares)

Common shares - January 1	2,991	148,821,741
Common shares issued - transfer of Norfolk Power (a)	66	799,191
Common shares issued - purchase and cancellation of preferred shares (b)	372	4,869,212
Common shares issued (c)	2,271	53,067,036
Common shares issued (d)	-	1
Common shares - December 31	5,700	207,557,181

(a) On August 31, 2015, Hydro One Networks issued 799,191 common shares to Hydro One as consideration of the transfer of all common shares of NPDI to

T2 BAR CODE RETURN

Name: HYDRO ONE NETWORKS INC.

BN: 87086 5821 RC 0001

Tax Year Start: 2015-11-05

Tax Year End: 2015-12-31

Hydro One Networks by Hydro One.

(b) On October 31, 2015, Hydro One Networks purchased and cancelled its 14,875,720 preferred shares for cancellation at a price equal to the redemption price of the preferred shares totaling \$372 million, which was satisfied by the issuance to the Province of 4,869,212 common shares of Hydro One Networks.

(c) On November 4, 2015, Hydro One Networks issued 53,067,036 common shares to Hydro One Limited for proceeds of \$2,271 million.

(d) On November 3, 2015, Hydro One Networks declared a stock dividend on its common shares, which due to the number of shares issued and the resulting effect on the price per share was treated as a stock split. On November 5, 2015, Hydro One Networks effected a reverse split and issued as consideration one common share to Hydro One. There was no impact to the capital structure of Hydro One as a net result of the stock dividend and the reverse split.

Common share dividends are declared at the sole discretion of the Hydro One Networks Board of Directors, and are recommended by management based on results of operations, maintenance of the deemed regulatory capital structure, financial conditions, cash requirements, and other relevant factors, such as industry practice and shareholder expectations.

Earnings per Share

Earnings per share is calculated as net income for the year, after cumulative preferred dividends, divided by the weighted average number of common shares outstanding during the period.

T2 BAR CODE RETURN

Name: HYDRO ONE NETWORKS INC.

BN: 87086 5821 RC 0001

Tax Year Start: 2015-11-05

Tax Year End: 2015-12-31

Basic and diluted earnings per common share (EPS) is calculated by dividing net income attributable to common shareholder of Hydro One Networks by the weighted average number of common shares outstanding. During the period ended December 31, 2015, the weighted average number of shares outstanding was 207,557,181. There were no dilutive securities.

18. DIVIDENDS

During the period from November 5 to December 31, 2015, no preferred share dividends and no common share dividends were declared.

19. STOCK-BASED COMPENSATION

The following compensation plans were established by Hydro One Limited, however they represent components of compensation costs of Hydro One and its subsidiaries, including Hydro One Networks, in current and future periods.

Share Grant Plans

At December 31, 2015, Hydro One Limited had two share grant plans, one for the benefit of certain members of the Power Workers' Union (the PWU Share Grant Plan) and one for the benefit of certain members of The Society of Energy Professionals (the Society Share Grant Plan). Hydro One and Hydro One Limited entered into an inter-company agreement, such that Hydro One will pay Hydro One Limited for the compensation costs associated with these plans. The

T2 BAR CODE RETURN

Name: HYDRO ONE NETWORKS INC.

BN: 87086 5821 RC 0001

Tax Year Start: 2015-11-05

Tax Year End: 2015-12-31

agreement requires Hydro One Networks to reimburse Hydro One for the value of shares granted to the Company's eligible employees relating to these plans.

The PWU Share Grant Plan provides for the issuance of common shares of Hydro One Limited from treasury to certain eligible members of the Power Workers' Union annually, commencing on April 1, 2017 and continuing until the earlier of April 1, 2028 or the date an eligible employee no longer meets the eligibility criteria of the PWU Share Grant Plan. To be eligible, an employee must be a member of the Pension Plan on April 1, 2015, be employed on the date annual share issuance occurs and continue to have under 35 years of service. The requisite service period for the PWU share grant plan begins on July 3, 2015, which is the date the share grant plans were ratified by the PWU. The number of common shares issued annually to each eligible employee will be equal to 2.7% of such eligible employee's salary as at April 1, 2015, divided by \$20.50, being the price of the common shares of Hydro One Limited in the IPO. The aggregate number of Hydro One Limited common shares issuable under the PWU Share Grant Plan shall not exceed 3,981,763 common shares. In 2015, 3,913,671 Hydro One Limited common shares were granted under the PWU Share Grant Plan relevant to the total share based compensation recognized by Hydro One Networks.

The Society Share Grant Plan provides for the issuance of common shares of Hydro One Limited from treasury to certain eligible members of The Society of Energy Professionals annually, commencing on April 1, 2018 and continuing until the earlier of April 1, 2029 or the date an eligible employee no longer meets the eligibility criteria of the Society Share Grant Plan. To be eligible, an employee must be a member of the Pension Plan on September 1, 2015, be employed on the date annual share issuance occurs and continue to

T2 BAR CODE RETURN

Name: HYDRO ONE NETWORKS INC.

BN: 87086 5821 RC 0001

Tax Year Start: 2015-11-05

Tax Year End: 2015-12-31

have under 35 years of service. Therefore the requisite service period for the Society Share Grant Plan begins on September 1, 2015. The number of common shares issued annually to each eligible employee will be equal to 2.0% of such eligible employee's salary as at September 1, 2015, divided by \$20.50, being the price of the common shares of Hydro One Limited in the IPO. The aggregate number of Hydro One Limited common shares issuable under the Society Share Grant Plan shall not exceed 1,434,686 common shares. In 2015, 1,352,503 Hydro One Limited common shares were granted under the Society Share Grant Plan relevant to the total share based compensation recognized by Hydro One Networks.

The fair value of the Hydro One Limited share grants is estimated based on the grant date Hydro One Limited share price of \$20.50 and is recognized using the graded-vesting attribution method as the share grant plans have both a performance condition and a service condition. Total fair value of shares granted to employees of Hydro One Networks in 2015 is \$108 million. Total share based compensation recognized during 2015 by Hydro One Networks was \$10 million and was recorded as a regulatory asset. The historical turnover rate relating to members of the Power Workers' Union and The Society of Energy Professionals is not believed to be reflective of a future turnover rate due to benefits conferred by the share grant plans. At December 31, 2015, the Company expects all eligible employees to receive the share grants until such time that they no longer meet the eligibility criteria and therefore, a forfeiture rate of 0% is assumed in amounts recognized during 2015. The Company will reevaluate this assumption in subsequent periods based on actual experience.

A summary of the Company's share grant activity under the Share Grant Plans as

T2 BAR CODE RETURN

Name: HYDRO ONE NETWORKS INC.

BN: 87086 5821 RC 0001

Tax Year Start: 2015-11-05

Tax Year End: 2015-12-31

of December 31, 2015 is presented below:

Period from November 5 to December 31, 2015 Share Grants (Number)

Weighted-Average Price

Outstanding - beginning of period - -

Granted (non-vested) 5,266,174 \$20.50

Outstanding - end of period 5,266,174 -

Employee Share Ownership Plan

Effective December 15, 2015, Hydro One Limited established an Employee Share Ownership Plan (ESOP). Under the ESOP, certain eligible management and non-represented employees may contribute between 1% and 6% of their base salary towards purchasing common shares of Hydro One Limited. Hydro One Networks will match 50% of the employee's contributions, up to a maximum Company contribution of \$25,000 per calendar year. No contributions were made under the ESOP during 2015.

Long-term Incentive Plan

Effective August 31, 2015, the Board of Directors of Hydro One Limited adopted a Long-term Incentive Plan (LTIP). Under the LTIP, long-term incentives will be granted to certain executive and management employees of Hydro One Limited and its subsidiaries, and all equity-based awards will be settled in newly-issued shares of Hydro One Limited from treasury, consistent with the provisions of the plan. The aggregate number of shares issuable under the LTIP shall not exceed 11,900,000 shares of Hydro One Limited.

T2 BAR CODE RETURN

Name: HYDRO ONE NETWORKS INC.

BN: 87086 5821 RC 0001

Tax Year Start: 2015-11-05

Tax Year End: 2015-12-31

The LTIP provides flexibility to award a range of vehicles, including restricted share units, performance share units, stock options, share appreciation rights, restricted shares, deferred share units and other share-based awards. The mix of vehicles is intended to vary by role to recognize the level of executive accountability for overall business performance. No long-term incentives were awarded during 2015.

20. RELATED PARTY TRANSACTIONS

Hydro One Networks is a subsidiary of Hydro One. Hydro One is owned by Hydro One Limited, and the Province is the majority shareholder of Hydro One Limited. The OEFC, IESO, Ontario Power Generation Inc. (OPG), the OEB and Hydro One Brampton Inc. (Hydro One Brampton) are related parties to Hydro One Networks because they are controlled or significantly influenced by the Province. Transactions between these parties and Hydro One Networks are described below.

IESO

" During the period ended December 31, 2015, Hydro One Networks purchased power in the amount of \$416 million from the IESO-administered electricity market.

" The Company receives amounts for transmission services from the IESO, based on uniform transmission rates approved by the OEB. Amounts received for the period ended December 31, 2015 were \$231 million. Consistent with the Company's revenue recognition policy, \$228 million was recognized during the

T2 BAR CODE RETURN

Name: HYDRO ONE NETWORKS INC.

BN: 87086 5821 RC 0001

Tax Year Start: 2015-11-05

Tax Year End: 2015-12-31

period ended December 31, 2015 related to these services.

" Hydro One Networks receives amounts for rural rate protection from the IESO. For the period ended December 31, 2015, revenues include \$21 million related to this program.

" The IESO funds substantially all of the Company's conservation and demand management programs. The funding includes program costs, incentives, and management fees. During the period ended December 31, 2015, Hydro One Networks received \$3 million from the IESO related to these programs.

OPG

" During the period from November 5 to December 31, 2015, power purchased from OPG was not significant.

" The Company has service level agreements with OPG. These services include field and engineering, logistics, corporate, telecommunications and information technology services. During the period ended December 31, 2015, revenues related to the provision of construction and equipment maintenance services with respect to these service level agreements were \$1 million, primarily for the Transmission Business. Operation, maintenance and administration costs related to the purchase of services with respect to these service level agreements were not significant.

OEFC

" During the period ended December 31, 2015, Hydro One purchased power in

T2 BAR CODE RETURN

Name: HYDRO ONE NETWORKS INC.

BN: 87086 5821 RC 0001

Tax Year Start: 2015-11-05

Tax Year End: 2015-12-31

the amount of \$1 million from power contracts administered by the OEFC.

" During the period ended December 31, 2015, the Company paid a \$3 million fee to the OEFC for indemnification against adverse claims in excess of \$10 million paid by the OEFC with respect to certain of Ontario Hydro's businesses transferred to Hydro One on April 1, 1999. Hydro One has not made any claims under the indemnity since it was put in place in 1999. Hydro One and the OEFC, with the consent of the Minister of Finance, have agreed to terminate the indemnity effective October 31, 2015.

" PILs and payments in lieu of property taxes are paid to the OEFC.

OEB

" Under the Ontario Energy Board Act, 1998, the OEB is required to recover all of its annual operating costs from gas and electricity distributors and transmitters. During the period ended December 31, 2015, Hydro One Networks incurred \$2 million in OEB fees.

Hydro One Brampton

" Effective August 31, 2015, Hydro One Brampton is no longer a subsidiary of Hydro One, but is indirectly owned by the Province.

Subsequent to August 31, 2015, Hydro One Networks continues to provide certain management, administrative and smart meter network services to Hydro One Brampton pursuant to certain service level agreements, which are provided at market rates. These agreements will continue until the end of 2016 (except in

T2 BAR CODE RETURN

Name: HYDRO ONE NETWORKS INC.

BN: 87086 5821 RC 0001

Tax Year Start: 2015-11-05

Tax Year End: 2015-12-31

the case of smart meter network services, which will continue until the end of 2017). Hydro One Brampton has the right to renew these agreements (other than smart meter network services) for additional one-year terms to end no later than December 31, 2019. These agreements will terminate if the Province disposes of its interest in Hydro One Brampton, except in the case of the smart meter network services agreement, which is anticipated to continue for a transition period after the Province disposes of its interest in Hydro One Brampton. During the period ended December 31, revenues related to the provision of services with respect to these service level agreements were not significant.

Sales to and purchases from related parties occur at normal market prices or at a proxy for fair value based on the requirements of the OEB's Affiliate Relationships Code. Outstanding balances at period end are interest free and settled in cash.

The amounts due to and from related parties as a result of the transactions referred to above are as follows:

(millions of Canadian dollars)	December 31, 2015
Accounts receivable	179
Accrued liabilities ¹	(132)

¹ Included in accrued liabilities at December 31, 2015 are amounts owing to the IESO in respect of power purchases of \$127 million.

Hydro One Limited and Subsidiaries

T2 BAR CODE RETURN

Name: HYDRO ONE NETWORKS INC.

BN: 87086 5821 RC 0001

Tax Year Start: 2015-11-05

Tax Year End: 2015-12-31

" The Company provides services to, and receives services from, Hydro One Limited and its other subsidiaries. Amounts due to and from Hydro One Limited and its other subsidiaries are settled through the inter-company demand facility.

The Company has entered into various agreements with Hydro One Limited and its other subsidiaries related to the provision of shared corporate functions and services, such as legal, financial and human resources services, and operational services, such as environmental, forestry, and line services.

During the period ended December 31, 2015 revenues include \$1 million related to the provision of services to Hydro One Limited and its other subsidiaries.

During period ended December 31, 2015, services were purchased from Hydro One Limited and its other subsidiaries totalling \$7 million, of which \$5 million was expensed, and \$2 million was capitalized.

" The Company's long-term debt is due to Hydro One and balances payable or receivable under the inter-company demand facility are due to or from Hydro One Limited. During the period ended December 31, 2015, financing charges include interest expense on the long-term debt in the amount of \$60 million, and interest expense on the inter-company demand facility in the amount of \$3 million. At December 31, 2015, the Company had accrued interest payable to Hydro One totalling \$94 million.

" At December 31, 2015, common share dividends of \$25 million were payable to Hydro One.

" In 2015, Hydro One Limited established certain stock-based compensation plans, however they represent components of costs of Hydro One and its

T2 BAR CODE RETURN

Name: HYDRO ONE NETWORKS INC.

BN: 87086 5821 RC 0001

Tax Year Start: 2015-11-05

Tax Year End: 2015-12-31

subsidiaries, including Hydro One Networks in current and future periods.

Hydro One and Hydro One Limited entered into an inter-company agreement, such that Hydro One will pay Hydro One Limited for the compensation costs associated with the share grant plans. The agreement requires Hydro One Networks to reimburse Hydro One for the value of shares granted to the Company's eligible employees relating to these plans. At December 31, 2015, Hydro One Networks had a payable of \$10 million to Hydro One associated with these plans. See Note 19 - Stock-based Compensation.

21. STATEMENTS OF CASH FLOWS

The changes in non-cash balances related to operations consist of the following:

(millions of Canadian dollars)	Period from
	November 5 to
	December 31, 2015
Accounts receivable	156
Materials and supplies	4
Other assets	(6)
Accounts payable	(13)
Accrued liabilities	32
Accrued interest	(1)
Long-term accounts payable and other liabilities	10
Post-retirement and post-employment benefit liability	3

T2 BAR CODE RETURN

Name: HYDRO ONE NETWORKS INC.

BN: 87086 5821 RC 0001

Tax Year Start: 2015-11-05

Tax Year End: 2015-12-31

185

Capital Expenditures

The following table illustrates the reconciliation between investments in property, plant and equipment and the amount presented in the Statements of Cash Flows after factoring in capitalized depreciation and the net change in related accruals:

(millions of Canadian dollars) Period from
November 5 to
December 31, 2015

Capital investments in property, plant and equipment	(293)
Capitalized depreciation and net change in accruals included in capital investments in property, plant and equipment	

4

Capital expenditures - property, plant and equipment	(289)
--	-------

The following table illustrates the reconciliation between investments in intangible assets and the amount presented in the Statements of Cash Flows after factoring in the net change in related accruals:

(millions of Canadian dollars) Period from

T2 BAR CODE RETURN

Name: HYDRO ONE NETWORKS INC.

BN: 87086 5821 RC 0001

Tax Year Start: 2015-11-05

Tax Year End: 2015-12-31

November 5 to

December 31, 2015

Capital investments in intangible assets (10)

Net change in accruals included in capital investments in intangible assets

(1)

Capital expenditures - intangible assets (11)

Capital Contributions

Hydro One Networks enters into contracts governed by the OEB Transmission System Code when a transmission customer requests a new or upgraded transmission connection. The customer is required to make a capital contribution to Hydro One based on the shortfall between the present value of the costs of the connection facility and the present value of revenues. The present value of revenues is based on an estimate of load forecast for the period of the contract with Hydro One. Once the connection facility is commissioned, in accordance with the OEB Transmission System Code, Hydro One will periodically reassess the estimated of load forecast which will lead to a decrease, or an increase in the capital contributions from the customer. The increase or decrease in capital contributions is recorded directly to fixed assets in service. During the period ended December 31, 2015, capital contributions from these reassessments totalled \$61 million, which represents the difference between the revised load forecast of electricity transmitted compared to the load forecast in the original contract, subject to certain adjustments.

Supplementary Information

T2 BAR CODE RETURN

Name: HYDRO ONE NETWORKS INC.

BN: 87086 5821 RC 0001

Tax Year Start: 2015-11-05

Tax Year End: 2015-12-31

(millions of Canadian dollars) Period from

November 4 to

December 31, 2015

Net interest paid 72

Income taxes / PILs paid 253

22. CONTINGENCIES

Legal Proceedings

Hydro One Networks is involved in various lawsuits, claims and regulatory proceedings in the normal course of business. In the opinion of management, the outcome of such matters will not have a material adverse effect on the Company's financial position, results of operations or cash flows.

In September 2015, Hydro One and three of its subsidiaries, including Hydro One Networks, were served with a class action suit in which the representative plaintiff is seeking up to \$125 million in damages related to allegations of improper billing practices. Hydro One intends to defend the action. Due to the preliminary stage of legal proceedings, an estimate of a possible loss related to this claim cannot be made.

Transfer of Assets

The transfer orders by which the Company acquired certain of Ontario Hydro's businesses as of April 1, 1999 did not transfer title to some assets located

T2 BAR CODE RETURN

Name: HYDRO ONE NETWORKS INC.

BN: 87086 5821 RC 0001

Tax Year Start: 2015-11-05

Tax Year End: 2015-12-31

on Reserves (as defined in the Indian Act (Canada)). Currently, the OEFC holds these assets. Under the terms of the transfer orders, the Company is required to manage these assets until it has obtained all consents necessary to complete the transfer of title of these assets to itself. The Company cannot predict the aggregate amount that it may have to pay, either on an annual or one-time basis, to obtain the required consents. If the Company cannot obtain the required consents, the OEFC will continue to hold these assets for an indefinite period of time. If the Company cannot reach a satisfactory settlement, it may have to relocate these assets to other locations at a cost that could be substantial or, in a limited number of cases, to abandon a line and replace it with diesel-generation facilities. The costs relating to these assets could have a material effect on the Company's results of operations if the Company is not able to recover them in future rate orders.

23. COMMITMENTS

Outsourcing Agreements

Inergi LP (Inergi), an affiliate of Capgemini Canada Inc., provides services to Hydro One, including settlements, source to pay services, pay operations services, information technology, finance and accounting services. The agreement with Inergi for these services expires in December 2019. In addition, Inergi provides customer service operations outsourcing services to Hydro One. The agreement for these services expires in February 2018.

Brookfield Global Integrated Solutions (formerly Brookfield Johnson Controls Canada LP) (Brookfield) provides services to Hydro One, including facilities management and execution of certain capital projects as deemed required by the

T2 BAR CODE RETURN

Name: HYDRO ONE NETWORKS INC.

BN: 87086 5821 RC 0001

Tax Year Start: 2015-11-05

Tax Year End: 2015-12-31

Company. The current agreement with Brookfield expires in December 2024.

At December 31, 2015, the annual commitments under the outsourcing agreements were as follows: 2016 - \$167 million; 2017 - \$138 million; 2018 - \$106 million; 2019 - \$99 million; 2020 - \$2 million; and thereafter - \$11 million.

Trilliant Agreement

In December 2015, Hydro One Networks entered into an agreement with Trilliant Holdings Inc. and Trilliant Networks Canada) Inc. (Trilliant) for the supply, maintenance and support services for smart meters and related hardware and software, including additional software licenses, as well as certain professional services. This agreement is for a term of ten years, from December 31, 2015 to December 31, 2025, with the option to renew for an additional term of five years at Hydro One Networks' sole discretion. At December 31, 2015, the annual commitments under the agreement were as follows: 2016 - \$17 million; 2017 - \$17 million; 2018 - \$17 million; 2019 - \$17 million; 2020 - \$16 million; and thereafter - \$6 million.

Prudential Support

Purchasers of electricity in Ontario, through the IESO, are required to provide security to mitigate the risk of their default based on their expected activity in the market. As at December 31, 2015, Hydro One provided prudential support to the IESO on behalf of Hydro One Networks using parental guarantees of \$325 million. In addition, as at December 31, 2015, Hydro One has provided letters of credit in the amount of \$ 15 million to the IESO on behalf of Hydro One Networks. The IESO could draw on these guarantees and/or letters of credit

T2 BAR CODE RETURN

Name: HYDRO ONE NETWORKS INC.

BN: 87086 5821 RC 0001

Tax Year Start: 2015-11-05

Tax Year End: 2015-12-31

if the Company fails to make a payment required by a default notice issued by the IESO. The maximum potential payment is the face value of any letters of credit plus the amount of the parental guarantees

Retirement Compensation Arrangements

Bank letters of credit have been issued to provide security for Hydro One's liability under the terms of a trust fund established pursuant to the supplementary pension plan for the employees of Hydro One. The supplementary pension plan trustee is required to draw upon these letters of credit if Hydro One is in default of its obligations under the terms of this plan. Such obligations include the requirement to provide the trustee with an annual actuarial report as well as letters of credit sufficient to secure Hydro One's liability under the plan, to pay benefits payable under the plan and to pay the letter of credit fee. The maximum potential payment is the face value of the letters of credit. At December 31, 2015, Hydro One had letters of credit of \$139 million outstanding relating to retirement compensation arrangements.

Operating Leases

Hydro One Networks is committed as lessee to irrevocable operating lease contracts for buildings used in administrative and service-related functions. These leases have a typical term of between three and five years, but several leases have lesser or greater terms to address special circumstances and/or opportunities. Renewal options, which are generally prevalent in most leases, have similar terms of three to five years. All leases include a clause to enable upward revision of the rental charge on an annual basis or on renewal according to prevailing market conditions or pre-established rents. There are no restrictions placed upon Hydro One Networks by entering into these leases.

T2 BAR CODE RETURN

Name: HYDRO ONE NETWORKS INC.

BN: 87086 5821 RC 0001

Tax Year Start: 2015-11-05

Tax Year End: 2015-12-31

During the period ended December 31, 2015, the Company made lease payments totaling \$1 million. At December 31, 2015, the future minimum lease payments under non-cancellable operating leases were as follows: 2016 - \$10 million; 2017 - \$9 million; 2018 - \$7 million; 2019 - \$2 million; 2020 - \$7 million and thereafter - \$3 million.

24. SEGMENTED REPORTING

Hydro One Networks has three reportable segments:

- " The Transmission Business, which comprises the core business of transmitting high voltage electricity across the province, interconnecting more than 70 local distribution companies and certain large directly connected industrial customers throughout the Ontario electricity grid;
- " The Distribution Business, which comprises the core business of delivering electricity to end customers and certain other municipal electricity distributors; and
- " The Other Business, which includes the Company's non-rate-regulated activities, such as donations, and deferred income tax assets related to IPO.

The designation of segments has been based on a combination of regulatory status and the nature of the products and services provided. Operating segments for the Company are determined based on information used by the chief operating decision maker in deciding how to allocate resources and evaluate the performance at each of the segments. The Company evaluates segment performance based on income before financing charges and provision for PILs

T2 BAR CODE RETURN

Name: HYDRO ONE NETWORKS INC.

BN: 87086 5821 RC 0001

Tax Year Start: 2015-11-05

Tax Year End: 2015-12-31

from continuing operations (excluding certain allocated corporate governance costs).

The accounting policies followed by the segments are the same as those described in the summary of significant accounting policies (see Note 2 - Significant Accounting Policies). Segment information on the above basis is as follows:

Period from November 5 to December 31, 2015 (millions of Canadian dollars)

	Transmission	Distribution	Other	Total
Revenues	214	710	-	924
Purchased power	-	490	-	490
Operation, maintenance and administration	91	84	3	178
Depreciation and amortization	53	59	-	112
Income before financing charges and provision for PILs	70	77	(3)	144

Capital investments 165 138 - 303

Total Assets by Segment:

(millions of Canadian dollars)	December 31, 2015
Transmission	11,050
Distribution	8,275
Other	2,840
Total assets	22,165

All revenues, costs and assets, as the case may be, are earned, incurred or

T2 BAR CODE RETURN

Name: HYDRO ONE NETWORKS INC.

BN: 87086 5821 RC 0001

Tax Year Start: 2015-11-05

Tax Year End: 2015-12-31

held in Canada.

25. SUBSEQUENT EVENTS

Long-term Debt

On February 24, 2016, Hydro One issued the following notes under its MTN

Program:

" \$500 million notes with a maturity date of February 24, 2021 and a coupon rate of 1.84%. This issuance was mirrored down to Hydro One Networks through the issuance of inter-company debt with a coupon rate of 1.86%;

" \$500 million notes with a maturity date of February 24, 2026 and a coupon rate of 2.77%. \$490 million of this issuance was mirrored down to Hydro One Networks through the issuance of inter-company debt with a coupon rate of 2.79%; and

" \$350 million notes with a maturity date of February 23, 2046 and a coupon rate of 3.91%. This issuance was mirrored down to Hydro One Networks through the issuance of inter-company debt with a coupon rate of 3.93%.

Payments to Finance Dividends

On February 11, 2016, Hydro One Networks declared common share dividends in the amount of \$2 million, and a return of stated capital in the amount of \$225 million was approved, of which \$24 million was paid on February 22, 2016.

T2 BAR CODE RETURN

Name: HYDRO ONE NETWORKS INC.

BN: 87086 5821 RC 0001

Tax Year Start: 2015-11-05

Tax Year End: 2015-12-31

SCHEDULE 100

GENERAL INDEX OF FINANCIAL INFORMATION – GIFL

Form identifier 100

Name of corporation	Business Number	Tax year-end Year Month Day
HYDRO ONE NETWORKS INC.	87086 5821 RC0001	2015-12-31

Assets – lines 1000 to 2599

1060	984,000,000	1061	-60,000,000	1120	15,000,000
1480	50,000,000	1481	18,000,000	1599	1,007,000,000
1900	25,354,000,000	1901	-9,283,000,000	1920	1,141,000,000
2008	26,495,000,000	2009	-9,283,000,000	2010	364,000,000
2012	113,000,000	2178	477,000,000	2420	2,039,000,000
2421	1,430,000,000	2589	3,469,000,000	2599	22,165,000,000

Liabilities – lines 2600 to 3499

2620	869,530,115	2629	94,000,000	2700	500,000,000
2860	1,641,000,000	2960	19,000,000	3139	3,123,530,115
3140	7,677,000,000	3320	1,978,000,000	3450	9,655,000,000
3499	12,778,530,115				

Shareholder equity – lines 3500 to 3640

3500	5,700,000,000	3541	5,000,000	3580	-9,000,000
3600	3,690,469,885	3620	9,386,469,885	3640	22,165,000,000

Retained earnings – lines 3660 to 3849

3660	1,024,000,000	3680	2,666,469,885	3849	3,690,469,885
-------------	---------------	-------------	---------------	-------------	---------------

SCHEDULE 125

GENERAL INDEX OF FINANCIAL INFORMATION – GIFL

Form identifier 125

Name of corporation	Business Number	Tax year-end Year Month Day
HYDRO ONE NETWORKS INC.	87086 5821 RC0001	2015-12-31

Description

Sequence number 0003 01
--

Revenue – lines 8000 to 8299

8000 924,000,000	8089 924,000,000	8299 924,000,000
-------------------------	-------------------------	-------------------------

Cost of sales – lines 8300 to 8519

8320 490,000,000	8518 490,000,000	8519 434,000,000
-------------------------	-------------------------	-------------------------

Operating expenses – lines 8520 to 9369

8570 8,597,471	8670 103,361,549	8710 57,000,000
9284 177,525,995	9367 346,485,015	9368 836,485,015
9369 87,514,985		

Extraordinary items and taxes – lines 9970 to 9999

9970 87,514,985	9990 -2,578,954,900	9999 2,666,469,885
------------------------	----------------------------	---------------------------

Net Income (Loss) for Income Tax Purposes

Schedule 1

Corporation's name HYDRO ONE NETWORKS INC.	Business Number 87086 5821 RC0001	Tax year end Year Month Day 2015-12-31
---	--	--

- The purpose of this schedule is to provide a reconciliation between the corporation's net income (loss) as reported on the financial statements and its net income (loss) for tax purposes. For more information, see the *T Corporation Income Tax Guide*.
- All legislative references are to the *Income Tax Act*.

Amount calculated on line 9999 from Schedule 125 2,666,469,885 A

Add:

Provision for income taxes – current	101	-2,578,954,900	
Amortization of tangible assets	104	103,361,549	
Amortization of intangible assets	106	8,597,471	
Charitable donations and gifts from Schedule 2	112	226,366	
Scientific research expenditures deducted per financial statements	118	479,275	
Non-deductible meals and entertainment expenses	121	1,020,418	
Reserves from financial statements – balance at the end of the year	126	1,854,081,281	
Subtotal of additions		-611,188,540	-611,188,540

Other additions:

Capital items expensed	206	794,768	
Debt issue expense	208	568,350	

Miscellaneous other additions:

600 Other additions - See attached schedule	290	36,770,393	
601 US GAAP adjustments for OPEB deducted in S(13)	291	35,360,235	
602 CCRA true up	292	55,234,800	
603 2015 Ontario co-op underaccrual		107,021	
Total		107,021	293 107,021
604 2015 Ontario apprentice underaccrual		130,975	
Total		130,975	294 130,975
Subtotal of other additions		128,966,542	128,966,542
Total (lines 101 to 199)		-482,221,998	-482,221,998 B

Amount A plus amount B 2,184,247,887 C

Deduct:

Capital cost allowance from Schedule 8	403	261,182,390	
Cumulative eligible capital deduction from Schedule 10	405	42,356,795	
Deferred and prepaid expenses	409	671,321	
Reserves from financial statements – balance at the beginning of the year	414	2,050,542,241	
Contributions to deferred income plans from Schedule 15	417	13,728,082	
		Subtotal of deductions	2,368,480,829 ▶ 2,368,480,829

Other deductions:

Miscellaneous other deductions:

700 Interest cap for acctg, exp for tax (a/c 761401/761402)	390	8,587,734	
701 Swap termination payment	391	3,312,300	
702 OPEB costs capitalized in S(13) addback	392	10,559,962	
703 Income included in OCI		45,708	
		Total	45,708 393 45,708
704 Other deductions (see attached)		13,026,714	
		Total	13,026,714 394 13,026,714
		Subtotal of other deductions	499 35,532,418 35,532,418
		Total(lines 401 to 499)	510 2,404,013,247 2,404,013,247 D
Net income (loss) for income tax purposes (amount C minus amount D)			-219,765,360 E

Enter amount E on line 300 of the T2 return.

Attached Schedule with Total

Line 208 – Debt issue expense

Title Line 208 – Debt issue expense

Description	Amount
Amortization of Underwriting fee (GL #761780)	321,229 00
Amortization of Prospectus fee (GL #761790)	32,998 00
Amortization of Upfront Loan fee (included in GL #761730)	167,483 00
Amortization of Hedge Loss (included in GL #761770)	46,640 00
Total	568,350 00

Attached Schedule with Total

Line 206 – Capital items expensed

Title Line 206 – Capital items expensed

Description	Amount
<u>Equipment under \$2K (GL 620510)</u>	<u>36,793 00</u>
<u>Computer Application Software (GL 620046)</u>	<u>757,975 00</u>
Total	794,768 00

Attached Schedule with Total

Line 409 – Deferred and prepaid expenses

Title Line 409 – Deferred and prepaid expenses

Description	Amount
<u>20(1)(e) deduction re: underwriting fees</u>	<u>468,384 00</u>
<u>20(1)(e) deduction re: prospectus fees</u>	<u>15,186 00</u>
<u>20(1)(e) deduction re: upfront loan fees</u>	<u>150,636 00</u>
<u>20(1)(e) deduction re: legal fees for deferred financing</u>	<u>37,115 00</u>
Total	671,321 00

Attached Schedule with Total

Line 704 – Amount

Title Line 704 – Amount

Description	Amount
Bond Premium/Discount Am	221,660 00
Amortization of Capital contribution (741701)	24,440 00
S 18(9.1) deduction	9,421 00
Removal Costs	1,572,169 00
Reverse environmental interest reflected on Sch 13	1,437,488 00
Capitalized overhead general and administration	9,063,572 00
Landscaping adjustments	589,593 00
Over accrual of OBRI credit	33,333 00
Reverse B2M costs credited to income	75,038 00
Total	13,026,714 00

Attached Schedule with Total

Line 290 – Amount for line 600

Title Line 290 – Amount for line 600

Description	Amount
Project Cancellation Costs	14,021,123 00
Mark to Market	30,427 00
Fuel Tax Recovery	346,469 00
Non-deductible fees	121,665 00
Reverse environmental valuation reflected on S(13)	22,187,234 00
Non-deductible legal fees	63,475 00
Total	36,770,393 00

Charitable Donations and Gifts

Corporation's name HYDRO ONE NETWORKS INC.	Business number 87086 5821 RC0001	Tax year-end Year Month Day 2015-12-31
---	--------------------------------------	--

- For use by corporations to claim any of the following:
 - the eligible amount of charitable donations to qualified donees;
 - the Ontario community food program donation tax credit for farmers;
 - the eligible amount of gifts to Canada, a province, or a territory;
 - the eligible amount of gifts of certified cultural property;
 - the eligible amount of gifts of certified ecologically sensitive land; or
 - the additional deduction for gifts of medicine.
- All legislative references are to the federal *Income Tax Act*, unless otherwise specified.
- The eligible amount of a gift is the amount by which the fair market value of the gifted property exceeds the amount of an advantage, if any, for the gift.
- The donations and gifts are eligible for a 5-year carryforward except for gifts of certified ecologically sensitive land made after February 10, 2014, which are eligible for a 10-year carryforward.
- Use this schedule to show a transfer of unused amounts from previous years following an amalgamation or the wind-up of a subsidiary as described under subsections 87(1) and 88(1) of the federal *Act*.
- Subsection 110.1(1.2) of the federal *Act* provides as follows:
 - Where a particular corporation has undergone an acquisition of control, for tax years that end on or after the acquisition of control, no corporation can claim a deduction for a gift made by the particular corporation to a qualified donee before the acquisition of control.
 - If a particular corporation makes a gift to a qualified donee pursuant to an arrangement under which both the gift and the acquisition of control is expected, no corporation can claim a deduction for the gift unless the person acquiring control of the particular corporation is the qualified donee.
- An eligible medical gift to a qualifying organization for activities outside of Canada may be eligible for an additional deduction. Calculate the additional deduction in Part 6.
- File one completed copy of this schedule with your *T2 Corporation Income Tax Return*.
- For more information, see the *T2 Corporation - Income Tax Guide*.

Part 1 – Charitable donations

Charity/Recipient	Amount (\$100 or more only)
	685
	520
	100
	10,000
	5,000
	10,000
	100,000
	50,000
	50,000
	Subtotal 226,305
	Add: Total donations of less than \$100 each 61
	Total donations in current tax year 226,366

Part 1 – Charitable donations

	Federal	Québec	Alberta
Charitable donations at the end of the previous tax year	5,000 A	5,000	5,000
Deduct: Charitable donations expired after five tax years*	239		
Charitable donations at the beginning of the current tax year	5,000 B	5,000	5,000
Add:			
Charitable donations transferred on an amalgamation or the wind-up of a subsidiary	250		
Total charitable donations made in the current year (include this amount on line 112 of Schedule 1)	210 226,366	226,366	226,366
Subtotal (line 250 plus line 210)	226,366 C	226,366	226,366
Subtotal (amount B plus amount C)	231,366 D	231,366	231,366
Deduct: Adjustment for an acquisition of control	255		
Total charitable donations available (amount D minus amount on line 255)	231,366 E	231,366	231,366
Deduct: Amount applied in the current year against taxable income (cannot be more than amount O in Part 2) (enter this amount on line 311 of the T2 return)	260		
Charitable donations closing balance (amount E minus amount on line 260)	280 231,366	231,366	231,366
Ontario community food program donation for farmers included in the amount on line 260 (for donations made after December 31, 2013)	262		
Ontario community food program donation tax credit for farmers (amount on line 262 multiplied by 25 %)			1

Enter the amount from line 1 on line 420 of Schedule 5 *Tax Calculation Supplementary – Corporations*. The maximum amount you can claim in the current year is whichever is less; the Ontario income tax otherwise payable or the amount on line 1. For more information, see section 103.1.2 of the *Taxation Act, 2007* (Ontario).

* For the federal and Alberta, the gifts expire after five tax years. For Québec, gifts made in a tax year that ended before March 24, 2006, expire after five tax years and gifts made in a tax year that ended after March 23, 2006, expire after twenty tax years.

Amounts carried forward – Charitable donations

Year of origin:	Federal	Québec	Alberta
1 st prior year 2015-11-04	5,000	5,000	5,000
2 nd prior year 2015-10-31			
3 rd prior year 2014-12-31			
4 th prior year 2013-12-31			
5 th prior year 2012-12-31			
6 th prior year* 2011-12-31			
7 th prior year 2010-12-31			
8 th prior year 2009-12-31			
9 th prior year 2008-12-31			
10 th prior year 2007-12-31			
11 th prior year 2006-12-31			
12 th prior year 2005-12-31			
13 th prior year 2004-12-31			
14 th prior year 2003-12-31			
15 th prior year 2002-12-31			
16 th prior year 2001-12-31			
17 th prior year 2000-12-31			
18 th prior year 1999-12-31			
19 th prior year			
20 th prior year			
21 st prior year*			
Total (to line A)	5,000	5,000	5,000

* For the federal and Alberta, the 6th prior year gifts expire in the current year. For Québec, the 6th prior year gifts made in a tax year that ended before March 24, 2006, expire in the current year and the 2¹ prior year gifts made in a tax year that ended after March 23, 2006, expire in the current year.

Part 2 – Maximum allowable deduction for charitable donations

Net income for tax purposes* multiplied by 75 %		F
Taxable capital gains arising in respect of gifts of capital property included in Part 1 **	225	G
Taxable capital gain in respect of a disposition of a non-qualifying security under subsection 40(1.01)	227	H
The amount of the recapture of capital cost allowance in respect of charitable donations	230	
Proceeds of disposition, less outlays and expenses**	I	
Capital cost**	J	
Amount I or J, whichever is less	235	
Amount on line 230 or 235, whichever is less	K	
Subtotal (add amounts G, H, and K)	L	
Amount L multiplied by 25 %	M	
Subtotal (amount F plus amount M)	N	
Maximum allowable deduction for charitable donations (enter amount E from Part 1, amount N, or net income for tax purposes, whichever is less)	O	

* For credit unions, subsection 137(2) states that this amount is before the deduction of payments pursuant to allocations in proportion to borrowing and bonus interest.

** This amount must be prorated by the following calculation: eligible amount of the gift **divided** by the proceeds of disposition of the gift.

Part 3 – Gifts to Canada, a province, or a territory

Gifts to Canada, a province, or a territory at the end of the previous tax year		A
Deduct: Gifts to Canada, a province, or a territory expired after five tax years	339	
Gifts to Canada, a province, or a territory at the beginning of the current tax year	340	B
Add:		
Gifts to Canada, a province, or a territory transferred on an amalgamation or the wind-up of a subsidiary	350	
Total gifts made to Canada, a province, or a territory in the current year*	310	
Subtotal (line 350 plus line 310)	C	
Subtotal (amount B plus amount C)	D	
Deduct:		
Adjustment for an acquisition of control	355	
Amount applied in the current year against taxable income (enter this amount on line 312 of the T2 return)	360	
Subtotal (line 355 plus line 360)	E	
Gifts to Canada, a province, or a territory closing balance (amount minus amount E)	380	

* Not applicable for gifts made after February 18, 1997, unless a written agreement was made before this date. If no written agreement exists, enter the amount on line 210 and complete Part 2.

Part 4 – Gifts of certified cultural property

	Federal	Québec	Alberta
Gifts of certified cultural property at the end of the previous tax year	F		
Deduct: Gifts of certified cultural property expired after five tax years* 439			
Gifts of certified cultural property at the beginning of the current tax year 440	G		
Add:			
Gifts of certified cultural property transferred on an amalgamation or the wind-up of a subsidiary 450			
Total gifts of certified cultural property in the current year 410 (include this amount on line 112 of Schedule 1)			
Subtotal (line 450 plus line 410)	H		
Subtotal (amount G plus amount H)	I		
Deduct:			
Adjustment for an acquisition of control 455			
Amount applied in the current year against taxable income (enter this amount on line 313 of the T2 return) 460			
Subtotal (line 455 plus line 460)	J		
Gifts of certified cultural property closing balance (amount I minus amount J) 480			

* For the federal and Alberta, the gifts expire after five tax years. For Québec, gifts made in a tax year that ended before March 24, 2006, expire after five tax years and gifts made in a tax year that ended after March 23, 2006, expire after twenty tax years.

Amount carried forward – Gifts of certified cultural property

Year of origin:	Federal	Québec	Alberta
1 st prior year 2015-11-04			
2 nd prior year 2015-10-31			
3 rd prior year 2014-12-31			
4 th prior year 2013-12-31			
5 th prior year 2012-12-31			
6 th prior year* 2011-12-31			
7 th prior year 2010-12-31			
8 th prior year 2009-12-31			
9 th prior year 2008-12-31			
10 th prior year 2007-12-31			
11 th prior year 2006-12-31			
12 th prior year 2005-12-31			
13 th prior year 2004-12-31			
14 th prior year 2003-12-31			
15 th prior year 2002-12-31			
16 th prior year 2001-12-31			
17 th prior year 2000-12-31			
18 th prior year 1999-12-31			
19 th prior year			
20 th prior year			
21 st prior year*			
Total			

* For the federal and Alberta, the 6th prior year gifts expire in the current year. For Québec, the 6th prior year gifts made in a tax year that ended before March 24, 2006, expire in the current year and the 2¹ prior year gifts made in a tax year that ended after March 23, 2006, expire in the current year.

Part 5 – Gifts of certified ecologically sensitive land

	Federal	Québec	Alberta
Gifts of certified ecologically sensitive land at the end of the previous tax year		K	
Deduct: Gifts of certified ecologically sensitive land expired after 5 tax years, or after 10 tax years for gifts made after February 10, 2014*	539		
Gifts of certified ecologically sensitive land at the beginning of the current tax year	540	L	
Add:			
Gifts of certified ecologically sensitive land transferred on an amalgamation or the wind-up of a subsidiary	550		
Total current-year gifts of certified ecologically sensitive land made before February 11, 2014 (include this amount on line 112 of Schedule 1)	510		
Total current-year gifts of certified ecologically sensitive land made after February 10, 2014 (include this amount on line 112 of Schedule 1)	520		
Subtotal (add lines 550, 510, and 520)		M	
Subtotal (amount L plus amount M)		N	
Deduct:			
Adjustment for an acquisition of control	555		
Amount applied in the current year against taxable income (enter this amount on line 314 of the T2 return)	560		
Subtotal (line 555 plus line 560)		O	
Gifts of certified ecologically sensitive land closing balance (amount N minus amount O)	580		

* For the federal and Alberta, gifts made before February 11, 2014, expire after five tax years and gifts made after February 10, 2014, expire after ten tax years. For Québec, gifts made during a tax year that ended before March 24, 2006, expire after five tax years and gifts made during a tax year that ended after March 23, 2006 expire after twenty tax years.

Amounts carried forward – Gifts of certified ecologically sensitive land

Year of origin:	Federal	Québec	Alberta
Amount of carried forward gifts made on or after February 11, 2014, in the tax year including this date			
1 st prior year	2015-11-04		
2 nd prior year	2015-10-31		
3 rd prior year	2014-12-31		
4 th prior year	2013-12-31		
5 th prior year	2012-12-31		
6 th prior year*	2011-12-31		
7 th prior year	2010-12-31		
8 th prior year	2009-12-31		
9 th prior year	2008-12-31		
10 th prior year	2007-12-31		
11 th prior year*	2006-12-31		
12 th prior year	2005-12-31		
13 th prior year	2004-12-31		
14 th prior year	2003-12-31		
15 th prior year	2002-12-31		
16 th prior year	2001-12-31		
17 th prior year	2000-12-31		
18 th prior year	1999-12-31		
19 th prior year			
20 th prior year			
21 st prior year*			
Total			

* For the federal and Alberta, gifts made before February 11, 2014, expire after five tax years and gifts made after February 10, 2014, expire after ten tax years. The field "Amount of carried forward gifts made on or after February 11, 2014, in the tax year including this date" is used to determine the portion of the gifts made in the tax year straddling February 11, 2014, that expires after ten tax years. For Québec, gifts made during a tax year that ended before March 24, 2006, expire after five tax years and gifts made in a tax year that ended after March 23, 2006, expire after twenty tax years.

Part 6 – Additional deduction for gifts of medicine

	Federal	Québec	Alberta
Additional deduction for gifts of medicine at the end of the previous tax year	P		
Deduct: Additional deduction for gifts of medicine expired after five tax years	639		
Additional deduction for gifts of medicine at the beginning of the current tax year	640	Q	
Add:			
Additional deduction for gifts of medicine transferred on an amalgamation or the wind-up of a subsidiary	650		
Additional deduction for gifts of medicine for the current year:			
Proceeds of disposition	602	1	1
Cost of gifts of medicine	601	2	2
Subtotal (line 1 minus line 2)		3	3
Line 3 multiplied by 50 %		4	4
Eligible amount of gifts	600	5	5
Federal			
a _____ x $\left(\frac{b}{c}\right)$ = Additional deduction for gifts of medicine for the current year	610		
Québec			
a _____ x $\left(\frac{b}{c}\right)$ = Additional deduction for gifts of medicine for the current year			
Alberta			
a _____ x $\left(\frac{b}{c}\right)$ = Additional deduction for gifts of medicine for the current year			
where:			
a is the lesser of line 2 and line 4			
b is the eligible amount of gifts (line 600)			
c is the proceeds of disposition (line 602)			
Subtotal (line 650 plus line 610)		R	
Subtotal (amount Q plus amount R)		S	
Deduct:			
Adjustment for an acquisition of control	655		
Amount applied in the current year against taxable income (enter this amount on line 315 of the T2 return)	660		
Subtotal (line 655 plus line 660)		T	
Additional deduction for gifts of medicine closing balance (amount S minus amount T)	680		

Amounts carried forward – Additional deduction for gifts of medicine

Year of origin:	Federal	Québec	Alberta
1 st prior year 2015-11-04			
2 nd prior year 2015-10-31			
3 rd prior year 2014-12-31			
4 th prior year 2013-12-31			
5 th prior year 2012-12-31			
6 th prior year* 2011-12-31			
Total			

* These donations expired in the current year.

Québec – Gifts of musical instruments

Gifts of musical instruments at the end of the previous tax year	_____	A
Deduct: Gifts of musical instruments expired after twenty tax years	_____	B
Gifts of musical instruments at the beginning of the tax year	_____	C
Add:		
Gifts of musical instruments transferred on an amalgamation or the wind-up of a subsidiary	_____	D
Total current-year gifts of musical instruments	_____	E
	Subtotal (line D plus line E)	=====
		F
Deduct: Adjustment for an acquisition of control	_____	G
Total gifts of musical instruments available	_____	H
Deduct: Amount applied against taxable income	_____	I
Gifts of musical instruments closing balance	=====	J

Amounts carried forward – Gifts of musical instruments

Year of origin:		Québec
1 st prior year	2015-11-04	_____
2 nd prior year	2015-10-31	_____
3 rd prior year	2014-12-31	_____
4 th prior year	2013-12-31	_____
5 th prior year	2012-12-31	_____
6 th prior year*	2011-12-31	_____
7 th prior year	2010-12-31	_____
8 th prior year	2009-12-31	_____
9 th prior year	2008-12-31	_____
10 th prior year	2007-12-31	_____
11 th prior year	2006-12-31	_____
12 th prior year	2005-12-31	_____
13 th prior year	2004-12-31	_____
14 th prior year	2003-12-31	_____
15 th prior year	2002-12-31	_____
16 th prior year	2001-12-31	_____
17 th prior year	2000-12-31	_____
18 th prior year	1999-12-31	_____
19 th prior year		_____
20 th prior year		_____
21 st prior year*		_____
Total		=====

* These gifts expired in the current year.

Corporation Loss Continuity and Application

Corporation's name HYDRO ONE NETWORKS INC.	Business number 87086 5821 RC0001	Tax year-end Year Month Day 2015-12-31
---	--------------------------------------	--

- Use this form to determine the continuity and use of available losses; to determine a current-year non-capital loss, farm loss, restricted farm loss, or limited partnership loss; to determine the amount of restricted farm loss and limited partnership loss that can be applied in a year; and to ask for a loss carryback to previous years.
- A corporation can choose whether or not to deduct an available loss from income in a tax year. The corporation can deduct losses in any order. However, for each type of loss, deduct the oldest loss first.
- According to subsection 111(4) of the *Income Tax Act*, when control has been acquired, no amount of capital loss incurred for a tax year ending before that time is deductible in computing taxable income in a tax year ending after that time. Also, no amount of capital loss incurred in a tax year ending after that time is deductible in computing taxable income of a tax year ending before that time.
- When control has been acquired, subsection 111(5) provides for similar treatment of non-capital and farm losses, except as listed in paragraphs 111(5)(a) and (b).
- For information on these losses, see the *T2 Corporation – Income Tax Guide*.
- File one completed copy of this schedule with the T2 return, or send the schedule by itself to the tax centre where the return is filed.
- All legislative references are to the *Income Tax Act*.

Part 1 – Non-capital losses

Determination of current-year non-capital loss	
Net income (loss) for income tax purposes	-219,765,360 A
Deduct: (increase a loss)	
Net capital losses deducted in the year (enter as a positive amount)	_____ a
Taxable dividends deductible under section 112 or subsections 113(1) or 138(6)	_____ b
Amount of Part VI.1 tax deductible under paragraph 110(1)(k)	_____ c
Amount deductible as prospector's and grubstaker's shares – Paragraph 110(1)(d.2)	_____ d
Subtotal (total of amounts a to d)	_____ B
Subtotal (amount A minus amount B; if positive, enter "0")	-219,765,360 C
Deduct: (increase a loss)	
Section 110.5 or subparagraph 115(1)(a)(vii) – Addition for foreign tax deductions	_____ D
Subtotal (amount C minus amount D)	-219,765,360 E
Add: (decrease a loss)	
Current-year farm loss (the lesser of: the net loss from farming or fishing included in income and the non-capital loss before deducting the farm loss)	_____ F
Current-year non-capital loss (amount E plus amount F; if positive, enter "0")	-219,765,360 G
If amount G is negative, enter it on line 110 as a positive.	
Continuity of non-capital losses and request for a carryback	
Non-capital loss at the end of the previous tax year	2,091,831 e
Deduct: Non-capital loss expired (note 1)	100 _____ f
Non-capital losses at the beginning of the tax year (amount minus amount f)	102 2,091,831 H
Add:	
Non-capital losses transferred on an amalgamation or on the wind-up of a subsidiary (note 2) corporation	105 _____ g
Current-year non-capital loss (from amount G)	110 219,765,360 h
Subtotal (amount g plus amount h)	219,765,360 I
Subtotal (amount H plus amount I)	221,857,191 J

Note 1: A non-capital loss expires as follows:

- after **10** tax years if it arose in a tax year ending after March 22, 2004, and before 2006; and
- after **20** tax years if it arose in a tax year ending after 2005.

An allowable business investment loss becomes a net capital loss **after 10** tax years if it arose in a tax year ending after March 22, 2004.

Note 2: Subsidiary is defined in subsection 88(1) as a taxable Canadian corporation of which 90% or more of each class of issued shares are owned by its parent corporation and the remaining shares are owned by persons that deal at arm's length with the parent corporation.

Part 1 – Non-capital losses (continued)

Deduct:			
Other adjustments (includes adjustments for an acquisition of control)	150	i	
Section 80 – Adjustments for forgiven amounts	140	j	
Subsection 111(10) – Adjustments for fuel tax rebate		j.1	
Non-capital losses of previous tax years applied in the current tax year	130	k	
Enter amount k on line 331 of the T2 Return.			
Current and previous year non-capital losses applied against current-year taxable dividends subject to Part IV tax (note 3)	135	l	
		Subtotal (total of amounts i to l)	K
		Non-capital losses before any request for a carryback (amount minus amount K)	L 221,857,191
Deduct – Request to carry back non-capital loss to:			
First previous tax year to reduce taxable income	901	m	
Second previous tax year to reduce taxable income	902	n	
Third previous tax year to reduce taxable income	903	o	
First previous tax year to reduce taxable dividends subject to Part IV tax	911	p	
Second previous tax year to reduce taxable dividends subject to Part IV tax	912	q	
Third previous tax year to reduce taxable dividends subject to Part IV tax	913	r	
		Total of requests to carry back non-capital losses to previous tax years (total of amounts m to r)	M
		Closing balance of non-capital losses to be carried forward to future tax years (amount minus amount M)	N 180 221,857,191
Note 3: Amount l is the total of lines 330 and 335 from Schedule 3 <i>Dividends Received, Taxable Dividends Paid, and Part IV Tax Calculation</i> .			

Part 2 – Capital losses

Continuity of capital losses and request for a carryback			
Capital losses at the end of the previous tax year	200	a	
Capital losses transferred on an amalgamation or on the wind-up of a subsidiary corporation	205	b	
		Subtotal (amount plus amount b)	A
Deduct:			
Other adjustments (includes adjustments for an acquisition of control)	250	c	
Section 80 – Adjustments for forgiven amounts	240	d	
		Subtotal (amount plus amount d)	B
		Subtotal (amount A minus amount B)	C
Add: Current-year capital loss (from the calculation on Schedule 6 <i>Summary of Dispositions of Capital Property</i>)	210		D
Unused non-capital losses that expired in the tax year (note 4)		e	
Allowable business investment losses (ABILs) that expired as non-capital losses at the end of the previous tax year (note 5)		f	
Enter amount e or f, whichever is less	215	g	
ABILs expired as non-capital losses: line 215 multiplied by 2.000000		220	E
		Subtotal (total of amounts C to E)	F
Note			
If there has been an amalgamation or a wind-up of a subsidiary, do a separate calculation of the ABIL expired as non-capital loss for each predecessor or subsidiary corporation. Add all these amounts and enter the total on line 220 above.			
Note 4: If the loss was incurred in a tax year ending after March 22, 2004, determine the amount of the loss from the 11th previous tax year and enter the part of that loss that was not used in previous years and the current year on line e.			
Note 5: If the ABILs were incurred in a tax year ending after March 22, 2004, enter the amount of the ABILs from the 11th previous tax year. Enter the full amount on line f.			

Part 2 – Capital losses (continued)

Deduct: Capital losses from previous tax years applied against the current-year net capital gain (note 6) **225** _____ G
 Capital losses before any request for a carryback (amount **minus** amount G) _____ H

Deduct – Request to carry back capital loss to (note 7):

	Capital gain (100%)	Amount carried back (100%)	
First previous tax year	951	_____	h
Second previous tax year	952	_____	i
Third previous tax year	953	_____	j
	Subtotal (total of amounts h to j) _____		I
	Closing balance of capital losses to be carried forward to future tax years (amount minus amount I) 280		J

Note 6: To get the net capital losses required to reduce the taxable capital gain included in the net income (loss) for the current-year tax, enter the amount from line 225 **divided** by 2 at line 332 of the T2 return.

Note 7: On line 225, 951, 952, or 953, whichever applies, enter the actual amount of the loss. When the loss is applied, divide this amount by 2. The result represents the 50% inclusion rate.

Part 3 – Farm losses

Continuity of farm losses and request for a carryback

Farm losses at the end of the previous tax year _____ a
Deduct: Farm loss expired (note 8) **300** _____ b
 Farm losses at the beginning of the tax year (amount **minus** amount b) **302** _____ A

Add:

Farm losses transferred on an amalgamation or on the wind-up of a subsidiary corporation . . . **305** _____ c
 Current-year farm loss (amount F in Part 1) **310** _____ d
 Subtotal (amount **c plus** amount d) _____ B
 Subtotal (amount **A plus** amount B) _____ C

Deduct:

Other adjustments (includes adjustments for an acquisition of control) **350** _____ e
 Section 80 – Adjustments for forgiven amounts **340** _____ f
 Farm losses of previous tax years applied in the current tax year **330** _____ g
 Enter amount g on line 334 of the T2 Return.
 Current and previous year farm losses applied against current-year taxable dividends subject to Part IV tax (note 9) **335** _____ h
 Subtotal (total of amounts e to h) _____ D
 Farm losses before any request for a carryback (amount **minus** amount D) _____ E

Deduct – Request to carry back farm loss to:

First previous tax year to reduce taxable income	921	_____	i
Second previous tax year to reduce taxable income	922	_____	j
Third previous tax year to reduce taxable income	923	_____	k
First previous tax year to reduce taxable dividends subject to Part IV tax	931	_____	l
Second previous tax year to reduce taxable dividends subject to Part IV tax	932	_____	m
Third previous tax year to reduce taxable dividends subject to Part IV tax	933	_____	n
	Subtotal (total of amounts i to n) _____		F
	Closing balance of farm losses to be carried forward to future tax years (amount minus amount F) 380		G

Note 8: A farm loss expires as follows:
 after **10** tax years if it arose in a tax year ending before 2006; and
 after **20** tax years if it arose in a tax year ending after 2005.

Note 9: Amount h is the total of lines 340 and 345 from Schedule 3.

Part 4 – Restricted farm losses

Current-year restricted farm loss

Total losses for the year from farming business		485	A
Minus the deductible farm loss:			
(amount A above _____ – \$2,500) divided by 2 = _____	a		
Amount a or \$ 15,000 (note 10), whichever is less	b		
		<u>2,500</u>	c
Subtotal (amount b plus amount c)		<u>2,500</u>	B
Current-year restricted farm loss (amount A minus amount B)		<u>2,500</u>	C

Continuity of restricted farm losses and request for a carryback

Restricted farm losses at the end of the previous tax year			d
Deduct: Restricted farm loss expired (note 11)	400		e
Restricted farm losses at the beginning of the tax year (amount minus amount e)	402		D
Add:			
Restricted farm losses transferred on an amalgamation or on the wind-up of a subsidiary corporation	405		f
Current-year restricted farm loss (from amount C)	410		g
Enter amount g on line 233 of Schedule 1 <i>Net Income (Loss) for Income Tax Purposes</i> .			
Subtotal (amount f plus amount g)			E
Subtotal (amount D plus amount E)			F

Deduct:

Restricted farm losses from previous tax years applied against current farming income	430		h
Enter amount h on line 333 of the T2 return.			
Section 80 – Adjustments for forgiven amounts	440		i
Other adjustments	450		j
Subtotal (total of amounts h to j)			G
Restricted farm losses before any request for a carryback (amount minus amount G)			H

Deduct – Request to carry back restricted farm loss to:

First previous tax year to reduce farming income	941		k
Second previous tax year to reduce farming income	942		l
Third previous tax year to reduce farming income	943		m
Subtotal (total of amounts k to m)			I
Closing balance of restricted farm losses to be carried forward to future tax years (amount minus amount I)	480		J

Note

The total losses for the year from all farming businesses are calculated without including scientific research expenses.

Note 10: For tax years that end before March 21, 2013, use \$6,250 instead of \$15,000.

Note 11: A restricted farm loss expires as follows:

- after **10** tax years if it arose in a tax year ending before 2006; and
- after **20** tax years if it arose in a tax year ending after 2005.

Part 5 – Listed personal property losses

Continuity of listed personal property loss and request for a carryback

Listed personal property losses at the end of the previous tax year a

Deduct: Listed personal property loss expired after 7 tax years **500** b

Listed personal property losses at the beginning of the tax year (amount **minus** amount b) ... **502** A

Add: Current-year listed personal property loss (from Schedule 6) **510** B

Subtotal (amount A **plus** amount B) C

Deduct:

Listed personal property losses from previous tax years applied against listed personal property gains **530** c
 Enter amount c on line 655 of Schedule 6.

Other adjustments **550** d

Subtotal (amount c **plus** amount d) D

Listed personal property losses remaining before any request for a carryback (amount **minus** amount D) E

Deduct – Request to carry back listed personal property loss to:

First previous tax year to reduce listed personal property gains **961** e

Second previous tax year to reduce listed personal property gains **962** f

Third previous tax year to reduce listed personal property gains **963** g

Subtotal (total of amounts e to g) F

Closing balance of listed personal property losses to be carried forward to future tax years (amount **minus** amount F) **580** G

Part 7 – Limited partnership losses

Current-year limited partnership losses

1	2	3	4	5	6	7
Partnership account number	Tax year ending yyyy/mm/dd	Corporation's share of limited partnership loss	Corporation's at-risk amount	Total of corporation's share of partnership investment tax credit, farming losses, and resource expenses	Column 4 minus column 5 (if negative, enter "0")	Current-year limited partnership losses (column 3 minus column 6)
600	602	604	606	608		620

1.

Total (enter this amount on line 222 of Schedule 1)

Limited partnership losses from previous tax years that may be applied in the current year

1	2	3	4	5	6	7
Partnership account number	Tax year ending yyyy/mm/dd	Limited partnership losses at the end of the previous tax year and amounts transferred on an amalgamation or on the wind-up of a subsidiary	Corporation's at-risk amount	Total of corporation's share of partnership investment tax credit, business or property losses, and resource expenses	Column 4 minus column 5 (if negative, enter "0")	Limited partnership losses that may be applied in the year (the lesser of columns 3 and 6)
630	632	634	636	638		650

1.

Continuity of limited partnership losses that can be carried forward to future tax years

1	2	3	4	5	6
Partnership account number	Limited partnership losses at the end of the previous tax year	Limited partnership losses transferred in the year on an amalgamation or on the wind-up of a subsidiary	Current-year limited partnership losses (from line 620)	Limited partnership losses applied in the current year (must be equal to or less than line 650)	Current year limited partnership losses closing balance to be carried forward to future years (column 2 plus column 3 plus column 4 minus column 5)
660	662	664	670	675	680

1.

Total (enter this amount on line 335 of the T2 return)

Note

If you need more space, you can attach more schedules.

Part 8 – Election under paragraph 88(1.1)(f)

If you are making an election under paragraph 88(1.1)(f), check the box **190** Yes

In the case of the wind-up of a subsidiary, if the election is made, the non-capital loss, restricted farm loss, farm loss, or limited partnership loss of the subsidiary—that otherwise would become the loss of the parent corporation for a particular tax year starting after the wind-up began—will be considered as the loss of the parent corporation for its immediately preceding tax year and not for the particular year.

Note

This election is only applicable for wind-ups under subsection 88(1) that are reported on Schedule 2 *First-Time Filer after Incorporation, Amalgamation, or Winding-up of a Subsidiary into a Parent*.

Non-Capital Loss Continuity Workchart

Part 6 – Analysis of balance of losses by year of origin

Non-capital losses – losses that can be carried forward over 20 years

Year of origin	Balance at beginning of year	Loss incurred in current year	Adjustments and transfers	Loss carried back Parts I & IV	Applied to reduce		Balance at end of year
					Taxable income	Part IV tax	
Current	N/A	219,765,360			N/A		219,765,360
1st preceding taxation year 2015-11-04	2,091,831	N/A		N/A			2,091,831
2nd preceding taxation year 2015-10-31		N/A		N/A			
3rd preceding taxation year 2014-12-31		N/A		N/A			
4th preceding taxation year 2013-12-31		N/A		N/A			
5th preceding taxation year 2012-12-31		N/A		N/A			
6th preceding taxation year 2011-12-31		N/A		N/A			
7th preceding taxation year 2010-12-31		N/A		N/A			
8th preceding taxation year 2009-12-31		N/A		N/A			
9th preceding taxation year 2008-12-31		N/A		N/A			
10th preceding taxation year 2007-12-31		N/A		N/A			
11th preceding taxation year 2006-12-31		N/A		N/A			
12th preceding taxation year 2005-12-31		N/A		N/A			
13th preceding taxation year 2004-12-31		N/A		N/A			
14th preceding taxation year 2003-12-31		N/A		N/A			
15th preceding taxation year 2002-12-31		N/A		N/A			
16th preceding taxation year 2001-12-31		N/A		N/A			
17th preceding taxation year 2000-12-31		N/A		N/A			
18th preceding taxation year 1999-12-31		N/A		N/A			
19th preceding taxation year		N/A		N/A			
20th preceding taxation year		N/A		N/A			*
Total	2,091,831	219,765,360					221,857,191

* This balance expires this year and will not be available next year.

Tax Calculation Supplementary – Corporations

Corporation's name HYDRO ONE NETWORKS INC.	Business Number 87086 5821 RC0001	Tax year-end Year Month Day 2015-12-31
--	---	---

- Use this schedule if, during the tax year, the corporation:
 - had a permanent establishment in more than one jurisdiction (corporations that have no taxable income should only complete columns A, B and D in Part 1);
 - is claiming provincial or territorial tax credits or rebates (see Part 2); or
 - has to pay taxes, other than income tax, for Newfoundland and Labrador, or Ontario (see Part 2).
- Regulations mentioned in this schedule are from the *Income Tax Regulations*.
- For more information, see the *T2 Corporation – Income Tax Guide*.
- Enter the regulation number in field 100 of Part 1.

Part 1 – Allocation of taxable income

100		Enter the Regulation that applies (402 to 413).				
A Jurisdiction Tick yes if the corporation had a permanent establishment in the jurisdiction during the tax year. *		B Total salaries and wages paid in jurisdiction	C (B x taxable income) / G	D Gross revenue	E (D x taxable income) / H	F Allocation of taxable income (C + E) x 1/2** (where either G or H is nil, do not multiply by 1/2)
Newfoundland and Labrador	003 1 Yes <input type="checkbox"/>	103		143		
Newfoundland and Labrador Offshore	004 1 Yes <input type="checkbox"/>	104		144		
Prince Edward Island	005 1 Yes <input type="checkbox"/>	105		145		
Nova Scotia	007 1 Yes <input type="checkbox"/>	107		147		
Nova Scotia Offshore	008 1 Yes <input type="checkbox"/>	108		148		
New Brunswick	009 1 Yes <input type="checkbox"/>	109		149		
Quebec	011 1 Yes <input type="checkbox"/>	111		151		
Ontario	013 1 Yes <input type="checkbox"/>	113		153		
Manitoba	015 1 Yes <input type="checkbox"/>	115		155		
Saskatchewan	017 1 Yes <input type="checkbox"/>	117		157		
Alberta	019 1 Yes <input type="checkbox"/>	119		159		
British Columbia	021 1 Yes <input type="checkbox"/>	121		161		
Yukon	023 1 Yes <input type="checkbox"/>	123		163		
Northwest Territories	025 1 Yes <input type="checkbox"/>	125		165		
Nunavut	026 1 Yes <input type="checkbox"/>	126		166		
Outside Canada	027 1 Yes <input type="checkbox"/>	127		167		
Total		129	G	169	H	

* "Permanent establishment" is defined in Regulation 400(2).

** For corporations other than those described under Regulation 402, use the appropriate calculation described in the Regulations to allocate taxable income.

Notes:

1. After determining the allocation of taxable income, you have to calculate the corporation's provincial or territorial tax payable. For more information on how to calculate the tax for each province or territory, see the instructions for Schedule 5 in the *T2 Corporation – Income Tax Guide*.
2. If the corporation has provincial or territorial tax payable, complete Part 2.
3. Special rules for establishing a corporation's gross revenue and salaries and wages attributable to a jurisdiction are provided in cases where the corporation operates in a partnership and the partnership had permanent establishments in more than one jurisdiction. See *Guide T4063, Partnership Information Return* and prescribed Form T5013 Sch 5, *Allocation of Salaries and Wages, and Gross Revenue for Multiple Jurisdictions*.

Part 2 – Ontario tax payable, tax credits, and rebates

Total taxable income	Income eligible for small business deduction	Provincial or territorial allocation of taxable income	Provincial or territorial tax payable before credits

Ontario basic income tax (from Schedule 500) **270** _____

Deduct: Ontario small business deduction (from Schedule 500) **402** _____

Subtotal _____ **A6**

Add:

Ontario additional tax re Crown royalties (from Schedule 504) **274** _____

Ontario transitional tax debits (from Schedule 506) **276** _____

Recapture of Ontario research and development tax credit (from Schedule 508) **277** _____

Subtotal _____ **B6**

Subtotal (amount **A6 plus** amount **B6**) _____ **C6**

Deduct:

Ontario resource tax credit (from Schedule 504) **404** _____

Ontario tax credit for manufacturing and processing (from Schedule 502) **406** _____

Ontario foreign tax credit (from Schedule 21) **408** _____

Ontario credit union tax reduction (from Schedule 500) **410** _____

Ontario political contributions tax credit (from Schedule 525) **415** _____

Subtotal _____ **D6**

Subtotal (amount **C6 minus** amount **D6**) (if negative, enter "0") _____ **E6**

Deduct: Ontario research and development tax credit (from Schedule 508) **416** _____

Ontario corporate income tax payable before Ontario corporate minimum tax credit and Ontario community food program donation tax credit for farmers (amount **E6 minus** amount on line 416) (if negative, enter "0") _____ **F6**

Deduct:

Ontario corporate minimum tax credit (from Schedule 510) **418** _____

Ontario community food program donation tax credit for farmers (from Schedule 2) **420** _____

Ontario corporate income tax payable (amount **F6 minus** amounts on line 418 and line 420) (if negative, enter "0") _____ **G6**

Add:

Ontario corporate minimum tax (from Schedule 510) **278** _____ 2,362,905

Ontario special additional tax on life insurance corporations (from Schedule 512) **280** _____

Subtotal _____ 2,362,905 _____ 2,362,905 **H6**

Total Ontario tax payable before refundable credits (amount **G6 plus** amount **H6**) _____ 2,362,905 **I6**

Deduct:

Ontario qualifying environmental trust tax credit **450** _____

Ontario co-operative education tax credit (from Schedule 550) **452** _____ 332,021

Ontario apprenticeship training tax credit (from Schedule 552) **454** _____ 1,006,475

Ontario computer animation and special effects tax credit (from Schedule 554) _____

Ontario film and television tax credit (from Schedule 556) **458** _____

Ontario production services tax credit (from Schedule 558) **460** _____

Ontario interactive digital media tax credit (from Schedule 560) **462** _____

Ontario sound recording tax credit (from Schedule 562) **464** _____

Ontario book publishing tax credit (from Schedule 564) **466** _____

Ontario innovation tax credit (from Schedule 566) **468** _____

Ontario business-research institute tax credit (from Schedule 568) **470** _____

Subtotal _____ 1,338,496 _____ 1,338,496 **J6**

Net Ontario tax payable or refundable credit (amount **I6 minus** amount **J6**) **290** _____ 1,024,409 **K6**

(if a credit, enter a negative amount) Include this amount on line 255.

Summary

Enter the total net tax payable or refundable credits for all provinces and territories on line 255.

Net provincial and territorial tax payable or refundable credits **255** 1,024,409

If the amount on line 255 is positive, enter the net provincial and territorial tax payable on line 760 of the T2 return.

If the amount on line 255 is negative, enter the net provincial and territorial refundable tax credits on line 812 of the T2 return.

Capital Cost Allowance (CCA)

Corporation's name HYDRO ONE NETWORKS INC.	Business Number 87086 5821 RC0001	Tax year end Year Month Day 2015-12-31
--	---	---

For more information, see the section called "Capital Cost Allowance" in the *2015 Corporation Income Tax Guide*.

Is the corporation electing under Regulation 1101(5q)? **101** 1 Yes 2 No

1 Class number (See Note)	Description	2 Undepreciated capital cost at the beginning of the year (amount from column 12 of last year's schedule 8)	3 Cost of acquisitions during the year (new property must be available for use)*	4 Adjustments and transfers**	5 Proceeds of dispositions during the year (amount not to exceed the capital cost)	6 50% rule (1/2 of the amount, if any, by which the net cost of acquisitions exceeds column 5)***	7 Reduced undepreciated capital cost	8 CCA rate %****	9 Recapture of capital cost allowance***** (line 107 of Schedule 1)	10 Terminal loss (line 404 of Schedule 1)	11 Capital cost allowance (for declining balance method, column 7 multiplied by column 8, or a lower amount) (line 403 of Schedule 1)*****	12 Undepreciated capital cost at the end of the year (column 6 plus column 7 minus column 11)
200		201	203	205	207	211		212	213	215	217	220
1.	1	5,290,586,643	12,456,662		0	6,228,331	5,296,814,974	4	0	0	33,086,954	5,269,956,351
2.	2	3,254,644,811			0		3,254,644,811	6	0	0	30,495,576	3,224,149,235
3.	3	314,854,502	338,565		0	169,283	315,023,784	5	0	0	2,459,775	312,733,292
4.	6	86,702,696	2,283,614		0	1,141,807	87,844,503	10	0	0	1,371,818	87,614,492
5.	8	182,012,116	16,637,826		0	8,318,913	190,331,029	20	0	0	5,944,586	192,705,356
6.	9	19,237,768			0		19,237,768	25	0	0	751,064	18,486,704
7.	10	366,150,009	14,001,133		466,826	6,767,154	372,917,162	30	0	0	17,470,914	362,213,402
8.	12	320,643,157	9,100,360		0	4,550,180	325,193,337	100	0	0	50,783,617	278,959,900
9.	13	255 Matheson Mississauga (WBS	739,608		0		739,608	NA	0	0	23,151	716,457
10.	13	483 Bay Street (WBS 300042991	9,372,990	12,792,955	0	639,648	21,526,297	NA	0	0	232,500	21,933,445
11.	13	Arnprior Forestry Work Centre (V	199,655		0		199,655	NA	0	0	4,460	195,195
12.	13	Atrium on Bay (WBS 300040666)	44,877		0		44,877	NA	0	0	1,405	43,472
13.	13	Lionhead (WBS 700015140)	21,732		0		21,732	NA	0	0	680	21,052
14.	13	Newmarket Garage (WBS 300040	74,711		0		74,711	NA	0	0	2,339	72,372
15.	13	Newmarket SC (WBS 700016578	6,614		0		6,614	NA	0	0	172	6,442
16.	13	Nipigon (WBS 700011829)	87,132		0		87,132	NA	0	0	2,727	84,405
17.	13	Orillia Forestry Work Centre (WB	213,264		0		213,264	NA	0	0	4,320	208,944
18.	13	Orleans OC (WBS 700010809)	1,452,867		0		1,452,867	NA	0	0	36,037	1,416,830
19.	13	Sudbury (WBS 700010356)	169,421		0		169,421	NA	0	0	2,649	166,772
20.	13	Sudbury 500 Barrydowne (WBS :		589,768	0	32,765	557,003	NA	0	0	5,117	584,651
21.	17		101,102,233	6,634,927	0	3,317,464	104,419,696	8	0	0	1,304,531	106,432,629
22.	42		130,222,938	1,492,974	0	746,487	130,969,425	12	0	0	2,454,331	129,261,581
23.	45		23,947,856		0		23,947,856	45	0	0	1,682,911	22,264,945
24.	46		9,529,383	1,481,719	0	740,860	10,270,242	30	0	0	481,154	10,529,948

1 Class number (See Note)	Description	2 Undepreciated capital cost at the beginning of the year (amount from column 12 of last year's schedule 8)	3 Cost of acquisitions during the year (new property must be available for use)*	4 Adjustments and transfers**	5 Proceeds of dispositions during the year (amount not to exceed the capital cost)	6 50% rule (1/2 of the amount, if any, by which the net cost of acquisitions exceeds column 5)***	7 Reduced undepreciated capital cost	8 CCA rate % ****	9 Recapture of capital cost allowance***** (line 107 of Schedule 1)	10 Terminal loss (line 404 of Schedule 1)	11 Capital cost allowance (for declining balance method, column 7 multiplied by column 8, or a lower amount) (line 403 of Schedule 1) *****	12 Undepreciated capital cost at the end of the year (column 6 plus column 7 minus column 11)
200		201	203	205	207	211		212	213	215	217	220
25.	47	6,670,251,904	350,085,944		98,703	174,993,621	6,845,245,524	8	0	0	85,518,684	6,934,720,461
26.	50	271,590,051	29,767,378		0	14,883,689	286,473,740	55	0	0	24,605,347	276,752,082
27.	52	15,724,272			0		15,724,272	100	0	0	2,455,571	13,268,701
28.	90	Land	1,377,514,476	157,273	0		1,377,671,749	0	0	0		1,377,671,749
29.	93	Future Use Inventory	83,497,543	2,818,234	0		86,315,777	0	0	0		86,315,777
30.	94	CIP	1,341,902,510	-175,384,167	0		1,166,518,343	0	0	0		1,166,518,343
Totals		19,872,497,739	457,663,825	-172,408,660	565,529	222,530,202	19,934,657,173				261,182,390	19,896,004,985

Note: Class numbers followed by a letter indicate the basic rate of the class taking into account the additional deduction allowed.
Class 1a: 4% + 6% = 10% (class 1 to 10%), class 1b: 4% + 2% = 6% (class 1 to 6%).

* Include any property acquired in previous years that has now become available for use. This property would have been previously excluded from column 3. List separately any acquisitions that are not subject to the 50% rule, see *Regulation 1100(2) and (2.2)*.

** Enter in column 4, "Adjustments and transfers", amounts that increase or reduce the undepreciated capital cost. Items that **increase** the undepreciated capital cost include amounts transferred under section 85, or transferred on amalgamation or winding-up of a subsidiary. Items that **reduce** the undepreciated capital cost include government assistance received or entitled to be received in the year, or a reduction of capital cost after the application of section 80. See *T2 Corporation Income Tax Guide* for other examples of adjustments and transfers to include in column 4.

*** The net cost of acquisitions is the cost of acquisitions (column 3) **plus** or **minus** certain adjustments and transfers from column 4. For information on the exceptions to the 50% rule, as well as how to calculate the amounts to enter in column 6 in those cases, see Interpretation Bulletin IT-285, *Capital Cost Allowance - General Comments*.

**** Enter a rate only if you are using the declining balance method. For any other method (for example the straight-line method, where calculations are always based on the cost of acquisitions), enter N/A. Then enter the amount you are claiming in column 11.

***** For every entry in column 9, the "Recapture of capital cost allowance" there must be a corresponding entry in column 5, "Proceeds of dispositions during the year". The recapture and terminal loss rules do not apply to passenger vehicles in Class 10.1.

***** If the tax year is shorter than 365 days, prorate the CCA claim. Some classes of property do not have to be prorated. See the *T2 Corporation Income Tax Guide* for more information.

RELATED AND ASSOCIATED CORPORATIONS

Name of corporation HYDRO ONE NETWORKS INC.	Business Number 87086 5821 RC0001	Tax year end Year Month Day 2015-12-31
--	--------------------------------------	--

- Complete this schedule if the corporation is related to or associated with at least one other corporation.
- For more information, see the *T2 Corporation Income Tax Guide*.

	100	200	300	400	500	550	600	650	700
	Name	Country of residence (other than Canada)	Business number (see note 1)	Relationship code (see note 2)	Number of common shares you own	% of common shares you own	Number of preferred shares you own	% of preferred shares you own	Book value of capital stock
1.	HYDRO ONE LIMITED	CA	80512 9962 RC0001	3					
2.	HYDRO ONE INC.	CA	86999 4731 RC0001	1					
3.	2486267 ONTARIO INC	CA	80232 6124 RC0001	3					
4.	2486268 ONTARIO INC	CA	80167 4078 RC0001	3					
5.	HYDRO ONE REMOTE COMMUNITIE	CA	87083 6269 RC0001	3					
6.	HYDRO ONE TELECOM INC.	CA	86800 1066 RC0001	3					
7.	HYDRO ONE TELECOM LINK LIMITE	CA	88786 7513 RC0001	3					
8.	MUNICIPAL BILLING SERVICES INC	CA	87560 6519 RC0001	3					
9.	HYDRO ONE LAKE ERIE LINK MANA	CA	87892 1519 RC0002	3					
10.	1938454 ONTARIO INC.	CA	86391 7795 RC0002	3					
11.	1943404 ONTARIO INC.	CA	86248 6123 RC0002	3					
12.	B2M GP INC.	CA	81838 1840 RC0001	3					
13.	HYDRO ONE B2M HOLDINGS INC	CA	82217 7531 RC0001	3					
14.	HYDRO ONE B2M LP INC.	CA	81838 2046 RC0001	3					
15.	NORFOLK ENERGY INC	CA	86289 0399 RC0001	3					
16.	NORFOLK POWER DISTRIBUTION II	CA	86289 2593 RC0001	2	1,000	100.000			1
17.	HALDIMAND COUNTY ENERGY INC	CA	89076 2412 RC0001	3					
18.	HALDIMAND COUNTY HYDRO INC	CA	89075 9814 RC0001	3					
19.	Woodstock Hydro Services Inc.	CA	89909 5012 RC0001	3					
20.	1937672 ONTARIO INC.	CA	81722 4561 RC0001	3					
21.	1937680 ONTARIO INC.	CA	81930 4924 RC0001	3					
22.	1937681 ONTARIO INC.	CA	81722 4363 RC0001	3					
23.	HYDRO ONE EAST WEST TIE INC.	CA	80105 5880 RC0001	3					

Note 1: Enter "NR" if the corporation is not registered or does not have a business number.

Note 2: Enter the code number of the relationship that applies from the following order: 1 - Parent 2 - Subsidiary 3 - Associated 4 - Related but not associated

CUMULATIVE ELIGIBLE CAPITAL DEDUCTION

Name of corporation HYDRO ONE NETWORKS INC.	Business Number 87086 5821 RC0001	Tax year-end Year Month Day 2015-12-31
--	--------------------------------------	--

- For use by a corporation that has eligible capital property. For more information, see ~~the~~ *Corporation Income Tax Guide*.
- A separate cumulative eligible capital account must be kept for each business.

Part 1 – Calculation of current year deduction and carry-forward

Cumulative eligible capital - Balance at the end of the preceding taxation year (if negative, enter "0")	200	3,874,744,408	A
Add: Cost of eligible capital property acquired during the taxation year	222		
Other adjustments	226		
Subtotal (line 222 plus line 226)	=====			B
Non-taxable portion of a non-arm's length transferor's gain realized on the transfer of an eligible capital property to the corporation after December 20, 2002	228		C
amount B minus amount C (if negative, enter "0")	=====			D
Amount transferred on amalgamation or wind-up of subsidiary	224		E
Subtotal (add amounts A, D, and E)	=====	230	3,874,744,408	F
Deduct: Proceeds of sale (less outlays and expenses not otherwise deductible) from the disposition of all eligible capital property during the taxation year	242		G
The gross amount of a reduction in respect of a forgiven debt obligation as provided for in subsection 80(7)	244		H
Other adjustments	246		I
(add amounts G,H, and I)	=====			J
Cumulative eligible capital balance (amount F minus amount J)		3,874,744,408	K
(if amount K is negative, enter "0" at line M and proceed to Part 2)				
Cumulative eligible capital for a property no longer owned after ceasing to carry on that business	249		
amount K	3,874,744,408			
less amount from line 249	=====			
Current year deduction		3,874,744,408	
	x 7.00 % =	250	42,356,795	*
(line 249 plus line 250) (enter this amount at line 405 of Schedule 1)	=====		42,356,795	L
Cumulative eligible capital – Closing balance (amount K minus amount L) (if negative, enter "0")	300	3,832,387,613	M

* You can claim any amount up to the maximum deduction of 7%. The deduction may not exceed the maximum amount prorated by the number of days in the taxation year divided by 365.

Part 2 – Amount to be included in income arising from disposition

(complete this part only if the amount at line K is negative)

Amount from line K (show as positive amount)					N
Total of cumulative eligible capital (CEC) deductions from income for taxation years beginning after June 30, 1988	400		1		
Total of all amounts which reduced CEC in the current or prior years under subsection 80(7)	401		2		
Total of CEC deductions claimed for taxation years beginning before July 1, 1988	402		3		
Negative balances in the CEC account that were included in income for taxation years beginning before July 1, 1988	408		4		
Line 3 minus line 4 (if negative, enter "0")			5		
Total of lines 1, 2 and 5			6		
Amounts included in income under paragraph 14(1)(b), as that paragraph applied to taxation years ending after June 30, 1988 and before February 28, 2000, to the extent that it is for an amount described at line 400			7		
Amounts at line T from Schedule 10 of previous taxation years ending after February 27, 2000			8		
Subtotal (line 7 plus line 8)	409		9		
Line 6 minus line 9 (if negative, enter "0")					O
Line N minus line O (if negative, enter "0")					P
		Line 5	x 1 / 2 =		Q
Line P minus line Q (if negative, enter "0")					R
		Amount R	x 2 / 3 =		S
Amount N or amount O, whichever is less					T
Amount to be included in income (amount S plus amount T) (enter this amount on line 108 of Schedule 1)				410	

Continuity of financial statement reserves (not deductible)

Financial statement reserves (not deductible)						
	Description	Balance at the beginning of the year	Transfer on an amalgamation or the wind-up of a subsidiary	Add	Deduct	Balance at the end of the year
1	OPEB Liability Short Term	48,537,000		2,863,680		51,400,680
2	OPEB Liability Long Term	1,555,838,518			32,609,392	1,523,229,126
3	Environmental Short Term	31,071,377			10,820,364	20,251,013
4	Environmental Long Term	188,891,116			13,292,477	175,598,639
5	Contingent Liabilities	12,201,961			2,063,394	10,138,567
6	Regulatory Accounts	198,281,224			140,723,472	57,557,752
7	Tenant Inducement	-2,351,385		2,615		-2,348,770
8	Asset Retirement Obligations	8,799,426		31,844		8,831,270
9	General Bad Debt Reserve	3,908,361				3,908,361
10	Insurance proceeds reserve	5,329,643				5,329,643
11	Non deductible accruals	35,000		150,000		185,000
12						
	Reserves from Part 2 of Schedule 13					
	Totals	2,050,542,241		3,048,139	199,509,099	1,854,081,281

The total opening balance plus the total transfers should be entered on line 414 of Schedule 1 as a deduction.
The total closing balance should be entered on line 126 of Schedule 1 as an addition.

MISCELLANEOUS PAYMENTS TO RESIDENTS

Name of corporation HYDRO ONE NETWORKS INC.	Business Number 87086 5821 RC0001	Tax year end Year Month Day 2015-12-31
--	--------------------------------------	--

- This schedule must be completed by all corporations who made the following payments to residents of Canada: royalties for which the corporation has not filed a T5 slip; research and development fees; management fees; technical assistance fees; and similar payments.
- Please enter the name and address of the recipient and the amount of the payment in the applicable column. If several payments of the same type (i.e., management fees) were made to the same person, enter the total amount paid. If similar types of payments have been made, but do not fit into any of the categories, enter these amounts in the column entitled "Similar payments".

	Name of recipient	Address of recipient	Royalties	Research and development fees	Management fees	Technical assistance fees	Similar payments
	100	200	300	400	500	600	700
1	Hydro One Inc	483 Bay Street Toronto ON M5G 2P5			1,039,492		

Deferred Income Plans

Corporation's name HYDRO ONE NETWORKS INC.	Business number 87086 5821 RC0001	Tax year end Year Month Day 2015-12-31
---	--------------------------------------	--

- Complete the information below if the corporation deducted payments from its income made to a registered pension plan (RPP), a registered supplementary unemployment benefit plan (RSUBP), a deferred profit sharing plan (DPSP), a pooled registered pension plan (PRPP), or an employee profit sharing plan (EPSP).
- If the trust that governs an employee profit sharing plan is **not resident** in Canada, please indicate if the T4PS, *Statement of Employees Profit Sharing Plan Allocations and Payments*, Supplementary slip(s) were filed for the last calendar year, and whether they were filed by the trustee or the employer.

Type of plan (see note 1)	Amount of contribution \$ (see note 2)	Registration number (RPP, RSUBP, PRPP, and DPSP only)	Name of EPSP trust	Address of EPSP trust	T4PS slip(s) (see note 3)
100	200	300	400	500	600
1	24,646,468	1059104			

Note 1
Enter the applicable code number:

- 1 – RPP
- 2 – RSUBP
- 3 – DPSP
- 4 – EPSP
- 5 – PRPP

Note 2
You do not need to add to Schedule 1 any payments you made to deferred income plans. To reconcile such payments, calculate the following amount:

Total of all amounts indicated in column 200 of this schedule 24,646,468 A

Less:

Total of all amounts for deferred income plans deducted in your financial statements 10,918,386 B

Deductible amount for contributions to deferred income plans
(amount A minus amount B) (if negative, enter "0") 13,728,082 C

Enter amount C on line 417 of Schedule 1

Note 3
T4PS slip(s) filed by: 1 – Trustee
2 – Employer
(EPSP only)

PAYMENTS TO NON-RESIDENTS

Name of corporation HYDRO ONE NETWORKS INC.	Business Number 87086 5821 RC0001	Tax year end Year Month Day 2015-12-31
--	--------------------------------------	--

- A corporation that makes payments or credits amounts to non-residents under subsections 202(1) and 105(1) of the *Income Tax Regulations* has to file the applicable information return.
- The corporation has to complete the information below for all amounts paid or credited to non-residents that are listed in Note 1. If the total amount paid or credited is less than \$100, you do not have to complete the information for that payee.

Name (list each payee separately) 100	Address 200	Payment code (see note 1) 300	Amount \$ 400
		09	3,638
		09	2,665
		09	6,072
		09	16,497
		09	14,586
		09	16,579
		09	349,764
		09	25,384
		02	7,792

Note 1: Enter the applicable payment code in column 300:

- | | |
|-----------------------------------|---|
| 1 – Royalties | 6 – Interest |
| 2 – Rents | 7 – Dividends |
| 3 – Management fees/commissions | 8 – Film payments: – motion picture film, or
– a film or video tape for use in
connection with television |
| 4 – Technical assistance fees | 9 – Other services |
| 5 – Research and development fees | |

Investment Tax Credit – Corporations

General information

- Use this schedule:
 - to calculate an investment tax credit (ITC) earned during the tax year;
 - to claim a deduction against Part I tax payable;
 - to claim a refund of credit earned during the current tax year;
 - to claim a carryforward of credit from previous tax years;
 - to transfer a credit following an amalgamation or wind-up of a subsidiary, as described under subsections 87(1) and 88(1) of the *Income Tax Act*;
 - to request a credit carryback to one or more previous years; or
 - if you are subject to a recapture of ITC.
- The ITC is eligible for a three-year carryback (if not deductible in the year earned). It is also eligible for a twenty-year carryforward.
- All legislative references are to the *Income Tax Act* and the *Income Tax Regulations*.
- Investments or expenditures, described in subsection 127(9) of the Act and Part XLVI of the Regulations, that earn an ITC are:
 - qualified property and qualified resource property (Parts 4 to 7 of this schedule);
 - expenditures that are part of the SR&ED qualified expenditure pool (Parts 8 to 17). File Form T661 *Scientific Research and Experimental Development (SR&ED) Expenditures Claim*;
 - pre-production mining expenditures (Parts 18 to 20);
 - apprenticeship job creation expenditures (Parts 21 to 23); and
 - child care spaces expenditures (Parts 24 to 28).
- Include a completed copy of this schedule with the *T2 Corporation Income Tax Return*. If you need more space, attach additional schedules.
- For more information on ITCs, see "Investment Tax Credit" in Guide T4012 *T2 Corporation – Income Tax Guide*, Information Circular IC78-4, *Investment Tax Credit Rates*, and its related Special Release.
- For more information on SR&ED, see T4088, *Guide to Form T661 – Scientific Research and Experimental Development (SR&ED) Expenditures Claim*. Also see the *Eligibility of Work for SR&ED Investment Tax Credits Policy* at www.cra.gc.ca/txcrdt/sred-rsde/clmng/lgblywrkfrsrdnvtmmttxcrdts-eng.html.

Detailed information

- For the purpose of this schedule, **investment** means the capital cost of the property (excluding amounts added by an election under section 21), determined without reference to subsections 13(7.1) and 13(7.4), minus the amount of any government or non-government assistance that the corporation has received, is entitled to receive, or can reasonably be expected to receive for that property when it files the income tax return for the year in which the property was acquired.
- An ITC deducted or refunded in a tax year for a depreciable property, other than a depreciable property deductible under paragraph 37(1)(b), reduces the capital cost of that property in the next tax year. It also reduces the undepreciated capital cost of that class in the next tax year. An ITC for SR&ED deducted or refunded in a tax year will reduce the balance in the pool of deductible SR&ED expenditures and the adjusted cost base (ACB) of an interest in a partnership in the next tax year. An ITC from pre-production mining expenditures deducted in a tax year reduces the balance in the pool of deductible cumulative Canadian exploration expenses in the next tax year.
- Property acquired has to be **available for use** before a claim for an ITC can be made. See subsections 127(11.2) and 248(19) for more information.
- Expenditures for SR&ED and capital costs for a property qualifying for an ITC must be identified by the claimant on Form T661 and Schedule 31 no later than 12 months after the claimant's income tax return is due for the tax year in which it incurred the expenditures or capital costs.
- Expenditures for pre-production mining, apprenticeship, or child care space for an ITC must be identified by the claimant on Schedule 31 no later than 12 months after the claimant's income tax return is due for the tax year in which it incurred the expenditures or capital costs.
- Partnership allocations – Subsection 127(8) provides for the allocation of the amount that may reasonably be considered to be a partner's share of the ITCs of the partnership at the end of the fiscal period of the partnership. An allocation of ITCs is generally considered to be the partner's reasonable share of the ITCs if it is made in the same proportion in which the partners have agreed to share any income or loss and if section 103 is not applicable to the agreement to share any income or loss. Special rules apply to specified and limited partners. For more information, see Guide T4068, *Guide for the Partnership Information Return*.
- For SR&ED expenditures, the expression **in Canada** includes the "exclusive economic zone" (as defined in the *Oceans Act* to generally consist of an area that is within 200 nautical miles from the Canadian coastline), including the airspace, seabed and subsoil for that zone.
- For the purpose of this schedule, the expression **Atlantic Canada** includes the Gaspé Peninsula and the provinces of Newfoundland and Labrador, Prince Edward Island, Nova Scotia, and New Brunswick, as well as their respective offshore regions (prescribed in Regulation 4609).
- For the purpose of this schedule, **qualified property** means property in Atlantic Canada that is used primarily for manufacturing and processing, farming or fishing, logging, storing grain, or harvesting peat. Property in Atlantic Canada that is used primarily for oil and gas, and mining activities is considered qualified property only if acquired by the taxpayer **before** March 29, 2012. Qualified property includes new buildings and new machinery and equipment (prescribed in Regulation 4600), and if acquired by the taxpayer **after** March 28, 2012, new energy generation and conservation property (prescribed in Regulation 4600). Qualified property can also be used primarily to produce or process electrical energy or steam in a prescribed area (as described in Regulation 4610). See the definition of **qualified property** in subsection 127(9) for more information.

Detailed information (continued)

- For the purpose of this schedule, **qualified resource property** means property in Atlantic Canada that is used primarily for oil and gas, and mining activities, if acquired by the taxpayer **after** March 28, 2012, and **before** January 1, 2016. Qualified resource property includes new buildings and new machinery and equipment (prescribed in Regulation 4600). See the definition of **qualified resource property** in subsection 127(9) for more information.
- For the purpose of this schedule, **pre-production mining exploration expenditures** are pre-production mining expenditures incurred **after** March 28, 2012, by the taxpayer to determine the existence, location, extent, or quality of certain mineral resources in Canada, excluding expenses incurred in the exploration of an oil or gas well. See subparagraph (a)(i) of the definition **pre-production mining expenditure** in subsection 127(9) for more information.
- For the purpose of this schedule, **pre-production mining development expenditures** are pre-production mining expenditures incurred **after** March 28, 2012, by the taxpayer to bring a new mineral resource mine in Canada into production, excluding expenses in the development of a bituminous sands deposit or an oil shale deposit. See subparagraph (a)(ii) of the definition **pre-production mining expenditure** in subsection 127(9) for more information.

Part 1 – Investments, expenditures, and percentages

Investments	Specified percentage
Qualified property acquired primarily for use in Atlantic Canada	10 %
Qualified resource property acquired primarily for use in Atlantic Canada and acquired:	
– after March 28, 2012, and before 2014	10 %
– after 2013 and before 2016	5 %
– after 2015*	0 %
Expenditures	
If you are a Canadian-controlled private corporation (CCPC), this percentage may apply to the portion that you claim of the SR&ED qualified expenditure pool that does not exceed your expenditure limit (see Part 10)	35 %
Note: If your current year's qualified expenditures are more than the corporation's expenditure limit (see Part 10), the excess is eligible for an ITC calculated at the 20 % rate**.	
If you are a corporation that is not a CCPC and have incurred qualified expenditures for SR&ED in any area in Canada:	
– before 2014**	20 %
– after 2013**	15 %
If you are a taxable Canadian corporation that incurred pre-production mining expenditures before March 29, 2012	10 %
If you are a taxable Canadian corporation that incurred pre-production mining exploration expenditures***:	
– after March 28, 2012, and before 2013	10 %
– in 2013	5 %
– after 2013***	0 %
If you are a taxable Canadian corporation that incurred pre-production mining development expenditures****:	
– after March 28, 2012, and before 2014****	10 %
– in 2014	7 %
– in 2015	4 %
– after 2015****	0 %
If you paid salary and wages to apprentices in the first 24 months of their apprenticeship contract for employment	10 %
If you incurred eligible expenditures after March 18, 2007, for the creation of licensed child care spaces for the children of your employees and, potentially, for other children	25 %
* A transitional relief rate of 10% may apply to property acquired after 2013 and before 2017, if the property is acquired under a written agreement entered into before March 29, 2012, or the property is acquired as part of phase of a project where the construction or the engineering and design work for the construction started before March 29, 2012. See paragraph (a.1) of the definition specified percentage in subsection 127(9) for more information.	
** The reduction of the rate from 20% to 15% applies to 2014 and later tax years, except that, for 2014 tax years that start before 2014, the reduction is pro-rated based on the number of days in the tax year that are after 2013.	
*** Pre-production mining exploration expenditures are described in subparagraph (a)(i) of the definition pre-production mining expenditure in subsection 127(9).	
**** A transitional relief rate of 10% may apply to expenditures incurred after 2013 and before 2016, if the expenditure is incurred under a written agreement entered into before March 29, 2012, or the expenditure is incurred as part of the development of a new mine where the construction or the engineering and design work for the construction of the new mine started before March 29, 2012. See subparagraph (k)(ii) of the definition of specified percentage in subsection 127(9) for more information. Pre-production mining development expenditures are described in subparagraph (a)(ii) of the definition of pre-production mining expenditure in subsection 127(9).	

Corporation's name HYDRO ONE NETWORKS INC.	Business number 87086 5821 RC0001	Tax year-end Year Month Day 2015-12-31
---	--------------------------------------	--

Part 2 – Determination of a qualifying corporation

Is the corporation a qualifying corporation? **101** 1 Yes 2 No

For the purpose of a refundable ITC, a **qualifying corporation** is defined under subsection 127.1(2). The corporation has to be a CCPC and its taxable income (before any loss carrybacks) for its previous tax year cannot be more than its **qualifying income limit** for the particular tax year. If the corporation is associated with any other corporations during the tax year, the total of the taxable incomes of the corporation and the associated corporations (before any loss carrybacks), for their last tax year ending in the previous calendar year, cannot be more than their qualifying income limit for the particular tax year.

Note: A CCPC calculating a refundable ITC is considered to be associated with another corporation if it meets any of the conditions in subsection 256(1), except where:
 one corporation is associated with another corporation solely because one or more persons own shares of the capital stock of both corporations; and
 one of the corporations has at least one shareholder who is not common to both corporations.

If you are a **qualifying corporation**, you will earn a **100%** refund on your share of any ITCs earned at the 35% rate on qualified **current** expenditures for SR&ED, up to the allocated expenditure limit. The 100% refund does not apply to qualified **capital** expenditures eligible for the 35% credit rate. They are only eligible for the **40%** refund*.

Some CCPCs that are **not qualifying** corporations may also earn a **100%** refund on their share of any ITCs earned at the 35% rate on qualified **current** expenditures for SR&ED, up to the allocated expenditure limit. The expenditure limit can be determined in Part 10. The 100% refund does not apply to qualified **capital** expenditures eligible for the 35% credit rate. They are only eligible for the **40%** refund*.

The 100% refund will not be available to a corporation that is a **excluded corporation** as defined under subsection 127.1(2). A corporation is an excluded corporation if, at any time during the year, it is a corporation that is either controlled by (directly or indirectly, in any manner whatever) or is related to:

- a) one or more persons exempt from Part I tax under section 149;
- b) Her Majesty in right of a province, a Canadian municipality, or any other public authority; or
- c) any combination of persons referred to in a) or b) above.

* Capital expenditures incurred after December 31, 2013, including lease payments for property that would have been a capital expenditure if purchased directly, are **not** qualified SR&ED expenditures and are **not** eligible for an ITC on SR&ED expenditures.

Part 3 – Corporations in the farming industry

Complete this area if the corporation is making SR&ED contributions.

Is the corporation claiming a contribution in the current year to an agricultural organization whose goal is to finance SR&ED work (for example, check-off dues)? **102** 1 Yes 2 No

Contributions to agricultural organizations for SR&ED* **103** _____

If **yes**, complete Schedule 125, *Income Statement Information*, to identify the type of farming industry the corporation is involved in. For more information on Schedule 125, see Guide RC4088, *General Index of Financial Information (GIFI)*. Enter contributions on line 350 of Part 8.

* Enter only contributions not already included on Form T661.
 Include 80% of the contributions made **after** 2012; for contributions made **before** 2013, include all of the contributions.

Qualified Property and Qualified Resource Property

Part 4 – Eligible investments for qualified property and qualified resource property from the current tax year

Capital cost allowance class number 105	Description of investment 110	Date available for use 115	Location used (province or territory) 120	Amount of investment 125

Total of investments for qualified property and qualified resource property A1

Part 5 – Current-year credit and account balances – ITC from investments in qualified property and qualified resource property

ITC at the end of the previous tax year B1

Deduct:

Credit deemed as a remittance of co-op corporations **210**

Credit expired **215**

Subtotal (line 210 plus line 215) C1

ITC at the beginning of the tax year (amount B minus amount C1) **220**

Add:

Credit transferred on amalgamation or wind-up of subsidiary **230**

ITC from repayment of assistance **235**

Qualified property; and qualified resource property acquired after March 28, 2012, and before January 1, 2014* (applicable part from amount A1 in Part 4) x 10 % = **240**

Qualified resource property acquired after December 31, 2013, and before January 1, 2016 (applicable part from amount A1 in Part 4) x 5 % = **242**

Credit allocated from a partnership **250**

Subtotal (total of lines 230 to 250) D1

Total credit available (line 220 plus amount D1) E1

Deduct:

Credit deducted from Part I tax (enter at amount D8 in Part 30) **260**

Credit carried back to the previous year(s) (from amount H1 in Part 6) a

Credit transferred to offset Part VII tax liability **280**

Subtotal (total of line 260, amount a, and line 280) F1

Credit balance before refund (amount E minus amount F1) G1

Deduct:

Refund of credit claimed on investments from qualified property and qualified resource property (from Part 7) **310**

ITC closing balance of investments from qualified property and qualified resource property (amount G1 minus line 310) **320**

* Include investments acquired after 2013 and before 2017 that are eligible for transitional relief.

Part 6 – Request for carryback of credit from investments in qualified property and qualified resource property

	Year	Month	Day	
1st previous tax year			 Credit to be applied
2nd previous tax year			 Credit to be applied
3rd previous tax year			 Credit to be applied

Total of lines 901 to 903 (enter amount H1 on line a in Part 5) H1

Part 7 – Refund of ITC for qualifying corporations on investments from qualified property and qualified resource property

Current-year ITCs (total of lines 240, 242, and 250 in Part 5) I1

Credit balance before refund (from amount G1 in Part 5) J1

Refund (40 % of amount I1 or J1, whichever is less) K1

Enter amount K1 or a lesser amount on line 310 in Part 5 (also enter it on line 780 of the T2 return if the corporation does not claim an SR&ED ITC refund).

SR&ED

Part 8 – Qualified SR&ED expenditures

Current expenditures (from line 557 on Form T661)	1,424,658		
Contributions to agricultural organizations for SR&ED			
Deduct:			
Government assistance, non-government assistance, or contract payment			
Contributions to agricultural organizations for SR&ED for the federal ITC (this amount is updated to line 103 of Part 3. For more details, consult the Help.)*		+	
Current expenditures (line 557 on Form T661 plus line 103 in Part 3)*	1,424,658	350	1,424,658
Capital expenditures incurred before 2014 (from line 558 on Form T661)**		360	
Repayments made in the year (from line 560 on Form T661)		370	
Qualified SR&ED expenditures (total of lines 350 to 370)		380	1,424,658

* If you are claiming only contributions made to agricultural organizations for SR&ED, line 350 should equal line 103 in Part 3. Do not file Form T661.

** Capital expenditures incurred after December 31, 2013, are not qualified SR&ED expenditures. Capital cost allowance can be claimed for depreciable property acquired for use in SR&ED after 2013.

Part 9 – Components of the SR&ED expenditure limit calculation

Part 9 only applies if the corporation is a CCPC.

Note: A CCPC that calculates an SR&ED expenditure limit is considered to be associated with another corporation if it meets any of the conditions in subsection 256(1), except where:

- one corporation is associated with another corporation solely because one or more persons own shares of the capital stock of the corporation; and
- one of the corporations has at least one shareholder who is not common to both corporations.

Is the corporation associated with another CCPC for the purpose of calculating the SR&ED expenditure limit? **385** 1 Yes 2 No

Complete lines 390 and 398 if you answered **no** to the question on line 385 above or if the corporation is not associated with any other corporations (the amounts for associated corporations will be determined on Schedule 49)

Enter your taxable income for the previous tax year* (prior to any loss carry-backs applied) **390**

Enter your taxable capital employed in Canada for the previous tax year minus \$10 million. If this amount is nil or negative, enter "0".
If this amount is over \$40 million, enter \$40 million **398**

* If either of the tax years referred to on line 390 is less than 51 weeks, multiply the taxable income by the following result: 365 divided by the number of days in these tax years.

Part 10 – SR&ED expenditure limit for a CCPC

For a stand-alone corporation: \$ 8,000,000

Deduct:			
Taxable income for the previous tax year (from line 390 in Part 9) or \$500,000, whichever is more	x 10 =		A2
Excess (\$8,000,000 minus amount A2; if negative, enter "0")			B2
\$ 40,000,000 minus line 398 in Part 9	a		
Amount a divided by \$ 40,000,000			C2
Expenditure limit for the stand-alone corporation (amount B2 multiplied by amount C2)*			D2

For an associated corporation:
If associated, the allocation of the SR&ED expenditure limit as provided on Schedule 49* **400** E2

Where the tax year of the corporation is less than 51 weeks, calculate the amount of the expenditure limit as follows:
Amount D2 or E2 x Number of days in the tax year / 365 = F2

Your SR&ED expenditure limit for the year (enter the amount from amount D2, E2, or F2, whichever applies) **410**

* Amount D2 or E2 cannot be more than \$3,000,000.

Part 11 – Investment tax credits on SR&ED expenditures

Current expenditures (from line 350 in Part 8) or the expenditure limit (from line 410 in Part 10), whichever is less*	420	x	35 %	=		G2
Line 350 minus line 410 (if negative, enter "0")	430	1,424,658	x	15 **%	=	213,699 H2
Line 410 minus line 350 (if negative, enter "0")						b
Capital expenditures (from line 360 in Part 8) or amount b above, whichever is less*	440	x	35 %	=		I2
Line 360 minus amount b above (if negative, enter "0")	450	x	15 **%	=		J2
Repayments (amount from line 370 in Part 8)						
If a corporation makes a repayment of any government or non-government assistance, or contract payments that reduced the amount of qualified expenditures for ITC purposes, the amount of the repayment is eligible for a credit.***						
	460	x	35 %	=		c
	480	x	15 %	=		d
Subtotal (amount c plus amount d)						K2
Current-year SR&ED ITC (total of amounts G2 to K2; enter on line 540 in Part 12)					213,699	L2

* For corporations that are not CCPCs, enter "0" for amounts G2 and I2.

** For tax years that end after 2013, the general SR&ED ITC rate is reduced from 20% to 15%, except that, for 2014 tax years that start before 2014, the reduction is pro-rated based on the number of days in the tax year that are after 2013. If your rate is different than 15%, enter the amounts at lines 430 or 450 and use the appropriate rate instead of 15%.

*** The ITC on the repayment (the credit) is calculated using the ITC rate that you used to determine your ITC at the time your qualified expenditures for ITC purposes were reduced because of the government or non-government assistance, or contract payments. Enter the amount of the repayment on the line that corresponds to the appropriate rate. If the rate is different than 20% or 35%, enter the amount at line 480 and use the appropriate rate instead of 20%.

Part 12 – Current-year credit and account balances – ITC from SR&ED expenditures

ITC at the end of the previous tax year						M2
Deduct:						
Credit deemed as a remittance of co-op corporations	510					
Credit expired	515					
Subtotal (line 510 plus line 515)						N2
ITC at the beginning of the tax year (amount M2 minus amount N2)				520		
Add:						
Credit transferred on amalgamation or wind-up of subsidiary	530					
Total current-year credit (from amount L2 in Part 11)	540	213,699				
Credit allocated from a partnership	550					
Subtotal (total of lines 530 to 550)					213,699	O2
Total credit available (line 520 plus amount O2)					213,699	P2
Deduct:						
Credit deducted from Part I tax (enter at amount E8 in Part 30)	560					
Credit carried back to the previous year(s) (from amount S2 in Part 13)						e
Credit transferred to offset Part VII tax liability	580					
Subtotal (total of line 560, amount e, and line 580)						Q2
Credit balance before refund (amount P2 minus amount Q2)					213,699	R2
Deduct:						
Refund of credit claimed on SR&ED expenditures (from Part 14 or 15, whichever applies)	610					
ITC closing balance on SR&ED (amount R2 minus line 610)	620	213,699				

Part 13 – Request for carryback of credit from SR&ED expenditures

	Year	Month	Day			
1st previous tax year				Credit to be applied	911 _____
2nd previous tax year				Credit to be applied	912 _____
3rd previous tax year				Credit to be applied	913 _____
					Total of lines 911 to 913	_____
					(enter amount S2 at line e in Part 12)	_____ S2

Part 14 – Refund of ITC for qualifying corporations – SR&ED

Complete this part only if you are a qualifying corporation as determined on line 101 in Part 2.

Is the corporation an excluded corporation as defined under subsection 127.1(2)? **650** 1 Yes 2 No

Current-year ITC (lines 540 plus 550 in Part 12 minus amount K2 in Part 11) f _____

Refundable credits (amount f or amount R2 in Part 12, whichever is less)* T2 _____

Deduct:

Amount T2 or amount G2 in Part 11, whichever is less U2 _____

Net amount (amount T2 minus amount U2; if negative, enter "0") V2 _____

Amount V2 multiplied by 40 % W2 _____

Add:

Amount U2 X2 _____

Refund of ITC (amount W2 plus amount X2 – enter this, or a lesser amount, on line 610 in Part 12) Y2 _____

Enter the total of line 310 in Part 5 and line 610 in Part 12 on line 780 of the T2 return.

* If you are also an excluded corporation, as defined in subsection 127.1(2), this amount must be multiplied by 40%. Claim this, or a lesser amount, as your refund of ITC for amount Y2.

Part 15 – Refund of ITC for CCPCs that are not qualifying or excluded corporations – SR&ED

Complete this box only if you are a CCPC that is not a qualifying or excluded corporation as determined on line 101 in Part 2.

Credit balance before refund (from amount R2 in Part 12) 213,699 Z2 _____

Deduct:

Amount Z2 or amount G2 in Part 11, whichever is less AA2 _____

Net amount (amount Z2 minus amount AA2; if negative, enter "0") 213,699 BB2 _____

Amount BB2 or amount I2 in Part 11, whichever is less CC2 _____

Amount CC2 multiplied by 40 % DD2 _____

Add :

Amount AA2 EE2 _____

Refund of ITC (amount DD2 plus amount EE2) FF2 _____

Enter FF2, or a lesser amount, on line 610 in Part 12 and also on line 780 of the T2 return.

Recapture – SR&ED

Part 16 – Recapture of ITC for corporations and corporate partnerships – SR&ED

You will have a recapture of ITC in a year when all of the following conditions are met:

- you acquired a particular property in the current year or in any of the 20 previous tax years, if the credit was earned in a tax year ending after 1997 and did not expire before 2008;
- you claimed the cost of the property as a qualified expenditure for SR&ED on Form T661;
- the cost of the property was included in calculating your ITC or was the subject of an agreement made under subsection 127(13) to transfer qualified expenditures; and
- you disposed of the property or converted it to commercial use after February 23, 1998. This condition is also met if you disposed of or converted to commercial use a property that incorporates the particular property previously referred to.

Note:

The recapture **does not apply** if you disposed of the property to a non-arm's-length purchaser who intended to use it all or substantially all for SR&ED. When the non-arm's-length purchaser later sells or converts the property to commercial use, the recapture rules will apply to the purchaser based on the historical ITC rate of the original user.

You will report a recapture on the T2 return for the year in which you disposed of the property or converted it to commercial use. In the following tax year, add the amount of the ITC recapture to the SR&ED expenditure pool.

If you have more than one disposition for calculations 1 and 2, complete the columns for each disposition for which a recapture applies, using the calculation formats below.

Calculation 1 – If you meet all of the above conditions

Amount of ITC you originally calculated for the property you acquired, or the original user's ITC where you acquired the property from a non-arm's length party, as described in the note above 700	Amount calculated using ITC rate at the date of acquisition (or the original user's date of acquisition) on either the proceeds of disposition (if sold in an arm's length transaction) or the fair market value of the property (in any other case) 710	Amount from column 700 or 710, whichever is less
Subtotal (enter amount A3 on line C3 in Part 17)		A3

Calculation 2 – Only if you transferred all or a part of the qualified expenditure to another person under an agreement described in subsection 127(13); otherwise, enter nil on line B3.

A	B	C	D	E	F
Rate that the transferee used in determining its ITC for qualified expenditures under a subsection 127(13) agreement 720	Proceeds of disposition of the property if you dispose of it to an arm's length person; or, in any other case, enter the fair market value of the property at conversion or disposition 730	Amount, if any, already provided for in Calculation 1 (This allows for the situation where only part of the cost of a property is transferred under a subsection 127(13) agreement.) 740	Amount determined by the formula $(A \times B) - C$	ITC earned by the transferee for the qualified expenditures that were transferred 750	Amount from column D or E, whichever is less
Subtotal (total of column F) (enter amount B3 on line D3 in Part 17)					B3

Part 16 – Recapture of ITC for corporations and corporate partnerships – SR&ED (continued)

Calculation 3

As a member of the partnership, you will report your share of the SR&ED ITC of the partnership after the SR&ED ITC has been reduced by the amount of the recapture. If this amount is a positive amount, you will report it on line 550 in Part 12. However, if the partnership does not have enough ITC otherwise available to offset the recapture, then the amount by which reductions to ITC exceed additions (the excess) will be determined and reported on line 760.

Corporate partner's share of the excess of SR&ED ITC (amount to be reported on line E3 in Part 17 **760**)

Part 17 – Total recapture of SR&ED investment tax credit

Recaptured ITC from calculation 1, amount A3 in Part 16	_____	C3
Recaptured ITC from calculation 2, amount B3 in Part 16	_____	D3
Recaptured ITC from calculation 3, line 760 in Part 16	_____	E3
Total recapture of SR&ED investment tax credit (total of amounts C3 to E3)	=====	F3

Enter amount F3 on line A8 in Part 29.

Pre-Production Mining

Part 18 – Pre-production mining expenditures

Exploration information

A mineral resource that qualifies for the credit means a mineral deposit from which the principal mineral to be extracted is diamond, a base or precious metal deposit, or a mineral deposit from which the principal mineral to be extracted is an industrial mineral that, when refined, results in a base or precious metal.

In column 800, list all minerals for which pre-production mining expenditures have taken place in the tax year.

For each of the minerals reported in column 800, identify each project (in column 805), mineral title (in column 806), and mining division (in column 807) where title is registered. If there is no mineral title, identify only the project and mining division.

List of minerals 800	Project name 805
Mineral title 806	Mining division 807

Pre-production mining expenditures*

Exploration:

Pre-production mining expenditures that the corporation incurred in the tax year for the purpose of determining the existence, location, extent, or quality of a mineral resource in Canada:

Prospecting	810 _____
Geological, geophysical, or geochemical surveys	811 _____
Drilling by rotary, diamond, percussion, or other methods	812 _____
Trenching, digging test pits, and preliminary sampling	813 _____

Development:

Pre-production mining expenditures incurred in the tax year for bringing a new mine in a mineral resource in Canada into production in reasonable commercial quantities and incurred before the new mine comes into production in such quantities:

Clearing, removing overburden, and stripping	820 _____
Sinking a mine shaft, constructing an adit, or other underground entry	821 _____

Other pre-production mining expenditures incurred in the tax year:

Description 825	Amount 826
Total of column 826	_____ A4

Total pre-production mining expenditures (total of lines 810 to 821 and amount A4) **830** _____

Deduct:

Total of all assistance (grants, subsidies, rebates, and forgivable loans) or reimbursements that the corporation has received or is entitled to receive in respect of the amounts referred to on line 830 above

.....	832 _____
Excess (line 830 minus line 832) (if negative, enter "0")	_____ B4

Add:

Repayments of government and non-government assistance

..... **835** _____

Pre-production mining expenditures (amount B4 plus line 835)

C4

* A pre-production mining expenditure is defined under subsection 127(9).

Part 19 – Current-year credit and account balances – ITC from pre-production mining expenditures

ITC at the end of the previous tax year D4

Deduct:

Credit deemed as a remittance of co-op corporations **841**

Credit expired **845**

Subtotal (line 841 plus line 845) **850** E4

ITC at the beginning of the tax year (amount D4 minus amount E4) **850**

Add:

Credit transferred on amalgamation or wind-up of subsidiary **860**

Pre-production mining expenditures* incurred before January 1, 2013 (applicable part from amount C4 in Part 18) . . . **870** x 10 % = a

Pre-production mining exploration expenditures incurred in 2013 (applicable part from amount C4 in Part 18) . . . **872** x 5 % = b

Pre-production mining development expenditures incurred in 2014 (applicable part from amount C4 in Part 18) . . . **874** x 7 % = c

Pre-production mining development expenditures incurred in 2015 (applicable part from amount C4 in Part 18) . . . **876** x 4 % = d

Current year credit (total of amounts a to d) **880** F4

Total credit available (total of lines 850, 860, and amount F4) G4

Deduct:

Credit deducted from Part I tax (enter at amount F8 in Part 30) **885**

Credit carried back to the previous year(s) (from amount I4 in Part 20) e

Subtotal (line 885 plus amount e) H4

ITC closing balance from pre-production mining expenditures (amount G4 minus amount H4) **890**

* Also include pre-production mining development expenditures incurred before 2014 and pre-production mining development expenditures incurred after 2013 and before 2016 that are eligible for transitional relief.

Part 20 – Request for carryback of credit from pre-production mining expenditures

	Year	Month	Day		
1st previous tax year				Credit to be applied 921
2nd previous tax year				Credit to be applied 922
3rd previous tax year				Credit to be applied 923
					Total of lines 921 to 923
				(enter amount I4 on line e in Part 19)	I4

Apprenticeship Job Creation

Part 21 – Total current-year credit – ITC from apprenticeship job creation expenditures

If you are a related person as defined under subsection 251(2), has it been agreed in writing that you are the only employer who will be claiming the apprenticeship job creation tax credit for this tax year for each apprentice whose contract number (or social insurance number or name) appears below? (If not, you cannot claim the tax credit.) **611** 1 Yes 2 No

For each apprentice in their first 24 months of the apprenticeship, enter the apprenticeship contract number registered with Canada, or a province or territory, under an apprenticeship program designed to certify or license individuals in the trade. For the province, the trade must be a Red Seal trade. If there is no contract number, enter the social insurance number (SIN) or the name of the eligible apprentice.

	A Contract number (SIN or name of apprentice)	B Name of eligible trade	C Eligible salary and wages*	D Column C x 10 %	E Lesser of column D or \$ 2,000
	601	602	603	604	605
1.	[REDACTED]	309A	3,124	312	312

A Contract number (SIN or name of apprentice)	B Name of eligible trade	C Eligible salary and wages*	D Column C x 10 %	E Lesser of column D or \$ 2,000
601	602	603	604	605
2. [REDACTED]	309A	2,750	275	275
3. [REDACTED]	309A	3,078	308	308
4. [REDACTED]	309A	3,744	374	374
5. [REDACTED]	309A	3,263	326	326
6. [REDACTED]	309A	2,951	295	295
Total current-year credit (total of column E) (enter amount A5 on line 640 in Part 22)				<u>1,890</u>

A5

* Other than qualified expenditure incurred, and net of any other government or non-government assistance received or to be received.

Part 22 – Current-year credit and account balances – ITC from apprenticeship job creation expenditures

ITC at the end of the previous tax year	_____	B5
Deduct:		
Credit deemed as a remittance of co-op corporations	612 _____	
Credit expired after 20 tax years	615 _____	
Subtotal (line 612 plus line 615)	_____	C5
ITC at the beginning of the tax year (amount B5 minus amount C5)	625 _____	
Add:		
Credit transferred on amalgamation or wind-up of subsidiary	630 _____	
ITC from repayment of assistance	635 _____	
Total current-year credit (from amount A5 in Part 21)	640 1,890	
Credit allocated from a partnership	655 _____	
Subtotal (total of lines 630 to 655)	1,890	1,890 D5
Total credit available (line 625 plus amount D5)	_____	1,890 E5
Deduct:		
Credit deducted from Part I tax (enter on line G8 in Part 30)	660 _____	
Credit carried back to the previous year(s) (from amount G5 in Part 23)	_____ a	
Subtotal (line 660 plus amount a)	_____	F5
ITC closing balance from apprenticeship job creation expenditures (amount E5 minus amount F5)	690 _____	1,890

Part 23 – Request for carryback of credit from apprenticeship job creation expenditures

	<table border="1"> <tr> <th>Year</th> <th>Month</th> <th>Day</th> </tr> <tr> <td> </td> <td> </td> <td> </td> </tr> <tr> <td> </td> <td> </td> <td> </td> </tr> <tr> <td> </td> <td> </td> <td> </td> </tr> </table>	Year	Month	Day										
Year	Month	Day												
1st previous tax year	_____	Credit to be applied 931 _____												
2nd previous tax year	_____	Credit to be applied 932 _____												
3rd previous tax year	_____	Credit to be applied 933 _____												
Total of lines 931 to 933 (enter amount G5 on line a in Part 22)		_____ G5												

Child Care Spaces

Part 24 – Eligible child care spaces expenditures

Enter the eligible expenditures that the corporation incurred to create licensed child care spaces for the children of the employees and, potentially, for other children. The corporation cannot be carrying on a child care services business. The eligible expenditures include:

- the cost of depreciable property (other than specified property); and
- the specified child care start-up expenditures;

acquired or incurred only to create new child care spaces at a licensed child care facility.

Cost of depreciable property from the current tax year

Capital cost allowance class number	Description of investment	Date available for use	Amount of investment
665	675	685	695
1.			
Total cost of depreciable property from the current tax year (total of column 695)			715

Add:

Specified child care start-up expenditures from the current tax year **705**

Total gross eligible expenditures for child care spaces (line 715 plus line 705) A6

Deduct:

Total of all assistance (including grants, subsidies, rebates, and forgivable loans) or reimbursements that the corporation has received or is entitled to receive in respect of the amounts referred to in amount A6 **725**

Excess (amount A6 minus line 725) (if negative, enter "0") B6

Add:

Repayments by the corporation of government and non-government assistance **735**

Total eligible expenditures for child care spaces (amount B6 plus line 735) **745**

Part 25 – Current-year credit – ITC from child care spaces expenditures

The credit is equal to 25% of eligible child care spaces expenditures incurred to a maximum of \$10,000 per child care space created in a licensed child care facility.

Eligible expenditures (from line 745 in Part 24)	x	25 %	=		C6	
Number of child care spaces	755	x \$	10,000	=		D6
ITC from child care spaces expenditures (amount C6 or D6, whichever is less)						E6

Part 26 – Current-year credit and account balances – ITC from child care spaces expenditures

ITC at the end of the previous tax year		F6
Deduct:		
Credit deemed as a remittance of co-op corporations	765	
Credit expired after 20 tax years	770	
Subtotal (line 765 plus line 770)		G6
ITC at the beginning of the tax year (amount F6 minus amount G6)	775	
Add:		
Credit transferred on amalgamation or wind-up of subsidiary	777	
Total current-year credit (from amount E6 in Part 25)	780	
Credit allocated from a partnership	782	
Subtotal (total of lines 777 to 782)		H6
Total credit available (line 775 plus amount H6)		I6
Deduct:		
Credit deducted from Part I tax (enter on line H8 in Part 30)	785	
Credit carried back to the previous year(s) (from amount K6 in Part 27)	a	
Subtotal (line 785 plus amount a)		J6
ITC closing balance from child care spaces expenditures (amount I6 minus amount J6)	790	

Part 27 – Request for carryback of credit from child care space expenditures

	Year	Month	Day			
1st previous tax year	2015	11	04	Credit to be applied	941
2nd previous tax year	2015	10	31	Credit to be applied	942
3rd previous tax year	2014	12	31	Credit to be applied	943
Total of lines 941 to 943						K6
(enter amount K6 on line a in Part 26)						

Recapture – Child Care Spaces

Part 28 – Recapture of ITC for corporations and corporate partnerships – Child care spaces

The ITC will be recovered against the taxpayer's tax otherwise payable under Part I of the Act if, at any time within 60 months of the day on which the taxpayer acquired the property:

- the new child care space is no longer available; or
- property that was an eligible expenditure for the child care space is:
 - disposed of or leased to a lessee; or
 - converted to another use.

If the property disposed of is a child care space, the amount that can reasonably be considered to have been included in the original ITC (paragraph 127(27.12)(a)) **792** _____

In the case of eligible expenditures (paragraph 127(27.12)(b)), the lesser of:

The amount that can reasonably be considered to have been included in the original ITC **795** _____

25% of either the proceeds of disposition (if sold in an arm's length transaction) or the fair market value (in any other case) of the property **797** _____

Amount from line 795 or line 797, whichever is less **A7**

Corporate partnerships

As a member of the partnership, you will report your share of the child care spaces ITC of the partnership after the child care spaces ITC has been reduced by the amount of the recapture. If this amount is a positive amount, you will report it on line 782 in Part 26. However, if the partnership does not have enough ITC otherwise available to offset the recapture, then the amount by which reductions to ITC exceed additions (the excess) will be determined and reported on line 799 below.

Corporate partner's share of the excess of ITC **799** _____

Total recapture of child care spaces investment tax credit(total of line 792, amount A7, and line 799) **B7**

Enter amount B7 on line B8 in Part 29.

Summary of Investment Tax Credits

Part 29 – Total recapture of investment tax credit

Recaptured SR&ED ITC (from amount F3 in Part 17) **A8**

Recaptured child care spaces ITC (from amount B7 in Part 28) **B8**

Total recapture of investment tax credit (amount A8 plus amount B8) **C8**

Enter amount C8 on line 602 of the T2 return.

Part 30 – Total ITC deducted from Part I tax

ITC from investments in qualified property deducted from Part I tax (from line 260 in Part 5) **D8**

ITC from SR&ED expenditures deducted from Part I tax (from line 560 in Part 12) **E8**

ITC from pre-production mining expenditures deducted from Part I tax (from line 885 in Part 19) **F8**

ITC from apprenticeship job creation expenditures deducted from Part I tax (from line 660 in Part 22) **G8**

ITC from child care space expenditures deducted from Part I tax (from line 785 in Part 26) **H8**

Total ITC deducted from Part I tax (total of amounts D8 to H8) **I8**

Enter amount I8 on line 652 of the T2 return.

Summary of Investment Tax Credit Carryovers

Continuity of investment tax credit carryovers

CCA class number	97	Apprenticeship job creation ITC			
Current year					
	Addition current year (A)	Applied current year (B)	Claimed as a refund (C)	Carried back (D)	ITC end of year (A-B-C-D)
	1,890				1,890
Prior years					
Taxation year		ITC beginning of year (E)	Adjustments (F)	Applied current year (G)	ITC end of year (E-F-G)
2015-11-04					
2015-10-31					
2014-12-31					
2013-12-31					
2012-12-31					
2011-12-31					
2010-12-31					
2009-12-31					
2008-12-31					
2007-12-31					*
2006-12-31					
2005-12-31					
2004-12-31					
2003-12-31					
2002-12-31					
2001-12-31					
2000-12-31					
1999-12-31					
					*
	Total				
B+C+D+G				Total ITC utilized	

* The ITC end of year includes the amount of ITC expired from the 1st preceding year if it is before January 1, 1998, or the amount of ITC expired from the 2nd preceding year if it is after December 31, 1997. Note that this credit expires at the end of the tax year and any expired credit will be posted to line 215, 515, 615, 770 or 845, as applicable, in Schedule 31 the following year.

Summary of Investment Tax Credit Carryovers

Continuity of investment tax credit carryovers

CCA class number	99	Cur. or cap. R&D for ITC			
Current year					
	Addition current year (A)	Applied current year (B)	Claimed as a refund (C)	Carried back (D)	ITC end of year (A-B-C-D)
	213,699				213,699
Prior years					
Taxation year		ITC beginning of year (E)	Adjustments (F)	Applied current year (G)	ITC end of year (E-F-G)
2015-11-04					
2015-10-31					
2014-12-31					
2013-12-31					
2012-12-31					
2011-12-31					
2010-12-31					
2009-12-31					
2008-12-31					
2007-12-31					*
2006-12-31					
2005-12-31					
2004-12-31					
2003-12-31					
2002-12-31					
2001-12-31					
2000-12-31					
1999-12-31					
					*
	Total				
B+C+D+G				Total ITC utilized	

* The **ITC end of year** includes the amount of ITC expired from the 1st preceding year if it is before January 1, 1998, or the amount of ITC expired from the 2nd preceding year if it is after December 31, 1997. Note that this credit expires at the end of the tax year and any expired credit will be posted to line 215, 515, 615, 770 or 845, as applicable, in Schedule 31 the following year.

Taxable Capital Employed in Canada – Large Corporations

Corporation's name HYDRO ONE NETWORKS INC.	Business number 87086 5821 RC0001	Tax year-end Year Month Day 2015-12-31
--	---	---

- Use this schedule in determining if the total taxable capital employed in Canada of the corporation (other than a financial institution or an insurance corporation) and its related corporations is greater than \$10,000,000.
- If the total taxable capital employed in Canada of the corporation and its related corporations is greater than \$10,000,000, file a completed Schedule 33 with your T2 *Corporation Income Tax Return* no later than six months from the end of the tax year.
- Unless otherwise noted, all legislative references are to the *Income Tax Act* and the *Income Tax Regulations*.
- Subsection 181(1) defines the terms **financial institution**, **long-term debt**, and **reserves**.
- Subsection 181(3) provides the basis to determine the carrying value of a corporation's assets or any other amount under Part I.3 for its capital, investment allowance, taxable capital, or taxable capital employed in Canada, or for a partnership in which it has an interest.
- If the corporation was a non-resident of Canada throughout the year and carried on a business through a permanent establishment in Canada, go to Part 4, **Taxable capital employed in Canada**.

Part 1 – Capital

Add the following year-end amounts:

Reserves that have not been deducted in calculating income for the year under Part I	101	1,854,239,281		
Capital stock (or members' contributions if incorporated without share capital)	103	5,700,000,000		
Retained earnings	104	3,690,469,885		
Contributed surplus	105	5,000,000		
Any other surpluses	106			
Deferred unrealized foreign exchange gains	107			
All loans and advances to the corporation	108	9,874,367,625		
All indebtedness of the corporation represented by bonds, debentures, notes, mortgages, hypothecary claims, bankers' acceptances, or similar obligations	109			
Any dividends declared but not paid by the corporation before the end of the year	110			
All other indebtedness of the corporation (other than any indebtedness for a lease) that has been outstanding for more than 365 days before the end of the year	111			
The total of all amounts, each of which is the amount, if any, in respect of a partnership in which the corporation held a membership interest at the end of the year, either directly or indirectly through another partnership (see note below)	112			
Subtotal (add lines 101 to 112)		<u>21,124,076,791</u>		<u>21,124,076,791</u> A

Note:

Line 112 is determined by the formula $(A - B) \times C/D$ (as per paragraph 181.2(3)(g)) where:

- A is the total of all amounts that would be determined for lines 101, 107, 108, 109, and 111 in respect of the partnership for its last fiscal period that ends at or before the end of the year if
 - a) those lines applied to partnerships in the same manner that they apply to corporations, and
 - b) those amounts were computed without reference to amounts owing by the partnership
 - (i) to any corporation that held a membership interest in the partnership either directly or indirectly through another partnership, or
 - (ii) to any partnership in which a corporation described in subparagraph (i) held a membership interest either directly or indirectly through another partnership.
- B is the partnership's deferred unrealized foreign exchange losses at the end of the period,
- C is the share of the partnership's income or loss for the period to which the corporation is entitled either directly or indirectly through another partnership, and
- D is the partnership's income or loss for the period.

Part 1 – Capital (continued)

Subtotal A (from page 1) 21,124,076,791 A

Deduct the following amounts:

Deferred tax debit balance at the end of the year	121	1,606,000,000	
Any deficit deducted in calculating its shareholders' equity (including, for this purpose, the amount of any provision for the redemption of preferred shares) at the end of the year	122		
To the extent that the amount may reasonably be regarded as being included in any of lines 101 to 112 above for the year, any amount deducted under subsection 135(1) in calculating income under Part I for the year.	123		
Deferred unrealized foreign exchange losses at the end of the year	124		
Subtotal (add lines 121 to 124)		<u>1,606,000,000</u>	<u>1,606,000,000</u> B
Capital for the year (amount A minus amount B) (if negative, enter "0")	190		<u><u>19,518,076,791</u></u>

Part 2 – Investment allowance

Add the carrying value at the end of the year of the following assets of the corporation:

A share of another corporation	401	
A loan or advance to another corporation (other than a financial institution)	402	3,532,507
A bond, debenture, note, mortgage, hypothecary claim, or similar obligation of another corporation (other than a financial institution)	403	
Long-term debt of a financial institution	404	
A dividend payable on a share of the capital stock of another corporation	405	
A loan or advance to, or a bond, debenture, note, mortgage, hypothecary claim or similar obligation of, a partnership each member of which was, throughout the year, another corporation (other than a financial institution) that was not exempt from tax under this Part (otherwise than because of paragraph 181.1(3d), or another partnership described in paragraph 181.2(4)(d.1)	406	
An interest in a partnership (see note 2 below)	407	
Investment allowance for the year (add lines 401 to 407)	490	<u>3,532,507</u>

Notes:

- Lines 401 to 405 should not include the carrying value of a share of the capital stock of, a dividend payable by, or indebtedness of a corporation that is exempt from tax under Part I.3 (other than a non-resident corporation that at no time in the year carried on business in Canada through a permanent establishment).
- Where the corporation has an interest in a partnership held either directly or indirectly through another partnership, refer to subsection 181.2(5) for additional rules regarding the carrying value of an interest in a partnership.
- Where a trust is used as a conduit for loaning money from a corporation to another related corporation (other than a financial institution), the loan will be considered to have been made directly from the lending corporation to the borrowing corporation. Refer to subsection 181.2(6) for special rules that may apply.

Part 3 – Taxable capital

Capital for the year (line 190)		<u>19,518,076,791</u> C
Deduct: Investment allowance for the year (line 490)		<u>3,532,507</u> D
Taxable capital for the year (amount C minus amount D) (if negative, enter "0")	500	<u><u>19,514,544,284</u></u>

Part 4 – Taxable capital employed in Canada

To be completed by a corporation that was resident in Canada at any time in the year

Taxable capital for the year (line 500)	19,514,544,284	x	Taxable income earned in Canada	610	=	Taxable capital employed in Canada	690	19,514,544,284
			Taxable income	1,000				1,000

- Notes:**
1. Regulation 8601 gives details on calculating the amount of taxable income earned in Canada.
 2. Where a corporation's taxable income for a tax year is "0," it shall, for the purposes of the above calculation, be deemed to have a taxable income for that year of \$1,000.
 3. In the case of an airline corporation, Regulation 8601 should be considered when completing the above calculation.

To be completed by a corporation that was a non-resident of Canada throughout the year and carried on a business through a permanent establishment in Canada

Total of all amounts each of which is the carrying value at the end of the year of an asset of the corporation used in the year or held in the year, in the course of carrying on any business during the year through a permanent establishment in Canada **701**

Deduct the following amounts:

Corporation's indebtedness at the end of the year [other than indebtedness described in any of paragraphs 181.2(3)(c) to (f)] that may reasonably be regarded as relating to a business it carried on during the year through a permanent establishment in Canada **711**

Total of all amounts each of which is the carrying value at the end of year of an asset described in subsection 181.2(4) of the corporation that it used in the year, or held in the year, in the course of carrying on any business during the year through a permanent establishment in Canada **712**

Total of all amounts each of which is the carrying value at the end of year of an asset of the corporation that is a ship or aircraft the corporation operated in international traffic, or personal or movable property used or held by the corporation in carrying on any business during the year through a permanent establishment in Canada (see note below) **713**

Total deductions (add lines 711, 712, and 713) _____ **E**

Taxable capital employed in Canada (line 701 minus amount E) (if negative, enter "0") **790**

Note: Complete line 713 only if the country in which the corporation is resident did not impose a capital tax for the year on similar assets, or a tax for the year on the income from the operation of a ship or aircraft in international traffic, of any corporation resident in Canada during the year.

Part 5 – Calculation for purposes of the small business deduction

This part is applicable to corporations that are not associated in the current year, but were associated in the prior year.

Taxable capital employed in Canada (amount from line 690) **F**

Deduct: **10,000,000 G**

Excess (amount F minus amount G) (if negative, enter "0") _____ **H**

Calculation for purposes of the small business deduction(amount H x 0.225%) **I**

Enter this amount at line 415 of the T2 return.

Attached Schedule with Total

Part 2 – A loan or advance to another corporation (other than a financial institution)

Title Schedule 33/CT23 - Supplementary Schedule

Description	Amount
Prepaid insurance (a/c 277180)	2,574,411 00
Deposit -Bnft Provider (a/c 277290)	958,096 00
Total	3,532,507 00

Attached Schedule with Total

Part 1 – Reserves that have not been deducted in calculating income for the year under Part I

Title Part 1 – Reserves that have not been deducted in computing income for the

Description	Amount
Schedule 13 Reserves	1,854,081,281 00
Future Income Tax Liability (per F/S)	158,000 00
Total	1,854,239,281 00

SHAREHOLDER INFORMATION

Name of corporation HYDRO ONE NETWORKS INC.	Business Number 87086 5821 RC0001	Tax year end Year Month Day 2015-12-31
--	--	--

All private corporations must complete this schedule for any shareholder who holds 10% or more of the corporation's common and/or preferred shares.

Provide only one number per shareholder					
Name of shareholder (after name, indicate in brackets if the shareholder is a corporation, partnership, individual, or trust)	Business Number (If a corporation is not registered, enter "NR")	Social insurance number	Trust number	Percentage common shares	Percentage preferred shares
100	200	300	350	400	500
1 Hydro One Inc.	86999 4731 RC0001			100.000	
2					
3					
4					
5					
6					
7					
8					
9					
10					

ONTARIO RESEARCH AND DEVELOPMENT TAX CREDIT

Name of corporation HYDRO ONE NETWORKS INC.	Business Number 87086 5821 RC0001	Tax year-end Year Month Day 2015-12-31
--	--------------------------------------	--

- Use this schedule to:
 - calculate an Ontario research and development tax credit (ORDTC);
 - claim an ORDTC earned in the tax year or carried forward from any of the 20 previous tax years that are a tax year ending after December 31, 2008, to reduce Ontario corporate income tax payable in the current tax year;
 - carry back an ORDTC to reduce Ontario corporate income tax payable in any of the three previous tax years, but not to a tax year that ends before January 1, 2009;
 - add an ORDTC that was allocated to the corporation by a partnership of which it was a member;
 - transfer an ORDTC after an amalgamation or windup; or
 - calculate a recapture of the ORDTC.
- The ORDTC is a 4.5% non-refundable tax credit on eligible expenditures incurred by a corporation in a tax year that ends after December 31, 2008.
- An eligible expenditure is an expenditure for a permanent establishment in Ontario of a corporation, that is a qualified expenditure for the purposes of section 127 of the federal *Income Tax Act* for scientific research and experimental development (SR&ED) carried on in Ontario.
- Only corporations that are not exempt from Ontario corporate income tax and none of whose income is exempt income can claim the ORDTC.

Attach a completed copy of this schedule to the *T2 Corporation Income Tax Return*.

Part 1 – Ontario SR&ED expenditure pool

Total eligible expenditures incurred by the corporation in Ontario in the tax year	100	1,491,789	A
Deduct: Government assistance, non-government assistance, or a contract payment for eligible expenditures	105		B
Net eligible expenditures for the tax year (amount minus amount B) (if negative, enter "0")		1,491,789	C
Add: Eligible expenditures transferred to the corporation by another corporation	110		D
Subtotal (amount C plus amount D)		1,491,789	E
Deduct: Eligible expenditures the corporation transferred to another corporation	115		F
Ontario SR&ED expenditure pool (amount E minus amount F) (if negative, enter "0")	120	1,491,789	G

Part 2 – Calculation of the current part of the ORDTC

Ontario SR&ED expenditure pool (amount G in Part 1) 1,491,789 x 4.5000 % = **200** 67,131 H

Note: Pursuant to subsection 38(2) of the *Taxation Act, 2007* (Ontario), the research and development tax credit rate is decreased from 4.5% to 3.5% on June 1, 2016. The rate must be prorated for taxation years straddling June 1, 2016.

ORDTC allocated to a corporation by a partnership of which it is a member (other than a specified member) for a fiscal period that ends in the corporation's tax year * **205** _____ I

* If there is a disposal or change of use of eligible property, see Part 6

Repayment made in the tax year of government or non-government assistance or a contract payment that reduced an eligible expenditure, other than for first term or second term shared-use equipment, incurred in a tax year ending before June 1, 2016 x 4.50 % = _____

Repayment made in the tax year of government or non-government assistance or a contract payment that reduced an eligible expenditure, other than for first term or second term shared-use equipment, incurred in a tax year that straddles June 1, 2016 x % = _____

Repayment made in the tax year of government or non-government assistance or a contract payment that reduced an eligible expenditure, other than for first term or second term shared-use equipment, incurred in a tax year that starts after May 31, 2016 x 3.50 % = _____

Total 210 _____ **215** _____ J

Repayment made in the tax year of government or non-government assistance or a contract payment that reduced an eligible expenditure for first term or second term shared-use equipment **220** _____ x 1 / 4 = _____ x 4.50 % = **225** _____ K

Current part of the ORDTC (total of amounts H to K) **230** 67,131 L

Part 3 – Calculation of ORDTC available for deduction and ORDTC balance

ORDTC balance at the end of the previous tax year M

Deduct: ORDTC expired after 20 tax years **300** N

ORDTC at the beginning of the tax year (amount M minus amount N) **305** O

Add:

ORDTC transferred on amalgamation or windup **310** P

Current part of ORDTC (amount L in Part 2) 67,131 Q

Are you waiving all or part of the current part of the ORDTC? **315** Yes 1 No 2

If you answered **yes** at line 315, enter the amount of the tax credit waived on line 320.

If you answered **no** at line 315, enter "0" on line 320.

Deduct: Waiver of the current part of the ORDTC **320** R

Subtotal (amount Q minus amount R) 67,131 S

ORDTC available for deduction (total of amounts O, P and S) 67,131 T

Deduct:

ORDTC claimed * (Enter amount U on line 416 of Schedule 5, *Tax Calculation Supplementary – Corporations*) U

ORDTC carried back to a previous tax year (from Part 4) V

Subtotal (amount U plus amount V) W

ORDTC balance at the end of the tax year (amount T minus amount W) **325** 67,131 X

* This amount cannot be more than the lesser of the following amounts:
– ORDTC available for deduction (amount T); or
– Ontario corporate income tax payable before the ORDTC and the Ontario corporate minimum tax credit (amount from line E6 of Schedule 5).

Part 4 – Request for carryback of tax credit

	Year	Month	Day		
1 st previous tax year	2015	11	04 Credit to be applied	901 _____
2 nd previous tax year	2015	10	31 Credit to be applied	902 _____
3 rd previous tax year	2014	12	31 Credit to be applied	903 _____
Total (enter amount on line V in Part 3)					_____

Part 5 – Analysis of tax credit available for carryforward by tax year of origin

You can complete this part to show all the credits from preceding tax years available for carryforward, by year of origin. This will help you determine the amount of credit that could expire in following years.

Tax year of origin (earliest tax year first)			Credit available	Tax year of origin (earliest tax year first)			Credit available	
Year	Month	Day		Year	Month	Day		
1999	12	31		2007	12	31		
2000	12	31		2008	12	31		
2001	12	31		2009	12	31		
2002	12	31		2010	12	31		
2003	12	31		2011	12	31		
2004	12	31		2012	12	31		
2005	12	31		2013	12	31		
2006	12	31		2014	12	31		
				2015	10	31		
				2015	11	04		
				Current tax year	2015	12	31	67,131
				Total (equals line 325 in Part 3) <u>67,131</u>				

The amount available from the 20th preceding tax year will expire after this year. When you file your return for the next year, you will enter the expired amount on line 300 of Schedule 508 for that year.

Part 6 – Calculation of a recapture of ORDTC

You will have a recapture of ORDTC in a tax year when you meet all of the following conditions:

- you acquired a particular property in the current year or in any of the 20 previous tax years if the ORDTC was earned in a tax year ending after 2008;
- you claimed the cost of the property as an eligible expenditure for the ORDTC;
- the cost of the property was included in computing your ORDTC or was subject to an agreement made under subsection 127(13) of the federal Act to transfer qualified expenditures and section 42 of the *Taxation Act, 2007* (Ontario) applied; and
- you disposed of the property or converted it to commercial use in a tax year ending after December 31, 2008. You also meet this condition if you disposed of or converted to commercial use a property which incorporates the particular property previously referred to.

Note: The recapture **does not apply** if you disposed of the property to a non-arm's length purchaser who intended to use it all or substantially all for SR&ED in Ontario. When the non-arm's length purchaser later sells or converts the property to commercial use, the recapture rules will apply to the purchaser based on the historical federal investment tax credit (ITC) rate * of the original user in Calculation 1 below.

You have to report the recapture on Schedule 5 for the year in which you disposed of the property or converted it to commercial use. If the corporation is a member of a partnership, report its share of the recapture.

If you have more than one disposition for calculations 1 and 2, complete the columns for each disposition for which a recapture applies, using the calculation formats below.

* Federal ITC in calculations 1 and 2 should be determined without reference to paragraph (e) of the definition **investment tax credit** in subsection 127(9) of the federal Act.

Calculation 1 – If you meet all of the above conditions

	Y	Z	AA
	Amount of federal ITC you originally calculated for the property you acquired, or the original user's federal ITC where you acquired the property from a non-arm's length party, as described in the note above	Amount calculated using the federal ITC rate at the date of acquisition (or the original user's date of acquisition) on either the proceeds of disposition (if sold in an arm's length transaction) or the fair market value of the property (in any other case)	Amount from column 700 or 710, whichever is less
	700	710	
1.			

Subtotal (enter amount BB, on line KK in Part 7) BB

Calculation 2 – If the corporation is deemed by subsection 42(1) of the *Taxation Act, 2007* (Ontario) to have transferred all or part of the eligible expenditure to another corporation as a consequence of an agreement described in subsection 127(13) of the federal Act complete Calculation 2. Otherwise, enter nil on line II.

CC	DD	EE
The rate percentage that the transferee used to determine its federal ITC for a qualified expenditure that was transferred under an agreement under subsection 127(13) of the federal Act	The proceeds of disposition of the property if you dispose of it to a person at arm's length; or, in any other case, the fair market value of the property at conversion or disposition	The amount, if any, already provided for in Calculation 1 (this allows for the situation where only part of the cost of a property is transferred for an agreement under subsection 127(13) of the federal Act)
720	730	740
1.		

FF	GG	HH
Amount determined by the formula (CC x DD) – EE (using the columns above)	The federal ITC earned by the transferee for the qualified expenditure that was transferred	Amount from column FF or GG, whichever is less
	750	
1.		

Subtotal (enter amount II on line LL below) _____ **II**

Calculation 3

As a member of a partnership, you will report your share of the ORDTC of the partnership after the ORDTC has been reduced by the amount of the recapture. If this is a positive amount, you will report it on line 205 in Part 2. However, if the partnership does not have enough ORDTC otherwise available to offset the recapture, then the amount by which reductions to the ORDTC exceeds additions (the excess) will be determined and reported on line JJ.

Corporate partner's share of the excess of ORDTC (enter amount JJ at line NN below) **760** _____ **JJ**

Part 7 – Total recapture of ORDTC

Recaptured federal ITC for Calculation 1 (amount from line BB)	_____	KK
Recaptured federal ITC for Calculation 2 (amount from line II above)	_____	LL
Amount KK plus amount LL	_____	x 23.56 % = _____ MM
Add: Corporate partner's share of the excess of ORDTC for Calculation 3 (amount from line JJ above)	_____	NN
Recapture of ORDTC (amount MM plus amount NN) (enter amount OO on line 277 of Schedule 5)	_____	OO

**Schedule A - Worksheet for eligible expenditures incurred by the corporation
in Ontario for the current taxation year**

This worksheet allows you to report the amount of eligible expenditures entered on Form T661, *Scientific Research and Experimental Development (SR&ED) Expenditures Claim* which represents eligible expenditures as defined in section 127 of the *Income Tax Act (ITA)* with regard to scientific research and experimental development (SR&ED) **carried on in Ontario and attributable to a permanent establishment in Ontario of a corporation**

Data on the worksheet is calculated based on the amounts on Form T661, but will have to be adjusted according to the rules of Ontario, if applicable, in particular when the corporation has had a permanent establishment in more than one jurisdiction. This data will be used when calculating Schedule 508 and Schedule 566.

Enter the breakdown between current and capital expenditures		Current Expenditures	Capital Expenditures
Total expenditures for SR&ED		1,559,021	
Add			
• payment of prior years' unpaid expenses (other than salary or wages)	+	127,218	
• prescribed proxy amount (Enter "0" if you use the traditional method)	+		
• expenditures on shared-use equipment			+
• other additions	+		+
Subtotal	=	1,686,239	=
Less			
• current expenditures (other than salary or wages) not paid within 180 days of the tax year end	-		
• amounts paid in respect of an SR&ED contract to a person or partnership that is not taxable supplier	-		
• 20% of contract expenditures for SR&ED performed on your behalf	-	194,450	
• prescribed expenditures not allowed by regulations	-		-
• other deductions	-		-
• non-arm's length transactions			
- expenditures for non-arm's length SR&ED contracts	-		
- purchases (limited to costs) of goods and services from non-arm's length suppliers	-		-
Subtotal	=	1,491,789	= II
Total eligible expenditures incurred by the corporation in Ontario in the tax year (add amount I and II)			= 1,491,789 III
Enter amount III on line 100 of Schedule 508.			

Ontario Corporate Minimum Tax

Corporation's name HYDRO ONE NETWORKS INC.	Business number 87086 5821 RC0001	Tax year-end Year Month Day 2015-12-31
---	--	--

- File this schedule if the corporation is subject to Ontario corporate minimum tax (CMT). CMT is levied under section 55 of the *Income Tax Act, 2007* (Ontario), referred to as the "Ontario Act".
- Complete Part 1 to determine if the corporation is subject to CMT for the tax year.
- A corporation not subject to CMT in the tax year is still required to file this schedule if it is deducting a CMT credit, has a CMT credit carryforward, or has a CMT loss carryforward or a current year CMT loss.
- A corporation that has Ontario special additional tax on life insurance corporations (SAT) payable in the tax year must complete Part 4 of this schedule even if it is not subject to CMT for the tax year.
- A corporation is exempt from CMT if, throughout the tax year, it was one of the following:
 - 1) a corporation exempt from income tax under section 149 of the *federal Income Tax Act*;
 - 2) a mortgage investment corporation under subsection 130.1(6) of the federal Act;
 - 3) a deposit insurance corporation under subsection 137.1(5) of the federal Act;
 - 4) a congregation or business agency to which section 143 of the federal Act applies;
 - 5) an investment corporation as referred to in subsection 130(3) of the federal Act; or
 - 6) a mutual fund corporation under subsection 131(8) of the federal Act.
- File this schedule with the *T2 Corporation Income Tax Return*.

Part 1 – Determination of CMT applicability

Total assets of the corporation at the end of the tax year *	112	22,165,000,000
Share of total assets from partnership(s) and joint venture(s) *	114	
Total assets of associated corporations (amount from line 450 on Schedule 511)	116	
Total assets (total of lines 112 to 116)		22,165,000,000
Total revenue of the corporation for the tax year **	142	5,916,842,105
Share of total revenue from partnership(s) and joint venture(s) **	144	
Total revenue of associated corporations (amount from line 550 on Schedule 511)	146	
Total revenue (total of lines 142 to 146)		5,916,842,105

The corporation is subject to CMT if:

- for tax years ending before July 1, 2010, the total assets at the end of the year of the corporation or the associated group of corporations are more than \$5,000,000, or the total revenue for the year of the corporation or the associated group of corporations is more than \$10,000,000.
- for tax years ending after June 30, 2010, the total assets at the end of the year of the corporation or the associated group of corporations are equal to or more than \$50,000,000, and the total revenue for the year of the corporation or the associated group of corporations is equal to or more than \$100,000,000.

If the corporation is not subject to CMT, do not complete the remaining parts unless the corporation is deducting a CMT credit, or has a CMT credit carryforward, a CMT loss carryforward, a current year CMT loss, or SAT payable in the year.

*** Rules for total assets**

- Report total assets according to generally accepted accounting principles, adjusted so that consolidation and equity methods are not used.
- Do not include unrealized gains and losses on assets and foreign currency gains and losses on assets that are included in net income for accounting purposes but not in income for corporate income tax purposes.
- The amount on line 114 is determined at the end of the last fiscal period of the partnership or joint venture that ends in the tax year of the corporation. Add the proportionate share of the assets of the partnership(s) and joint venture(s), and deduct the recorded asset(s) for the investment in partnerships and joint ventures.
- A corporation's share in a partnership or joint venture is determined under paragraph 54(5)(b) of the Ontario Act and, if the partnership or joint venture had no income or loss, is calculated as if the partnership's or joint venture's income were \$1 million. For a corporation with an indirect interest in a partnership or joint venture, determine the corporation's share according to paragraph 54(5)(c) of the Ontario Act.

**** Rules for total revenue**

- Report total revenue in accordance with generally accepted accounting principles, adjusted so that consolidation and equity methods are not used.
- If the tax year is less than 51 weeks, **multiply** the total revenue of the corporation or the partnership, whichever applies, by 365 and **divide** by the number of days in the tax year.
- The amount on line 144 is determined for the partnership or joint venture fiscal period that ends in the tax year of the corporation. If the partnership or joint venture has 2 or more fiscal periods ending in the filing corporation's tax year, **multiply** the sum of the total revenue for each of the fiscal periods by 365 and **divide** by the total number of days in all the fiscal periods.
- A corporation's share in a partnership or joint venture is determined under paragraph 54(5)(b) of the Ontario Act and, if the partnership or joint venture had no income or loss, is calculated as if the partnership's or joint venture's income were \$1 million. For a corporation with an indirect interest in a partnership or joint venture, determine the corporation's share according to paragraph 54(5)(c) of the Ontario Act.

Part 2 – Adjusted net income/loss for CMT purposes

Net income/loss per financial statements *			210	2,666,469,885
Add (to the extent reflected in income/loss):				
Provision for current income taxes/cost of current income taxes		220		
Provision for deferred income taxes (debits)/cost of future income taxes		222		
Equity losses from corporations		224		
Financial statement loss from partnerships and joint ventures		226		
Dividends deducted on financial statements (subsection 57(2) of the Ontario Act), excluding dividends paid by credit unions under subsection 137(4.1) of the federal Act		230		
Other additions (see note below):				
Share of adjusted net income of partnerships and joint ventures **		228		
Total patronage dividends received, not already included in net income/loss		232		
281		282		
283		284		
			Subtotal	A
Deduct (to the extent reflected in income/loss):				
Provision for recovery of current income taxes/benefit of current income taxes		320	2,578,954,900	
Provision for deferred income taxes (credits)/benefit of future income taxes		322		
Equity income from corporations		324		
Financial statement income from partnerships and joint ventures		326		
Dividends deductible under section 112, section 113, or subsection 138(6) of the federal Act		330		
Dividends not taxable under section 83 of the federal Act (from Schedule 3)		332		
Gain on donation of listed security or ecological gift		340		
Accounting gain on transfer of property to a corporation under section 85 or 85.1 of the federal Act ***		342		
Accounting gain on transfer of property to/from a partnership under section 85 or 97 of the federal Act ****		344		
Accounting gain on disposition of property under subsection 13(4), subsection 14(6), or section 44 of the federal Act *****		346		
Accounting gain on a windup under subsection 88(1) of the federal Act or an amalgamation under section 87 of the federal Act		348		
Other deductions (see note below):				
Share of adjusted net loss of partnerships and joint ventures **		328		
Tax payable on dividends under subsection 191.1(1) of the federal Act multiplied by 3		334		
Interest deducted/deductible under paragraph 20(1)(c) or (d) of the federal Act, not already included in net income/loss		336		
Patronage dividends paid (from Schedule 16) not already included in net income/loss		338		
381		382		
383		384		
385		386		
387		388		
389		390		
			Subtotal	B
Adjusted net income/loss for CMT purposes (line 210 plus amount A minus amount B)			490	87,514,985

If the amount on line 490 is positive and the corporation is subject to CMT as determined in Part 1, enter the amount on line 515 in Part 3.
If the amount on line 490 is negative, enter the amount on line 760 in Part 7 (enter as a positive amount).

Note
In accordance with *Ontario Regulation 37/09*, when calculating net income for CMT purposes, accounting income should be adjusted to:
– exclude unrealized gains and losses due to mark-to-market changes or foreign currency changes on specified mark-to-market property (assets only);
– include realized gains and losses on the disposition of specified mark-to-market property not already included in the accounting income, if the property is not a capital property or is a capital property disposed in the year or in a previous tax year ended after March 22, 2007.

"Specified mark-to-market property" is defined in subsection 54(1) of the Ontario Act.
These rules also apply to partnerships. A corporate partner's share of a partnership's adjusted income flows through on a proportionate basis to the corporate partner.

* **Rules for net income/loss**
– Banks must report net income/loss as per the report accepted by the Superintendent of Financial Institutions under the *federal Bank Act*, adjusted so consolidation and equity methods are not used.

Part 2 – Calculation of adjusted net income/loss for CMT purposes (continued)

- Life insurance corporations must report net income/loss as per the report accepted by the federal Superintendent of Financial Institutions or equivalent provincial insurance regulator, before SAT and adjusted so consolidation and equity methods are not used. If the life insurance corporation is resident in Canada and carries on business in and outside of Canada, multiply the net income/loss by the ratio of the Canadian reserve liabilities divided by the total reserve liability. The reserve liabilities are calculated in accordance with Regulation 2405(3) of the federal Act.
- Other corporations must report net income/loss in accordance with generally accepted accounting principles, except that consolidation and equity methods must not be used. When the equity method has been used for accounting purposes, equity losses and equity income are removed from book income/loss on lines 224 and 324 respectively.
- Corporations, other than insurance corporations, should report net income from line 9999 of the GIF1 (Schedule 125) on line 210.
- ** The share of the adjusted net income of a partnership or joint venture is calculated as if the partnership or joint venture were a corporation and the tax year of the partnership or joint venture were its fiscal period. For a corporation with an indirect interest in a partnership through one or more partnerships, determine the corporation's share according to clause 54(5)(c) of the Ontario Act.
- *** A joint election will be considered made under subsection 60(1) of the Ontario Act if there is an entry on line 342, and an election has been made for transfer of property to a corporation under subsection 85(1) of the federal Act.
- **** A joint election will be considered made under subsection 60(2) of the Ontario Act if there is an entry on line 344, and an election has been made under subsection 85(2) or 97(2) of the federal Act.
- ***** A joint election will be considered made under subsection 61(1) of the Ontario Act if there is an entry on line 346, and an election has been made under subsection 13(4) or 14(6) and/or section 44 of the federal Act.

For more information on how to complete this part, see the *T2 Corporation – Income Tax Guide*.

Part 3 – CMT payable

Adjusted net income for CMT purposes (line 490 in Part 2, if positive)	515		87,514,985	
Deduct:				
CMT loss available (amount R from Part 7)				
Minus: Adjustment for an acquisition of control *	518			
Adjusted CMT loss available				C
Net income subject to CMT calculation (if negative, enter "0")	520		87,514,985	
Amount from line 520	87,514,985	x	Number of days in the tax year before July 1, 2010	
			57	
			Number of days in the tax year	
		x		1
				4 % =
Amount from line 520	87,514,985	x	Number of days in the tax year after June 30, 2010	
			57	
			Number of days in the tax year	
		x		2
				2.7 % =
				2,362,905
Subtotal (amount 1 plus amount 2)				3
			2,362,905	
Gross CMT: amount on line 3 above x OAF **				540
				2,362,905
Deduct:				
Foreign tax credit for CMT purposes ***				550
CMT after foreign tax credit deduction (line 540 minus line 550) (if negative, enter "0")				2,362,905
				D
Deduct:				
Ontario corporate income tax payable before CMT credit (amount F6 from Schedule 5)				
Net CMT payable (if negative, enter "0")				2,362,905
				E

Enter amount E on line 278 of Schedule 5, *Tax Calculation Supplementary – Corporations*, and complete Part 4.

* Enter the portion of CMT loss available that exceeds the adjusted net income for the tax year from carrying on a business before the acquisition of control. See subsection 58(3) of the Ontario Act.

*** Enter "0" on line 550 for life insurance corporations as they are not eligible for this deduction. For all other corporations, enter the cumulative total of amount J for the province of Ontario from Part 9 of Schedule 21 on line 550.

**** Calculation of the Ontario allocation factor (OAF):**

If the provincial or territorial jurisdiction entered on line 750 of the T2 return is "Ontario," enter "1" on line F.

If the provincial or territorial jurisdiction entered on line 750 of the T2 return is "multiple," complete the following calculation, and enter the result on line F:

$$\frac{\text{Ontario taxable income ****}}{\text{Taxable income *****}} = \underline{\hspace{2cm}}$$

Ontario allocation factor 1.00000 F

**** Enter the amount allocated to Ontario from column F in Part 1 of Schedule 5. If the taxable income is nil, calculate the amount in column F as if the taxable income were \$1,000.

***** Enter the taxable income amount from line 360 or amount Z of the T2 return, whichever applies. If the taxable income is nil, enter "1,000".

Part 4 – Calculation of CMT credit carryforward

CMT credit carryforward at the end of the previous tax year *	199,901	G
Deduct:		
CMT credit expired *	600	
CMT credit carryforward at the beginning of the current tax year * (see note below)	199,901	620 199,901
Add:		
CMT credit carryforward balances transferred on an amalgamation or the windup of a subsidiary (see note below)	650	
CMT credit available for the tax year (amount on line 620 plus amount on line 650)		199,901 H
Deduct:		
CMT credit deducted in the current tax year (amount P from Part 5)		I
	Subtotal (amount H minus amount I)	199,901 J
Add:		
Net CMT payable (amount E from Part 3)	2,362,905	
SAT payable (amount O from Part 6 of Schedule 512)		
	Subtotal	2,362,905 K
CMT credit carryforward at the end of the tax year (amount plus amount K)	670	2,562,806 L

* For the first harmonized T2 return filed with a tax year that includes days in 2009:
 – do not enter an amount on line G or line 600;
 – for line 620, enter the amount from line 2336 of Ontario CT23 Schedule 101 *Corporate Minimum Tax (CMT)*, for the last tax year that ended in 2008.
 For other tax years, enter on line G the amount from line 670 of Schedule 510 from the previous tax year.

Note: If you entered an amount on line 620 or line 650, complete Part 6.

Part 5 – Calculation of CMT credit deducted from Ontario corporate income tax payable

CMT credit available for the tax year (amount H from Part 4)		199,901	M
Ontario corporate income tax payable before CMT credit (amount F6 from Schedule 5)			1
For a corporation that is not a life insurance corporation:			
CMT after foreign tax credit deduction (amount D from Part 3)	2,362,905		2
For a life insurance corporation:			
Gross CMT (line 540 from Part 3)			3
Gross SAT (line 460 from Part 6 of Schedule 512)			4
The greater of amounts 3 and 4			5
	Deduct: line 2 or line 5, whichever applies:	2,362,905	6
	Subtotal (if negative, enter "0")		N
Ontario corporate income tax payable before CMT credit (amount F6 from Schedule 5)			
Deduct:			
Total refundable tax credits excluding Ontario qualifying environmental trust tax credit (amount J6 minus line 450 from Schedule 5)		1,338,496	
	Subtotal (if negative, enter "0")		O
CMT credit deducted in the current tax year (least of amounts M, N, and O)			P

Enter amount P on line 418 of Schedule 5 and on line I in Part 4 of this schedule.

Is the corporation claiming a CMT credit earned before an acquisition of control? **675** 1 Yes 2 No

If you answered **yes** to the question at line 675, the CMT credit deducted in the current tax year may be restricted. For information on how the deduction may be restricted, see subsections 53(6) and (7) of the Ontario Act.

Part 6 – Analysis of CMT credit available for carryforward by year of origin

Complete this part if:

- the tax year includes January 1, 2009; or
- the previous tax year-end is deemed to be December 31, 2008, under subsection 249(3) of the federal Act.

Year of origin	CMT credit balance *
10th previous tax year	680
9th previous tax year	681
8th previous tax year	682
7th previous tax year	683
6th previous tax year	684
5th previous tax year	685
4th previous tax year	686
3rd previous tax year	687
2nd previous tax year	688
1st previous tax year	689
Total **	

* CMT credit that was earned (by the corporation, predecessors of the corporation, and subsidiaries wound up into the corporation) in each of the previous 10 tax years and has not been deducted.

**

Part 7 – Calculation of CMT loss carryforward

CMT loss carryforward at the end of the previous tax year * Q

Deduct:

CMT loss expired * **700**

CMT loss carryforward at the beginning of the tax year * (see note below) **720**

Add:

CMT loss transferred on an amalgamation under section 87 of the federal Act ** (see note below) **750**

CMT loss available (line 720 plus line 750) R

Deduct:

CMT loss deducted against adjusted net income for the tax year (lesser of line 490 (if positive) and line C in Part 3)
Subtotal (if negative, enter "0") S

Add:

Adjusted net loss for CMT purposes (amount from line 490 in Part 2, **if negative**) (enter as a positive amount) **760**

CMT loss carryforward balance at the end of the tax year (amount **plus** line 760) **770** T

- * For the first harmonized T2 return filed with a tax year that includes days in 2009:
 - do not enter an amount on line Q or line 700;
 - for line 720, enter the amount from line 2214 of Ontario CT23 Schedule 101 *Corporate Minimum Tax (CMT)*, for the last tax year that ended in 2008.

For other tax years, enter on line Q the amount from line 770 of Schedule 510 from the previous tax year.

** Do not include an amount from a predecessor corporation if it was controlled at any time before the amalgamation by any of the other predecessor corporations.

Note: If you entered an amount on line 720 or line 750, complete Part 8.

Part 8 – Analysis of CMT loss available for carryforward by year of origin

Complete this part if:

- the tax year includes January 1, 2009; or
- the previous tax year-end is deemed to be December 31, 2008, under subsection 249(3) of the federal Act.

Year of origin	Balance earned in a tax year ending before March 23, 2007 *	Balance earned in a tax year ending after March 22, 2007 **
10th previous tax year	810	820
9th previous tax year	811	821
8th previous tax year	812	822
7th previous tax year	813	823
6th previous tax year	814	824
5th previous tax year	815	825
4th previous tax year	816	826
3rd previous tax year	817	827
2nd previous tax year	818	828
1st previous tax year		829
Total ***		

* Adjusted net loss for CMT purposes that was earned (by the corporation, by subsidiaries wound up into or amalgamated with the corporation before March 22, 2007, and by other predecessors of the corporation) in each of the previous 10 tax years that ended before March 23, 2007, and has not been deducted.

** Adjusted net loss for CMT purposes that was earned (by the corporation and its predecessors, but not by a subsidiary predecessor) in each of the previous 20 tax years that ended after March 22, 2007, and has not been deducted.

*** The total of these two columns must equal the total of the amounts entered on lines 720 and 750.

**ONTARIO CORPORATE MINIMUM TAX – TOTAL ASSETS
AND REVENUE FOR ASSOCIATED CORPORATIONS**

Name of corporation HYDRO ONE NETWORKS INC.	Business Number 87086 5821 RC0001	Tax year-end Year Month Day 2015-12-31
--	--------------------------------------	--

- For use by corporations to report the total assets and total revenue of all the Canadian or foreign corporations with which the filing corporation was associated at any time during the tax year. These amounts are required to determine if the filing corporation is subject to corporate minimum tax.
- Total assets and total revenue include the associated corporation's share of any partnership(s)/joint venture(s) total assets and total revenue.
- Attach additional schedules if more space is required.
- File this schedule with the *T2 Corporation Income Tax Return*.

	Names of associated corporations	Business number (Canadian corporation only) (see Note 1)	Total assets*	Total revenue**
			(see Note 2)	(see Note 2)
	200	300	400	500
1	HYDRO ONE LIMITED	80512 9962 RC0001	0	0
2	HYDRO ONE INC.	86999 4731 RC0001	0	0
3	2486267 ONTARIO INC	80232 6124 RC0001	0	0
4	2486268 ONTARIO INC	80167 4078 RC0001	0	0
5	HYDRO ONE REMOTE COMMUNITIES INC.	87083 6269 RC0001	0	0
6	HYDRO ONE TELECOM INC.	86800 1066 RC0001	0	0
7	HYDRO ONE TELECOM LINK LIMITED	88786 7513 RC0001	0	0
8	MUNICIPAL BILLING SERVICES INC	87560 6519 RC0001	0	0
9	HYDRO ONE LAKE ERIE LINK MANAGEMENT INC	87892 1519 RC0002	0	0
10	1938454 ONTARIO INC.	86391 7795 RC0002	0	0
11	1943404 ONTARIO INC.	86248 6123 RC0002	0	0
12	B2M GP INC.	81838 1840 RC0001	0	0
13	HYDRO ONE B2M HOLDINGS INC	82217 7531 RC0001	0	0
14	HYDRO ONE B2M LP INC.	81838 2046 RC0001	0	0
15	NORFOLK ENERGY INC	86289 0399 RC0001	0	0
16	NORFOLK POWER DISTRIBUTION INC	86289 2593 RC0001	0	0
17	HALDIMAND COUNTY ENERGY INC	89076 2412 RC0001	0	0
18	HALDIMAND COUNTY HYDRO INC	89075 9814 RC0001	0	0
19	Woodstock Hydro Services Inc.	89909 5012 RC0001	0	0
20	1937672 ONTARIO INC.	81722 4561 RC0001	0	0
21	1937680 ONTARIO INC.	81930 4924 RC0001	0	0
22	1937681 ONTARIO INC.	81722 4363 RC0001	0	0
23	HYDRO ONE EAST WEST TIE INC.	80105 5880 RC0001	0	0
			450	550
		Total		

Enter the total assets from line 450 on line 116 in Part 1 of Schedule 510 *Ontario Corporate Minimum Tax*.
Enter the total revenue from line 550 on line 146 in Part 1 of Schedule 510.

Note 1: Enter "NR" if a corporation is not registered.

Note 2: If the associated corporation does not have a tax year that ends in the filing corporation's current tax year but was associated with the filing corporation in the previous tax year of the filing corporation, enter the total revenue and total assets from the tax year of the associated corporation that ends in the previous tax year of the filing corporation.

*** Rules for total assets**

- Report total assets in accordance with generally accepted accounting principles, adjusted so that consolidation and equity methods are not used.
- Include the associated corporation's share of the total assets of partnership(s) and joint venture(s) but exclude the recorded asset(s) for the investment in partnerships and joint ventures.
- Exclude unrealized gains and losses on assets that are included in net income for accounting purposes but not in income for corporate income tax purposes.

**** Rules for total revenue**

- Report total revenue in accordance with generally accepted accounting principles, adjusted so that consolidation and equity methods are not used.
- If the associated corporation has 2 or more tax years ending in the filing corporation's tax year, **multiply** the sum of the total revenue for each of those tax years by 365 and **divide** by the total number of days in all of those tax years.
- If the associated corporation's tax year is less than 51 weeks and is the only tax year of the associated corporation that ends in the filing corporation's tax year, **multiply** the associated corporation's total revenue by 365 and **divide** by the number of days in the associated corporation's tax year.
- Include the associated corporation's share of the total revenue of partnerships and joint ventures.
- If the partnership or joint venture has 2 or more fiscal periods ending in the associated corporation's tax year, **multiply** the sum of the total revenue for each of the fiscal periods by 365 and **divide** by the total number of days in all the fiscal periods.

ONTARIO CO-OPERATIVE EDUCATION TAX CREDIT

Name of corporation HYDRO ONE NETWORKS INC.	Business Number 87086 5821 RC0001	Tax year-end Year Month Day 2015-12-31
--	--------------------------------------	--

- Use this schedule to claim an Ontario co-operative education tax credit (CETC) under section 88 of the *Taxation Act, 2007* (Ontario).
- The CETC is a refundable tax credit that is equal to an eligible percentage (10% to 30%) of the eligible expenditures incurred by a corporation for a qualifying work placement. The maximum credit amount is \$1,000 for each qualifying work placement ending before March 27, 2009, and \$3,000 for each qualifying work placement beginning after March 26, 2009. For a qualifying work placement that straddles March 26, 2009, the maximum credit amount is prorated.
- Eligible expenditures are salaries and wages (including taxable benefits) paid or payable to a student in a qualifying work placement, or fees paid or payable to an employment agency for services performed by the student in a qualifying work placement. These expenditures must be paid on account of employment or services, as applicable, at a permanent establishment of the corporation in Ontario. Expenditures for a work placement (WP) are not eligible expenditures if they are greater than the amounts that would be paid to an arm's length employee.
- A WP must meet all of the following conditions to be a qualifying work placement:
 - the student performs employment duties for a corporation under a qualifying co-operative education program (QCEP);
 - the WP has been developed or approved by an eligible educational institution as a suitable learning situation;
 - the terms of the WP require the student to engage in productive work;
 - the WP is for a period of at least 10 consecutive weeks or, in the case of an internship program, not less than 8 consecutive months and not more than 16 consecutive months;
 - the student is paid for the work performed in the WP;
 - the corporation is required to supervise and evaluate the job performance of the student in the WP;
 - the institution monitors the student's performance in the WP; and
 - the institution has certified the WP as a qualifying work placement.
- Make sure you keep a copy of the letter of certification from the Ontario eligible educational institution containing the name of the student, the employer, the institution, the term of the WP, and the name/discipline of the QCEP to support the claim. Do not submit the letter of certification with the *T2 Corporation Income Tax Return*.
- File this schedule with the *T2 Corporation Income Tax Return*.

Part 1 – Corporate information

110 Name of person to contact for more information Glendy Cheung	120 Telephone number including area code (416) 345-6812
Is the claim filed for a CETC earned through a partnership?*	150 1 Yes <input type="checkbox"/> 2 No <input checked="" type="checkbox"/>
If you answered yes to the question at line 150, what is the name of the partnership?	160
Enter the percentage of the partnership's CETC allocated to the corporation	170 _____ %

* When a corporate member of a partnership is claiming an amount for eligible expenditures incurred by a partnership, complete a Schedule 550 for the partnership as if the partnership were a corporation. Each corporate partner, other than a limited partner, should file a separate Schedule 550 to claim the partner's share of the partnership's CETC. The allocated amounts can not exceed the amount of the partnership's CETC.

Part 2 – Eligibility

1. Did the corporation have a permanent establishment in Ontario in the tax year?	200 1 Yes <input checked="" type="checkbox"/> 2 No <input type="checkbox"/>
2. Was the corporation exempt from tax under Part III of the <i>Taxation Act, 2007</i> (Ontario)?	210 1 Yes <input type="checkbox"/> 2 No <input checked="" type="checkbox"/>

If you answered **no** to question 1 or **yes** to question 2, then the corporation is **not eligible** for the CETC.

Part 3 – Eligible percentage for determining the eligible amount

Corporation's salaries and wages paid in the previous tax year * **300** 843,179,826

For eligible expenditures incurred before March 27, 2009:

- If line 300 is \$400,000 or less, enter 15% on line 310.
- If line 300 is \$600,000 or more, enter 10% on line 310.
- If line 300 is more than \$400,000 and less than \$600,000, enter the percentage on line 310 using the following formula:

$$\text{Eligible percentage} = 15\% - \left[5\% \times \left(\frac{\text{amount on line 300} - \text{minus } \$400,000}{\$200,000} \right) \right]$$

Eligible percentage for determining the eligible amount **310** 10.000 %

For eligible expenditures incurred after March 26, 2009:

- If line 300 is \$400,000 or less, enter 30% on line 312.
- If line 300 is \$600,000 or more, enter 25% on line 312.
- If line 300 is more than \$400,000 and less than \$600,000, enter the percentage on line 312 using the following formula:

$$\text{Eligible percentage} = 30\% - \left[5\% \times \left(\frac{\text{amount on line 300} - \text{minus } \$400,000}{\$200,000} \right) \right]$$

Eligible percentage for determining the eligible amount **312** 25.000 %

* If this is the first tax year of an amalgamated corporation and subsection 88(9) of the *Taxation Act, 2007* (Ontario) applies, enter the salaries and wages paid in the previous tax year by the predecessor corporations.

Part 4 – Calculation of the Ontario co-operative education tax credit

Complete a separate entry for each student for each qualifying work placement that ended in the corporation's tax year. If a qualifying work placement would otherwise exceed four consecutive months, divide the WP into periods of four consecutive months and enter each full period of four consecutive months as a separate WP. If the WP does not divide equally into four-month periods and if the period that is less than 4 months is 10 or more consecutive weeks, then enter that period as a separate WP. If that period is less than 10 consecutive weeks, then include it with the WP for the last period of 4 consecutive months. Consecutive WPs with two or more associated corporations are deemed to be with only one corporation, as designated by the corporations.

	A Name of university, college, or other eligible educational institution 400	B Name of qualifying co-operative education program 405
1.		Business Economics
2.		Business Administration
3.		MBA
4.		Business Administration
5.		Business Administration
6.		Masters of Accounting
7.		Masters of Business Economics
8.		Masters of Accounting
9.		Network Technologies
10.		Business Administration
11.		Electrical Engineering Technology
12.		Electrical Engineering Technology
13.		Electrical Engineering Technology
14.		Electrical Engineering Technology
15.		Electrical Engineering Technology
16.		Electrical Engineering Technology
17.		Electrical Engineering Technology
18.		Electrical Engineering Technology
19.		Electrical Engineering Technician
20.		Electrical Engineering Technology
21.		Finance/Accounting
22.		Business Administration - Human Resources
23.		Computer Science/IT

A Name of university, college, or other eligible educational institution		B Name of qualifying co-operative education program
400		405
79.		Computer Science
80.		Electrical Engineering
81.		Electrical Engineering
82.		Electrical Engineering
83.		Electrical Engineering
84.		Electrical Engineering
85.		Accounting
86.		Civil Engineering
87.		Management and Marketing
88.		Engineering Science
89.		Electrical Engineering
90.		Electrical Engineering
91.		Electrical Engineering
92.		Electrical and Computer Engineering
93.		Electrical Engineering
94.		Management
95.		Management and Finance
96.		Linguistics
97.		Materials Science & Engineering
98.		Electrical Engineering
99.	Mechanical Engineering	
100.	Civil Engineering	
101.	Planning	
102.	Electrical Engineering	
103.	Electrical Engineering	
104.	Electrical Engineering	
105.	Electrical Engineering	
106.	Electrical Engineering	
107.	Planning	
108.	Electrical Engineering	
109.	Electrical Engineering	
110.	Electrical Engineering	
111.	Business Administration	
112.	Business Technology Management	

C Name of student		D Start date of WP (see note 1 below)	E End date of WP (see note 2 below)
410		430	435
1.		2015-09-01	2015-12-31
2.		2015-09-14	2015-12-31
3.		2015-09-01	2015-12-31
4.		2015-09-01	2015-12-31
5.		2015-08-24	2015-12-31
6.		2015-08-24	2015-12-31
7.		2015-09-01	2015-12-31
8.		2015-09-28	2015-12-31
9.		2015-09-01	2015-12-31
10.		2015-09-01	2015-12-31
11.		2015-09-08	2015-12-31
12.		2015-08-24	2015-12-31
13.		2015-10-15	2015-12-31
14.		2015-09-08	2015-12-18

	C Name of student	D Start date of WP (see note 1 below)	E End date of WP (see note 2 below)
	410	430	435
15.		2015-09-08	2015-12-18
16.		2015-09-08	2015-12-19
17.		2015-08-24	2015-12-31
18.		2015-09-08	2015-12-18
19.		2015-09-08	2015-12-18
20.		2015-09-08	2015-12-18
21.		2015-08-24	2015-12-31
22.		2015-08-24	2015-12-31
23.		2015-08-31	2015-12-31
24.		2015-09-08	2015-12-18
25.		2015-09-08	2015-12-18
26.		2015-08-24	2015-12-31
27.		2015-08-31	2015-12-31
28.		2015-09-08	2015-12-19
29.		2015-09-08	2015-12-18
30.		2015-09-08	2015-12-18
31.		2015-08-24	2015-12-31
32.		2015-09-08	2015-12-18
33.		2015-08-31	2015-12-31
34.		2015-09-10	2015-12-30
35.		2015-09-08	2015-12-24
36.		2015-09-10	2015-12-30
37.		2015-09-08	2015-12-19
38.		2015-10-15	2015-12-31
39.		2015-09-08	2015-12-18
40.		2015-08-31	2015-12-31
41.		2015-09-01	2015-12-31
42.		2015-09-01	2015-12-31
43.		2015-09-10	2015-12-31
44.		2015-09-01	2015-12-31
45.		2015-09-01	2015-12-31
46.		2015-09-01	2015-12-31
47.		2015-08-24	2015-12-31
48.		2015-09-01	2015-12-31
49.		2015-09-01	2015-12-23
50.		2015-08-04	2015-12-31
51.		2015-09-01	2015-12-31
52.		2015-09-01	2015-12-31
53.		2015-09-01	2015-12-31
54.		2015-09-01	2015-12-31
55.		2015-09-01	2015-12-31
56.		2015-09-01	2015-12-11
57.		2015-09-01	2015-12-31
58.		2015-09-01	2015-12-31
59.		2015-08-31	2015-12-31
60.		2015-09-01	2015-12-15
61.		2015-09-01	2015-12-31
62.		2015-09-01	2015-12-31
63.		2015-09-01	2015-12-31
64.		2015-09-01	2015-12-31
65.		2015-09-01	2015-12-18
66.		2015-09-01	2015-12-30
67.		2015-09-01	2015-12-15
68.		2015-09-08	2015-12-18

	C Name of student	D Start date of WP (see note 1 below)	E End date of WP (see note 2 below)
	410	430	435
69.		2015-09-01	2015-12-18
70.		2015-09-01	2015-12-24
71.		2015-09-01	2015-12-15
72.		2015-09-01	2015-12-18
73.		2015-09-01	2015-12-31
74.		2015-09-01	2015-12-31
75.		2015-09-01	2015-12-31
76.		2015-09-06	2015-12-31
77.		2015-09-01	2015-12-31
78.		2015-08-21	2015-12-31
79.		2015-09-01	2015-12-31
80.		2015-09-24	2015-12-19
81.		2015-09-01	2015-12-31
82.		2015-09-01	2015-12-29
83.		2015-09-01	2015-12-15
84.		2015-08-31	2015-12-18
85.		2015-09-01	2015-12-31
86.		2015-09-01	2015-12-31
87.		2015-09-01	2015-12-18
88.		2015-09-01	2015-12-31
89.		2015-09-01	2015-12-31
90.		2015-09-01	2015-12-31
91.		2015-09-01	2015-12-31
92.		2015-09-01	2015-12-31
93.		2015-09-01	2015-12-31
94.		2015-09-01	2015-12-31
95.		2015-09-01	2015-12-31
96.		2015-08-31	2015-12-31
97.		2015-09-01	2015-12-31
98.		2015-09-01	2015-12-31
99.		2015-09-01	2015-12-31
100.		2015-09-01	2015-12-31
101.		2015-08-17	2015-12-31
102.		2015-09-08	2015-12-24
103.		2015-09-01	2015-12-12
104.		2015-09-01	2015-12-19
105.		2015-09-08	2015-12-19
106.		2015-08-24	2015-12-24
107.		2015-09-01	2015-12-31
108.		2015-09-01	2015-12-31
109.		2015-09-08	2015-12-31
110.		2015-09-01	2015-12-15
111.		2015-09-01	2015-12-31
112.		2015-09-14	2015-12-31

Note 1: When the WP has been divided into separate periods because it exceeds four consecutive months, enter the start date for the separate WP.

Note 2: When the WP has been divided into separate periods because it exceeds four consecutive months, enter the end date for the separate WP.

Part 4 – Calculation of the Ontario co-operative education tax credit (continued)

	F1 Eligible expenditures before March 27, 2009 (see note 1 below)		F2 Eligible expenditures after March 26, 2009 (see note 1 below)		X Number of consecutive weeks of the WP completed by the student before March 27, 2009 (see note 3 below)	Y Total number of consecutive weeks of the student's WP (see note 3 below)
	█		█			
1.		10.000 %	20,346	25.000 %		16
2.		10.000 %	14,166	25.000 %		15
3.		10.000 %	19,627	25.000 %		16
4.		10.000 %	20,401	25.000 %		16
5.		10.000 %	22,646	25.000 %		18
6.		10.000 %	19,405	25.000 %		18
7.		10.000 %	21,292	25.000 %		16
8.		10.000 %	14,238	25.000 %		13
9.		10.000 %	16,959	25.000 %		16
10.		10.000 %	15,993	25.000 %		16
11.		10.000 %	13,651	25.000 %		15
12.		10.000 %	10,474	25.000 %		18
13.		10.000 %	6,917	25.000 %		10
14.		10.000 %	10,273	25.000 %		14
15.		10.000 %	13,011	25.000 %		14
16.		10.000 %	13,655	25.000 %		14
17.		10.000 %	14,945	25.000 %		18
18.		10.000 %	14,129	25.000 %		14
19.		10.000 %	11,326	25.000 %		14
20.		10.000 %	13,259	25.000 %		14
21.		10.000 %	15,267	25.000 %		18
22.		10.000 %	14,978	25.000 %		18
23.		10.000 %	14,526	25.000 %		17
24.		10.000 %	15,091	25.000 %		14
25.		10.000 %	11,134	25.000 %		14
26.		10.000 %	32,526	25.000 %		18
27.		10.000 %	13,941	25.000 %		17
28.		10.000 %	13,068	25.000 %		14
29.		10.000 %	13,011	25.000 %		14
30.		10.000 %	11,086	25.000 %		14
31.		10.000 %	15,267	25.000 %		18
32.		10.000 %	12,821	25.000 %		14
33.		10.000 %	15,891	25.000 %		17
34.		10.000 %	13,293	25.000 %		15
35.		10.000 %	13,628	25.000 %		14
36.		10.000 %	14,984	25.000 %		15
37.		10.000 %	14,227	25.000 %		14
38.		10.000 %	8,132	25.000 %		10
39.		10.000 %	10,734	25.000 %		14
40.		10.000 %	14,213	25.000 %		17
41.		10.000 %	16,446	25.000 %		16
42.		10.000 %	19,026	25.000 %		16
43.		10.000 %	15,879	25.000 %		15
44.		10.000 %	18,464	25.000 %		16
45.		10.000 %	20,473	25.000 %		16
46.		10.000 %	15,787	25.000 %		16
47.		10.000 %	19,242	25.000 %		18
48.		10.000 %	19,408	25.000 %		16
49.		10.000 %	18,201	25.000 %		15
50.		10.000 %	22,759	25.000 %		20
51.		10.000 %	19,099	25.000 %		16

	F1 Eligible expenditures before March 27, 2009 (see note 1 below)		F2 Eligible expenditures after March 26, 2009 (see note 1 below)		X Number of consecutive weeks of the WP completed by the student before March 27, 2009 (see note 3 below)	Y Total number of consecutive weeks of the student's WP (see note 3 below)
	█		452			
52.		10.000 %	18,400	25.000 %		16
53.		10.000 %	18,922	25.000 %		16
54.		10.000 %	22,428	25.000 %		16
55.		10.000 %	18,730	25.000 %		16
56.		10.000 %	19,644	25.000 %		14
57.		10.000 %	19,093	25.000 %		16
58.		10.000 %	19,153	25.000 %		16
59.		10.000 %	18,765	25.000 %		17
60.		10.000 %	21,411	25.000 %		14
61.		10.000 %	15,656	25.000 %		16
62.		10.000 %	18,477	25.000 %		16
63.		10.000 %	15,576	25.000 %		16
64.		10.000 %	18,232	25.000 %		16
65.		10.000 %	16,001	25.000 %		15
66.		10.000 %	15,573	25.000 %		16
67.		10.000 %	17,165	25.000 %		14
68.		10.000 %	13,871	25.000 %		14
69.		10.000 %	14,281	25.000 %		15
70.		10.000 %	16,215	25.000 %		15
71.		10.000 %	15,300	25.000 %		14
72.		10.000 %	16,405	25.000 %		15
73.		10.000 %	15,663	25.000 %		16
74.		10.000 %	16,533	25.000 %		16
75.		10.000 %	17,731	25.000 %		16
76.		10.000 %	16,814	25.000 %		16
77.		10.000 %	18,057	25.000 %		16
78.		10.000 %	19,487	25.000 %		18
79.		10.000 %	19,153	25.000 %		16
80.		10.000 %	13,895	25.000 %		12
81.		10.000 %	19,137	25.000 %		16
82.		10.000 %	15,962	25.000 %		16
83.		10.000 %	22,586	25.000 %		14
84.		10.000 %	20,168	25.000 %		16
85.		10.000 %	19,790	25.000 %		16
86.		10.000 %	18,477	25.000 %		16
87.		10.000 %	16,768	25.000 %		15
88.		10.000 %	18,434	25.000 %		16
89.		10.000 %	19,095	25.000 %		16
90.		10.000 %	18,129	25.000 %		16
91.		10.000 %	17,631	25.000 %		16
92.		10.000 %	19,838	25.000 %		16
93.		10.000 %	19,590	25.000 %		16
94.		10.000 %	19,318	25.000 %		16
95.		10.000 %	15,558	25.000 %		16
96.		10.000 %	15,772	25.000 %		17
97.		10.000 %	19,144	25.000 %		16
98.		10.000 %	16,335	25.000 %		16
99.		10.000 %	19,095	25.000 %		16
100.		10.000 %	14,473	25.000 %		16
101.		10.000 %	18,308	25.000 %		19
102.		10.000 %	19,168	25.000 %		14
103.		10.000 %	17,602	25.000 %		14
104.		10.000 %	15,816	25.000 %		15

	F1 Eligible expenditures before March 27, 2009 (see note 1 below) 450	Eligible percentage before March 27, 2009 (from line 310 in Part 3)	F2 Eligible expenditures after March 26, 2009 (see note 1 below) 452	Eligible percentage after March 26, 2009 (from line 310a in Part 3)	X Number of consecutive weeks of the WP completed by the student before March 27, 2009 (see note 3 below)	Y Total number of consecutive weeks of the student's WP (see note 3 below)
105.		10.000 %	17,869	25.000 %		14
106.		10.000 %	20,440	25.000 %		17
107.		10.000 %	21,173	25.000 %		16
108.		10.000 %	20,477	25.000 %		16
109.		10.000 %	16,814	25.000 %		15
110.		10.000 %	18,383	25.000 %		14
111.		10.000 %	17,373	25.000 %		16
112.		10.000 %	14,868	25.000 %		15

	G Eligible amount (eligible expenditures multiplied by eligible percentage) (see note 2 below) 460	H Maximum CETC per WP (see note 3 below) 462	I CETC on eligible expenditures (column G or H, whichever is less) 470	J CETC on repayment of government assistance (see note 4 below) 480	K CETC for each WP (column I or column J) 490
1.	5,087	3,000	3,000		3,000
2.	3,542	3,000	3,000		3,000
3.	4,907	3,000	3,000		3,000
4.	5,100	3,000	3,000		3,000
5.	5,662	3,000	3,000		3,000
6.	4,851	3,000	3,000		3,000
7.	5,323	3,000	3,000		3,000
8.	3,560	3,000	3,000		3,000
9.	4,240	3,000	3,000		3,000
10.	3,998	3,000	3,000		3,000
11.	3,413	3,000	3,000		3,000
12.	2,619	3,000	2,619		2,619
13.	1,729	3,000	1,729		1,729
14.	2,568	3,000	2,568		2,568
15.	3,253	3,000	3,000		3,000
16.	3,414	3,000	3,000		3,000
17.	3,736	3,000	3,000		3,000
18.	3,532	3,000	3,000		3,000
19.	2,832	3,000	2,832		2,832
20.	3,315	3,000	3,000		3,000
21.	3,817	3,000	3,000		3,000
22.	3,745	3,000	3,000		3,000
23.	3,632	3,000	3,000		3,000
24.	3,773	3,000	3,000		3,000
25.	2,784	3,000	2,784		2,784
26.	8,132	3,000	3,000		3,000
27.	3,485	3,000	3,000		3,000
28.	3,267	3,000	3,000		3,000
29.	3,253	3,000	3,000		3,000
30.	2,772	3,000	2,772		2,772
31.	3,817	3,000	3,000		3,000
32.	3,205	3,000	3,000		3,000
33.	3,973	3,000	3,000		3,000
34.	3,323	3,000	3,000		3,000
35.	3,407	3,000	3,000		3,000
36.	3,746	3,000	3,000		3,000
37.	3,557	3,000	3,000		3,000
38.	2,033	3,000	2,033		2,033

	G Eligible amount (eligible expenditures multiplied by eligible percentage) (see note 2 below) 460	H Maximum CETC per WP (see note 3 below) 462	I CETC on eligible expenditures (column G or H, whichever is less) 470	J CETC on repayment of government assistance (see note 4 below) 480	K CETC for each WP (column I or column J) 490
39.	2,684	3,000	2,684		2,684
40.	3,553	3,000	3,000		3,000
41.	4,112	3,000	3,000		3,000
42.	4,757	3,000	3,000		3,000
43.	3,970	3,000	3,000		3,000
44.	4,616	3,000	3,000		3,000
45.	5,118	3,000	3,000		3,000
46.	3,947	3,000	3,000		3,000
47.	4,811	3,000	3,000		3,000
48.	4,852	3,000	3,000		3,000
49.	4,550	3,000	3,000		3,000
50.	5,690	3,000	3,000		3,000
51.	4,775	3,000	3,000		3,000
52.	4,600	3,000	3,000		3,000
53.	4,731	3,000	3,000		3,000
54.	5,607	3,000	3,000		3,000
55.	4,683	3,000	3,000		3,000
56.	4,911	3,000	3,000		3,000
57.	4,773	3,000	3,000		3,000
58.	4,788	3,000	3,000		3,000
59.	4,691	3,000	3,000		3,000
60.	5,353	3,000	3,000		3,000
61.	3,914	3,000	3,000		3,000
62.	4,619	3,000	3,000		3,000
63.	3,894	3,000	3,000		3,000
64.	4,558	3,000	3,000		3,000
65.	4,000	3,000	3,000		3,000
66.	3,893	3,000	3,000		3,000
67.	4,291	3,000	3,000		3,000
68.	3,468	3,000	3,000		3,000
69.	3,570	3,000	3,000		3,000
70.	4,054	3,000	3,000		3,000
71.	3,825	3,000	3,000		3,000
72.	4,101	3,000	3,000		3,000
73.	3,916	3,000	3,000		3,000
74.	4,133	3,000	3,000		3,000
75.	4,433	3,000	3,000		3,000
76.	4,204	3,000	3,000		3,000
77.	4,514	3,000	3,000		3,000
78.	4,872	3,000	3,000		3,000
79.	4,788	3,000	3,000		3,000
80.	3,474	3,000	3,000		3,000
81.	4,784	3,000	3,000		3,000
82.	3,991	3,000	3,000		3,000
83.	5,647	3,000	3,000		3,000
84.	5,042	3,000	3,000		3,000
85.	4,948	3,000	3,000		3,000
86.	4,619	3,000	3,000		3,000
87.	4,192	3,000	3,000		3,000
88.	4,609	3,000	3,000		3,000
89.	4,774	3,000	3,000		3,000
90.	4,532	3,000	3,000		3,000
91.	4,408	3,000	3,000		3,000

	G Eligible amount (eligible expenditures multiplied by eligible percentage) (see note 2 below) 460	H Maximum CETC per WP (see note 3 below) 462	I CETC on eligible expenditures (column G or H, whichever is less) 470	J CETC on repayment of government assistance (see note 4 below) 480	K CETC for each WP (column I or column J) 490
92.	4,960	3,000	3,000		3,000
93.	4,898	3,000	3,000		3,000
94.	4,830	3,000	3,000		3,000
95.	3,890	3,000	3,000		3,000
96.	3,943	3,000	3,000		3,000
97.	4,786	3,000	3,000		3,000
98.	4,084	3,000	3,000		3,000
99.	4,774	3,000	3,000		3,000
100.	3,618	3,000	3,000		3,000
101.	4,577	3,000	3,000		3,000
102.	4,792	3,000	3,000		3,000
103.	4,401	3,000	3,000		3,000
104.	3,954	3,000	3,000		3,000
105.	4,467	3,000	3,000		3,000
106.	5,110	3,000	3,000		3,000
107.	5,293	3,000	3,000		3,000
108.	5,119	3,000	3,000		3,000
109.	4,204	3,000	3,000		3,000
110.	4,596	3,000	3,000		3,000
111.	4,343	3,000	3,000		3,000
112.	3,717	3,000	3,000		3,000
Ontario co-operative education tax credit (total of amounts in column K) 500					332,021 L

or, if the corporation answered **yes** at line 150 in Part 1, determine the partner's share of amount L:

Amount L _____ x percentage on line 170 in Part 1 _____ % = **M**

Enter amount L or M, whichever applies, on line 452 of Schedule 5 *Tax Calculation Supplementary – Corporations*. If you are filing more than one Schedule 550, add the amounts from line L or M, whichever applies, on all the schedules and enter the total amount on line 452 of Schedule 5.

Note 1: Reduce eligible expenditures by all government assistance, as defined under subsection 88(21) of the *Taxation Act, 2007* (Ontario), that the corporation has received, is entitled to receive, or may reasonably expect to receive, for the eligible expenditures, on or before the filing due date of the *T2 Corporation Income Tax Return* for the tax year.

Note 2: Calculate the eligible amount (Column G) using the following formula:

$$\text{Column G} = (\text{column F1} \times \text{percentage on line 310}) + (\text{column F2} \times \text{percentage on line 312})$$

Note 3: If the WP ends before March 27, 2009, the maximum credit amount for the WP is \$1,000.

If the WP begins after March 26, 2009, the maximum credit amount for the WP is \$3,000.

If the WP begins before March 27, 2009, and ends after March 26, 2009, calculate the maximum credit amount using the following formula:

$$(\$1,000 \times X/Y) + [\$3,000 \times (Y - X)/Y]$$

where "X" is the number of consecutive weeks of the WP completed by the student before March 27, 2009, and "Y" is the total number of consecutive weeks of the student's WP.

Note 4: When claiming a CETC for repayment of government assistance, complete **separate entry** for each repayment and complete columns A to E and J and K with the details for the previous year WP in which the government assistance was received. Include the amount of government assistance repaid in the tax year multiplied by the eligible percentage for the tax year in which the government assistance was received, to the extent that the government assistance reduced the CETC in that tax year.

Ontario Apprenticeship Training Tax Credit

Corporation's name HYDRO ONE NETWORKS INC.	Business number 87086 5821 RC0001	Tax year-end Year Month Day 2015-12-31
---	--	--

- Use this schedule to claim an Ontario apprenticeship training tax credit (ATTC) under section 89 of the *Taxation Act, 2007* (Ontario).
- The ATTC is a refundable tax credit that is equal to a specified percentage (25% to 45%) of the eligible expenditures incurred by a corporation for a qualifying apprenticeship. For eligible expenditures incurred after March 26, 2009 for an apprenticeship program that began before April 24, 2015, the maximum credit for each qualifying apprenticeship is \$10,000 per year to a maximum credit of \$40,000 over the first 48-month period of the qualifying apprenticeship. For an apprenticeship program that began after April 23, 2015, the maximum credit for each qualifying apprenticeship is \$5,000 per year to a maximum credit of \$15,000 over the first 36-month period of the qualifying apprenticeship.
- Eligible expenditures are salaries and wages (including taxable benefits) paid to an apprentice in a qualifying apprenticeship or fees paid to an employment agency for the provision of services performed by the apprentice in a qualifying apprenticeship. These expenditures must be:
 - paid on account of employment or services, as applicable, at a permanent establishment of the corporation in Ontario;
 - for services provided by the apprentice during the first 48 months of the apprenticeship program, if an apprenticeship program began before April 24, 2015; and
 - for services provided by the apprentice during the first 36 months of the apprenticeship program, if an apprenticeship program began after April 23, 2015.
- An expenditure is not eligible for an ATTC if:
 - the same expenditure was used, or will be used, to claim a co-operative education tax credit; or
 - it is more than an amount that would be paid to an arm's length apprentice.
- An apprenticeship must meet the following conditions to be a qualifying apprenticeship:
 - the apprenticeship is in a qualifying skilled trade approved by the Ministry of Training, Colleges and Universities (Ontario) or a person designated by him or her; and
 - the corporation and the apprentice must be participating in an apprenticeship program in which the training agreement has been registered under the *Ontario College of Trades and Apprenticeship Act, 2009*, or the *Apprenticeship and Certification Act, 1998*, or in which the contract of apprenticeship has been registered under the *Trades Qualification and Apprenticeship Act*.
- Do not submit the training agreement or contract of apprenticeship with your *T2 Corporation Income Tax Return*. Keep a copy of the training agreement or contract of apprenticeship to support your claim.
- File this schedule with your *T2 Corporation Income Tax Return*.

Part 1 – Corporate information

110 Name of person to contact for more information Glendy Cheung	120 Telephone number (416) 345-6812
Is the claim filed for an ATTC earned through a partnership? *	150 1 Yes <input type="checkbox"/> 2 No <input checked="" type="checkbox"/>
If you answered yes to the question at line 150, what is the name of the partnership?	160 _____
Enter the percentage of the partnership's ATTC allocated to the corporation	170 _____ %

* When a corporate member of a partnership is claiming an amount for eligible expenditures incurred by a partnership, complete a Schedule 552 for the partnership as if the partnership were a corporation. Each corporate partner, other than a limited partner, should file a separate Schedule 552 to claim the partner's share of the partnership's ATTC. The total of the partners' allocated amounts can never exceed the amount of the partnership's ATTC.

Part 2 – Eligibility

1. Did the corporation have a permanent establishment in Ontario in the tax year?	200 1 Yes <input checked="" type="checkbox"/> 2 No <input type="checkbox"/>
2. Was the corporation exempt from tax under Part III of the <i>Taxation Act, 2007</i> (Ontario)?	210 1 Yes <input type="checkbox"/> 2 No <input checked="" type="checkbox"/>

If you answered **no** to question 1 or **yes** to question 2, then you are **not eligible** for the ATTC.

Part 3 – Specified percentage

Corporation's salaries and wages paid in the previous tax year * **300** 843,179,826

For eligible expenditures incurred after March 26, 2009 for an apprenticeship program that began before April 24, 2015:

- If line 300 is \$400,000 or less, enter 45% on line 312.
- If line 300 is \$600,000 or more, enter 35% on line 312.
- If line 300 is more than \$400,000 and less than \$600,000, enter the percentage on line 312 using the following formula:

$$\text{Specified percentage} = 45\% - \left[10\% \times \left(\frac{\text{amount on line 300} - 400,000}{200,000} \right) \right]$$

Specified percentage **312** 35.000 %

For eligible expenditures incurred for an apprenticeship program that began after April 23, 2015:

- If line 300 is \$400,000 or less, enter 30% on line 314.
- If line 300 is \$600,000 or more, enter 25% on line 314.
- If line 300 is more than \$400,000 and less than \$600,000, enter the percentage on line 314 using the following formula:

$$\text{Specified percentage} = 30\% - \left[5\% \times \left(\frac{\text{amount on line 300} - 400,000}{200,000} \right) \right]$$

Specified percentage **314** 25.000 %

* If this is the first tax year of an amalgamated corporation and subsection 89(6) of the *Taxation Act, 2007* (Ontario) applies, enter salaries and wages paid in the previous tax year by the predecessor corporations.

Part 4 – Ontario apprenticeship training tax credit

Complete a **separate entry** for each apprentice for each qualifying apprenticeship with the corporation. When claiming an ATTC for repayment of government assistance, complete a **separate entry** for each repayment, and complete columns A to G and M and N with the details for the employment period in the previous tax year in which the government assistance was received.

	A Trade code	B Apprenticeship program/trade name	C Name of apprentice
	400	405	410
1.	434a	Powerline Technician	
2.	434a	Powerline Technician	
3.	434a	Powerline Technician	
4.	434a	Powerline Technician	
5.	434a	Powerline Technician	
6.	434a	Powerline Technician	
7.	434a	Powerline Technician	
8.	434a	Powerline Technician	
9.	434a	Powerline Technician	
10.	434a	Powerline Technician	
11.	434a	Powerline Technician	
12.	434a	Powerline Technician	
13.	434a	Powerline Technician	
14.	434a	Powerline Technician	
15.	434a	Powerline Technician	
16.	434a	Powerline Technician	
17.	309a	Electrician-Construction and Maintenance	
18.	309a	Electrician-Construction and Maintenance	
19.	434a	Powerline Technician	
20.	434a	Powerline Technician	
21.	434a	Powerline Technician	
22.	434a	Powerline Technician	
23.	434a	Powerline Technician	
24.	434a	Powerline Technician	
25.	434a	Powerline Technician	
26.	434a	Powerline Technician	
27.	434a	Powerline Technician	

A Trade code	B Apprenticeship program/trade name	C Name of apprentice
400	405	410
28.	434a Powerline Technician	
29.	434a Powerline Technician	
30.	434a Powerline Technician	
31.	434a Powerline Technician	
32.	434a Powerline Technician	
33.	434a Powerline Technician	
34.	434a Powerline Technician	
35.	309a Electrician-Construction and Maintenance	
36.	309a Electrician-Construction and Maintenance	
37.	309a Electrician-Construction and Maintenance	
38.	309a Electrician-Construction and Maintenance	
39.	309a Electrician-Construction and Maintenance	
40.	309a Electrician-Construction and Maintenance	
41.	309a Electrician-Construction and Maintenance	
42.	309a Electrician-Construction and Maintenance	
43.	309a Electrician-Construction and Maintenance	
44.	434a Powerline Technician	
45.	434a Powerline Technician	
46.	434a Powerline Technician	
47.	434a Powerline Technician	
48.	444B Utility Arborist	
49.	444B Utility Arborist	
50.	444B Utility Arborist	
51.	444B Utility Arborist	
52.	444B Utility Arborist	
53.	434a Powerline Technician	
54.	434a Powerline Technician	
55.	434a Powerline Technician	
56.	434a Powerline Technician	
57.	434a Powerline Technician	
58.	434a Powerline Technician	
59.	434a Powerline Technician	
60.	434a Powerline Technician	
61.	434a Powerline Technician	
62.	434a Powerline Technician	
63.	434a Powerline Technician	
64.	434a Powerline Technician	
65.	434a Powerline Technician	
66.	434a Powerline Technician	
67.	434a Powerline Technician	
68.	434a Powerline Technician	
69.	434a Powerline Technician	
70.	434a Powerline Technician	
71.	310t Truck And Coach Technician	
72.	309a Electrician-Construction and Maintenance	
73.	309a Electrician-Construction and Maintenance	
74.	309a Electrician-Construction and Maintenance	
75.	444B Utility Arborist	
76.	444B Utility Arborist	
77.	444B Utility Arborist	
78.	444B Utility Arborist	
79.	444B Utility Arborist	
80.	444B Utility Arborist	
81.	444B Utility Arborist	
82.	309a Electrician-Construction and Maintenance	

	A Trade code	B Apprenticeship program/trade name	C Name of apprentice
	400	405	410
83.	309a	Electrician-Construction and Maintenance	
84.	309a	Electrician-Construction and Maintenance	
85.	309a	Electrician-Construction and Maintenance	
86.	309a	Electrician-Construction and Maintenance	
87.	309a	Electrician-Construction and Maintenance	
88.	309a	Electrician-Construction and Maintenance	
89.	309a	Electrician-Construction and Maintenance	
90.	309a	Electrician-Construction and Maintenance	
91.	309a	Electrician-Construction and Maintenance	
92.	309a	Electrician-Construction and Maintenance	
93.	434a	Powerline Technician	
94.	434a	Powerline Technician	
95.	434a	Powerline Technician	
96.	434a	Powerline Technician	
97.	434a	Powerline Technician	
98.	434a	Powerline Technician	
99.	434a	Powerline Technician	
100.	434a	Powerline Technician	
101.	434a	Powerline Technician	
102.	434a	Powerline Technician	
103.	434a	Powerline Technician	
104.	434a	Powerline Technician	
105.	434a	Powerline Technician	
106.	434a	Powerline Technician	
107.	434a	Powerline Technician	
108.	434a	Powerline Technician	
109.	434a	Powerline Technician	
110.	434a	Powerline Technician	
111.	434a	Powerline Technician	
112.	434a	Powerline Technician	
113.	434a	Powerline Technician	
114.	434a	Powerline Technician	
115.	434a	Powerline Technician	
116.	434a	Powerline Technician	
117.	434a	Powerline Technician	
118.	434a	Powerline Technician	
119.	434a	Powerline Technician	
120.	434a	Powerline Technician	
121.	434a	Powerline Technician	
122.	434a	Powerline Technician	
123.	434a	Powerline Technician	
124.	434a	Powerline Technician	
125.	434a	Powerline Technician	
126.	434a	Powerline Technician	
127.	434a	Powerline Technician	
128.	434a	Powerline Technician	
129.	434a	Powerline Technician	
130.	434a	Powerline Technician	
131.	434a	Powerline Technician	
132.	434a	Powerline Technician	
133.	434a	Powerline Technician	
134.	434a	Powerline Technician	
135.	434a	Powerline Technician	
136.	434a	Powerline Technician	
137.	434a	Powerline Technician	

A Trade code 400	B Apprenticeship program/trade name 405	C Name of apprentice 410
138.	434a Powerline Technician	
139.	434a Powerline Technician	
140.	434a Powerline Technician	
141.	434a Powerline Technician	
142.	434a Powerline Technician	
143.	434a Powerline Technician	
144.	434a Powerline Technician	
145.	434a Powerline Technician	
146.	434a Powerline Technician	
147.	434a Powerline Technician	
148.	434a Powerline Technician	
149.	434a Powerline Technician	
150.	434a Powerline Technician	
151.	434a Powerline Technician	
152.	434a Powerline Technician	
153.	434a Powerline Technician	
154.	444B Utility Arborist	
155.	444B Utility Arborist	
156.	444B Utility Arborist	
157.	444B Utility Arborist	
158.	444B Utility Arborist	
159.	444B Utility Arborist	
160.	444B Utility Arborist	
161.	444B Utility Arborist	
162.	444B Utility Arborist	
163.	444B Utility Arborist	
164.	444B Utility Arborist	
165.	434a Powerline Technician	
166.	434a Powerline Technician	
167.	434a Powerline Technician	
168.	434a Powerline Technician	
169.	434a Powerline Technician	
170.	434a Powerline Technician	
171.	434a Powerline Technician	
172.	434a Powerline Technician	
173.	434a Powerline Technician	
174.	434a Powerline Technician	
175.	434a Powerline Technician	
176.	434a Powerline Technician	
177.	434a Powerline Technician	
178.	434a Powerline Technician	
179.	434a Powerline Technician	
180.	434a Powerline Technician	
181.	309a Electrician-Construction and Maintenance	
182.	309a Electrician-Construction and Maintenance	
183.	309a Electrician-Construction and Maintenance	
184.	309a Electrician-Construction and Maintenance	
185.	309a Electrician-Construction and Maintenance	
186.	309a Electrician-Construction and Maintenance	
187.	309a Electrician-Construction and Maintenance	
188.	309a Electrician-Construction and Maintenance	
189.	309a Electrician-Construction and Maintenance	
190.	309a Electrician-Construction and Maintenance	
191.	434a Powerline Technician	
192.	434a Powerline Technician	

	A Trade code	B Apprenticeship program/trade name	C Name of apprentice
	400	405	410
193.	434a	Powerline Technician	
194.	309a	Electrician-Construction and Maintenance	
195.	309a	Electrician-Construction and Maintenance	
196.	309a	Electrician-Construction and Maintenance	
197.	309a	Electrician-Construction and Maintenance	
198.	309a	Electrician-Construction and Maintenance	
199.	309a	Electrician-Construction and Maintenance	
200.	309a	Electrician-Construction and Maintenance	
201.	309a	Electrician-Construction and Maintenance	
202.	309a	Electrician-Construction and Maintenance	
203.	309a	Electrician-Construction and Maintenance	
204.	309a	Electrician-Construction and Maintenance	
205.	309a	Electrician-Construction and Maintenance	
206.	309a	Electrician-Construction and Maintenance	
207.	309a	Electrician-Construction and Maintenance	
208.	434a	Powerline Technician	
209.	434a	Powerline Technician	
210.	433a	Industrial Mechanic (Millwright)	
211.	433a	Industrial Mechanic (Millwright)	
212.	433a	Industrial Mechanic (Millwright)	
213.	433a	Industrial Mechanic (Millwright)	
214.	309a	Electrician-Construction and Maintenance	
215.	309a	Electrician-Construction and Maintenance	
216.	309a	Electrician-Construction and Maintenance	
217.	444B	Utility Arborist	
218.	444B	Utility Arborist	
219.	444B	Utility Arborist	
220.	444B	Utility Arborist	
221.	444B	Utility Arborist	
222.	444B	Utility Arborist	
223.	444B	Utility Arborist	
224.	444B	Utility Arborist	
225.	309a	Electrician-Construction and Maintenance	
226.	309a	Electrician-Construction and Maintenance	
227.	309a	Electrician-Construction and Maintenance	
228.	434a	Powerline Technician	
229.	434a	Powerline Technician	
230.	434a	Powerline Technician	
231.	434a	Powerline Technician	
232.	434a	Powerline Technician	
233.	434a	Powerline Technician	
234.	434a	Powerline Technician	
235.	434a	Powerline Technician	
236.	434a	Powerline Technician	
237.	434a	Powerline Technician	
238.	434a	Powerline Technician	
239.	434a	Powerline Technician	
240.	434a	Powerline Technician	
241.	434a	Powerline Technician	
242.	434a	Powerline Technician	
243.	434a	Powerline Technician	
244.	434a	Powerline Technician	
245.	309a	Electrician-Construction and Maintenance	
246.	309a	Electrician-Construction and Maintenance	
247.	403a	General Carpenter	

A Trade code 400	B Apprenticeship program/trade name 405	C Name of apprentice 410
248.	403a General Carpenter	
249.	444B Utility Arborist	
250.	444B Utility Arborist	
251.	444B Utility Arborist	
252.	444B Utility Arborist	
253.	444B Utility Arborist	
254.	444B Utility Arborist	
255.	444B Utility Arborist	
256.	444B Utility Arborist	
257.	444B Utility Arborist	
258.	444B Utility Arborist	
259.	444B Utility Arborist	
260.	444B Utility Arborist	
261.	444B Utility Arborist	
262.	309a Electrician-Construction and Maintenance	
263.	309a Electrician-Construction and Maintenance	
264.	309a Electrician-Construction and Maintenance	
265.	309a Electrician-Construction and Maintenance	
266.	309a Electrician-Construction and Maintenance	
267.	434a Powerline Technician	
268.	309a Electrician-Construction and Maintenance	
269.	309a Electrician-Construction and Maintenance	
270.	309a Electrician-Construction and Maintenance	
271.	309a Electrician-Construction and Maintenance	
272.	309a Electrician-Construction and Maintenance	
273.	309a Electrician-Construction and Maintenance	
274.	309a Electrician-Construction and Maintenance	
275.	403a General Carpenter	
276.	310t Truck And Coach Technician	
277.	310t Truck And Coach Technician	
278.	310t Truck And Coach Technician	
279.	310t Truck And Coach Technician	
280.	310t Truck And Coach Technician	
281.	310t Truck And Coach Technician	
282.	310t Truck And Coach Technician	
283.	434a Powerline Technician	
284.	434a Powerline Technician	
285.	434a Powerline Technician	
286.	434a Powerline Technician	
287.	434a Powerline Technician	
288.	434a Powerline Technician	
289.	434a Powerline Technician	
290.	434a Powerline Technician	
291.	434a Powerline Technician	
292.	434a Powerline Technician	
293.	434a Powerline Technician	
294.	434a Powerline Technician	
295.	434a Powerline Technician	
296.	434a Powerline Technician	
297.	309a Electrician-Construction and Maintenance	
298.	309a Electrician-Construction and Maintenance	
299.	403a General Carpenter	
300.	309a Electrician-Construction and Maintenance	
301.	309a Electrician-Construction and Maintenance	
302.	434a Powerline Technician	

	A Trade code	B Apprenticeship program/trade name	C Name of apprentice
	400	405	410
303.	434a	Powerline Technician	
304.	434a	Powerline Technician	
305.	434a	Powerline Technician	
306.	434a	Powerline Technician	
307.	434a	Powerline Technician	
308.	434a	Powerline Technician	
309.	434a	Powerline Technician	
310.	434a	Powerline Technician	
311.	434a	Powerline Technician	
312.	434a	Powerline Technician	
313.	434a	Powerline Technician	
314.	434a	Powerline Technician	
315.	434a	Powerline Technician	
316.	434a	Powerline Technician	
317.	434a	Powerline Technician	
318.	434a	Powerline Technician	
319.	309a	Electrician-Construction and Maintenance	
320.	309a	Electrician-Construction and Maintenance	
321.	309a	Electrician-Construction and Maintenance	
322.	309a	Electrician-Construction and Maintenance	
323.	309a	Electrician-Construction and Maintenance	
324.	309a	Electrician-Construction and Maintenance	
325.	434a	Powerline Technician	
326.	434a	Powerline Technician	
327.	434a	Powerline Technician	
328.	434a	Powerline Technician	
329.	434a	Powerline Technician	
330.	434a	Powerline Technician	
331.	434a	Powerline Technician	
332.	434a	Powerline Technician	
333.	434a	Powerline Technician	
334.	434a	Powerline Technician	
335.	434a	Powerline Technician	
336.	434a	Powerline Technician	
337.	434a	Powerline Technician	
338.	434a	Powerline Technician	
339.	434a	Powerline Technician	
340.	434a	Powerline Technician	
341.	434a	Powerline Technician	
342.	434a	Powerline Technician	
343.	444B	Utility Arborist	
344.	444B	Utility Arborist	
345.	444B	Utility Arborist	
346.	444B	Utility Arborist	
347.	444B	Utility Arborist	
348.	444B	Utility Arborist	
349.	444B	Utility Arborist	
350.	444B	Utility Arborist	
351.	444B	Utility Arborist	
352.	444B	Utility Arborist	
353.	444B	Utility Arborist	
354.	444B	Utility Arborist	
355.	309a	Electrician-Construction and Maintenance	
356.	434a	Powerline Technician	
357.	434a	Powerline Technician	

A Trade code 400	B Apprenticeship program/trade name 405	C Name of apprentice 410
358.	309a Electrician-Construction and Maintenance	
359.	309a Electrician-Construction and Maintenance	
360.	309a Electrician-Construction and Maintenance	
361.	309a Electrician-Construction and Maintenance	
362.	309a Electrician-Construction and Maintenance	
363.	434a Powerline Technician	
364.	434a Powerline Technician	
365.	434a Powerline Technician	
366.	434a Powerline Technician	
367.	434a Powerline Technician	
368.	434a Powerline Technician	
369.	434a Powerline Technician	
370.	434a Powerline Technician	
371.	434a Powerline Technician	
372.	434a Powerline Technician	
373.	434a Powerline Technician	
374.	434a Powerline Technician	
375.	309a Electrician-Construction and Maintenance	
376.	444B Utility Arborist	
377.	444B Utility Arborist	
378.	444B Utility Arborist	
379.	444B Utility Arborist	
380.	444B Utility Arborist	
381.	444B Utility Arborist	
382.	444B Utility Arborist	
383.	444B Utility Arborist	
384.	444B Utility Arborist	
385.	444B Utility Arborist	
386.	444B Utility Arborist	
387.	444B Utility Arborist	
388.	434a Powerline Technician	
389.	434a Powerline Technician	
390.	434a Powerline Technician	
391.	434a Powerline Technician	
392.	434a Powerline Technician	
393.	434a Powerline Technician	
394.	434a Powerline Technician	
395.	434a Powerline Technician	
396.	434a Powerline Technician	
397.	434a Powerline Technician	
398.	434a Powerline Technician	
399.	434a Powerline Technician	
400.	434a Powerline Technician	
401.	434a Powerline Technician	
402.	434a Powerline Technician	
403.	434a Powerline Technician	
404.	434a Powerline Technician	
405.	309a Electrician-Construction and Maintenance	
406.	309a Electrician-Construction and Maintenance	
407.	309a Electrician-Construction and Maintenance	
408.	434a Powerline Technician	
409.	434a Powerline Technician	
410.	434a Powerline Technician	
411.	434a Powerline Technician	
412.	434a Powerline Technician	

A Trade code 400	B Apprenticeship program/trade name 405	C Name of apprentice 410
413.	434a Powerline Technician	
414.	434a Powerline Technician	
415.	434a Powerline Technician	
416.	434a Powerline Technician	
417.	434a Powerline Technician	
418.	434a Powerline Technician	
419.	434a Powerline Technician	
420.	434a Powerline Technician	
421.	434a Powerline Technician	
422.	434a Powerline Technician	
423.	434a Powerline Technician	
424.	444B Utility Arborist	
425.	444B Utility Arborist	
426.	444B Utility Arborist	
427.	444B Utility Arborist	
428.	444B Utility Arborist	
429.	444B Utility Arborist	
430.	444B Utility Arborist	
431.	444B Utility Arborist	
432.	444B Utility Arborist	
433.	444B Utility Arborist	
434.	444B Utility Arborist	
435.	309a Electrician-Construction and Maintenance	
436.	309a Electrician-Construction and Maintenance	
437.	309a Electrician-Construction and Maintenance	
438.	309a Electrician-Construction and Maintenance	
439.	309a Electrician-Construction and Maintenance	
440.	309a Electrician-Construction and Maintenance	
441.	309a Electrician-Construction and Maintenance	
442.	309a Electrician-Construction and Maintenance	
443.	309a Electrician-Construction and Maintenance	
444.	309a Electrician-Construction and Maintenance	
445.	309a Electrician-Construction and Maintenance	
446.	309a Electrician-Construction and Maintenance	
447.	309a Electrician-Construction and Maintenance	
448.	309a Electrician-Construction and Maintenance	
449.	309a Electrician-Construction and Maintenance	
450.	309a Electrician-Construction and Maintenance	
451.	444B Utility Arborist	
452.	444B Utility Arborist	
453.	444B Utility Arborist	
454.	444B Utility Arborist	
455.	444B Utility Arborist	
456.	444B Utility Arborist	
457.	444B Utility Arborist	
458.	444B Utility Arborist	
459.	444B Utility Arborist	
460.	444B Utility Arborist	
461.	444B Utility Arborist	
462.	444B Utility Arborist	
463.	309a Electrician-Construction and Maintenance	
464.	309a Electrician-Construction and Maintenance	
465.	309a Electrician-Construction and Maintenance	
466.	309a Electrician-Construction and Maintenance	
467.	309a Electrician-Construction and Maintenance	

A Trade code 400	B Apprenticeship program/trade name 405	C Name of apprentice 410
468.	309a Electrician-Construction and Maintenance	
469.	434a Powerline Technician	
470.	434a Powerline Technician	
471.	434a Powerline Technician	
472.	434a Powerline Technician	
473.	434a Powerline Technician	
474.	434a Powerline Technician	
475.	434a Powerline Technician	
476.	434a Powerline Technician	
477.	434a Powerline Technician	
478.	434a Powerline Technician	
479.	434a Powerline Technician	
480.	309a Electrician-Construction and Maintenance	
481.	309a Electrician-Construction and Maintenance	
482.	309a Electrician-Construction and Maintenance	
483.	309a Electrician-Construction and Maintenance	
484.	309a Electrician-Construction and Maintenance	
485.	309a Electrician-Construction and Maintenance	
486.	309a Electrician-Construction and Maintenance	
487.	309a Electrician-Construction and Maintenance	
488.	309a Electrician-Construction and Maintenance	
489.	309a Electrician-Construction and Maintenance	
490.	434a Powerline Technician	
491.	434a Powerline Technician	
492.	434a Powerline Technician	
493.	434a Powerline Technician	
494.	434a Powerline Technician	
495.	434a Powerline Technician	
496.	434a Powerline Technician	
497.	434a Powerline Technician	
498.	434a Powerline Technician	
499.	434a Powerline Technician	
500.	434a Powerline Technician	
501.	434a Powerline Technician	
502.	434a Powerline Technician	
503.	434a Powerline Technician	
504.	434a Powerline Technician	
505.	434a Powerline Technician	
506.	434a Powerline Technician	
507.	434a Powerline Technician	
508.	310t Truck And Coach Technician	
509.	310t Truck And Coach Technician	
510.	310t Truck And Coach Technician	
511.	310t Truck And Coach Technician	
512.	310t Truck And Coach Technician	
513.	434a Powerline Technician	
514.	434a Powerline Technician	
515.	434a Powerline Technician	
516.	434a Powerline Technician	
517.	434a Powerline Technician	
518.	434a Powerline Technician	
519.	434a Powerline Technician	
520.	434a Powerline Technician	
521.	434a Powerline Technician	
522.	434a Powerline Technician	

A Trade code 400	B Apprenticeship program/trade name 405	C Name of apprentice 410
523.	434a Powerline Technician	
524.	434a Powerline Technician	
525.	434a Powerline Technician	
526.	434a Powerline Technician	
527.	434a Powerline Technician	
528.	434a Powerline Technician	
529.	403a General Carpenter	
530.	309a Electrician-Construction and Maintenance	
531.	309a Electrician-Construction and Maintenance	
532.	309a Electrician-Construction and Maintenance	
533.	309a Electrician-Construction and Maintenance	
534.	309a Electrician-Construction and Maintenance	
535.	403a General Carpenter	
536.	434a Powerline Technician	
537.	434a Powerline Technician	
538.	434a Powerline Technician	
539.	434a Powerline Technician	
540.	434a Powerline Technician	
541.	434a Powerline Technician	
542.	434a Powerline Technician	
543.	434a Powerline Technician	
544.	434a Powerline Technician	
545.	434a Powerline Technician	
546.	434a Powerline Technician	
547.	434a Powerline Technician	
548.	434a Powerline Technician	
549.	434a Powerline Technician	
550.	434a Powerline Technician	
551.	434a Powerline Technician	
552.	444B Utility Arborist	
553.	444B Utility Arborist	
554.	444B Utility Arborist	
555.	444B Utility Arborist	
556.	444B Utility Arborist	
557.	444B Utility Arborist	
558.	444B Utility Arborist	
559.	444B Utility Arborist	
560.	444B Utility Arborist	
561.	444B Utility Arborist	
562.	444B Utility Arborist	
563.	444B Utility Arborist	
564.	444B Utility Arborist	
565.	444B Utility Arborist	
566.	444B Utility Arborist	
567.	444B Utility Arborist	
568.	444B Utility Arborist	
569.	444B Utility Arborist	
570.	444B Utility Arborist	
571.	444B Utility Arborist	
572.	444B Utility Arborist	
573.	434a Powerline Technician	
574.	434a Powerline Technician	
575.	434a Powerline Technician	
576.	434a Powerline Technician	
577.	434a Powerline Technician	

A Trade code 400	B Apprenticeship program/trade name 405	C Name of apprentice 410
578.	434a Powerline Technician	
579.	434a Powerline Technician	
580.	434a Powerline Technician	
581.	434a Powerline Technician	
582.	434a Powerline Technician	
583.	434a Powerline Technician	
584.	434a Powerline Technician	
585.	434a Powerline Technician	
586.	434a Powerline Technician	
587.	434a Powerline Technician	
588.	434a Powerline Technician	
589.	434a Powerline Technician	
590.	434a Powerline Technician	
591.	434a Powerline Technician	
592.	434a Powerline Technician	
593.	434a Powerline Technician	
594.	434a Powerline Technician	
595.	434a Powerline Technician	
596.	434a Powerline Technician	
597.	434a Powerline Technician	
598.	434a Powerline Technician	
599.	434a Powerline Technician	
600.	434a Powerline Technician	
601.	434a Powerline Technician	
602.	434a Powerline Technician	
603.	434a Powerline Technician	
604.	434a Powerline Technician	
605.	434a Powerline Technician	
606.	309a Electrician-Construction and Maintenance	
607.	309a Electrician-Construction and Maintenance	
608.	309a Electrician-Construction and Maintenance	
609.	309a Electrician-Construction and Maintenance	
610.	309a Electrician-Construction and Maintenance	
611.	309a Electrician-Construction and Maintenance	
612.	309a Electrician-Construction and Maintenance	
613.	309a Electrician-Construction and Maintenance	
614.	309a Electrician-Construction and Maintenance	
615.	309a Electrician-Construction and Maintenance	
616.	433a Industrial Mechanic (Millwright)	
617.	433a Industrial Mechanic (Millwright)	
618.	403a General Carpenter	
619.	309a Electrician-Construction and Maintenance	
620.	309a Electrician-Construction and Maintenance	
621.	309a Electrician-Construction and Maintenance	
622.	434a Powerline Technician	
623.	434a Powerline Technician	
624.	434a Powerline Technician	
625.	434a Powerline Technician	
626.	434a Powerline Technician	
627.	434a Powerline Technician	
628.	434a Powerline Technician	
629.	434a Powerline Technician	
630.	434a Powerline Technician	
631.	434a Powerline Technician	
632.	434a Powerline Technician	

	A Trade code 400	B Apprenticeship program/trade name 405	C Name of apprentice 410
633.	434a	Powerline Technician	
634.	434a	Powerline Technician	
635.	434a	Powerline Technician	
636.	434a	Powerline Technician	
637.	434a	Powerline Technician	
638.	434a	Powerline Technician	
639.	309a	Electrician-Construction and Maintenance	
640.	309a	Electrician-Construction and Maintenance	
641.	309a	Electrician-Construction and Maintenance	
642.	309a	Electrician-Construction and Maintenance	
643.	309a	Electrician-Construction and Maintenance	
644.	309a	Electrician-Construction and Maintenance	
645.	309a	Electrician-Construction and Maintenance	
646.	310t	Truck And Coach Technician	
647.	310t	Truck And Coach Technician	
648.	310t	Truck And Coach Technician	
649.	310t	Truck And Coach Technician	
650.	310t	Truck And Coach Technician	
651.	309a	Electrician-Construction and Maintenance	
652.	434a	Powerline Technician	

	D Original contract or training agreement number 420	E Original registration date of apprenticeship contract or training agreement (YYYYMMDD) (see note 1) 425	F Start date of employment as an apprentice in the tax year (YYYYMMDD) (see note 2) 430	G End date of employment as an apprentice in the tax year (YYYYMMDD) (see note 3) 435
1.		2012-01-30	2015-11-01	2015-12-02
2.		2012-01-30	2015-11-01	2015-12-31
3.		2012-01-30	2015-11-01	2015-12-31
4.		2012-01-30	2015-11-01	2015-12-31
5.		2012-01-30	2015-11-01	2015-12-31
6.		2012-01-30	2015-11-01	2015-12-31
7.		2012-01-30	2015-11-01	2015-12-31
8.		2012-01-30	2015-11-01	2015-12-31
9.		2012-01-30	2015-11-01	2015-12-31
10.		2012-01-30	2015-11-01	2015-12-31
11.		2012-01-30	2015-11-01	2015-12-31
12.		2012-01-30	2015-11-01	2015-12-31
13.		2012-01-30	2015-11-01	2015-12-31
14.		2012-01-30	2015-11-01	2015-12-31
15.		2012-01-30	2015-11-01	2015-12-31
16.		2012-01-30	2015-11-01	2015-12-31
17.		2012-02-06	2015-11-01	2015-12-31
18.		2012-02-06	2015-11-01	2015-12-16
19.		2012-02-27	2015-11-01	2015-12-31
20.		2012-02-27	2015-11-01	2015-12-31
21.		2012-02-27	2015-11-01	2015-12-31
22.		2012-02-27	2015-11-01	2015-12-31
23.		2012-02-27	2015-11-01	2015-12-31
24.		2012-02-27	2015-11-01	2015-12-31
25.		2012-02-27	2015-11-01	2015-12-31
26.		2012-02-27	2015-11-01	2015-12-31
27.		2012-02-27	2015-11-01	2015-12-31
28.		2012-02-27	2015-11-01	2015-12-31

	D Original contract or training agreement number	E Original registration date of apprenticeship contract or training agreement (YYYYMMDD) (see note 1)	F Start date of employment as an apprentice in the tax year (YYYYMMDD) (see note 2)	G End date of employment as an apprentice in the tax year (YYYYMMDD) (see note 3)
	420	425	430	435
29.		2012-02-27	2015-11-01	2015-12-31
30.		2012-02-27	2015-11-01	2015-12-31
31.		2012-02-27	2015-11-01	2015-12-31
32.		2012-02-27	2015-11-01	2015-12-31
33.		2012-02-27	2015-11-01	2015-12-31
34.		2012-02-27	2015-11-01	2015-12-31
35.		2012-03-29	2015-11-01	2015-12-31
36.		2012-03-29	2015-11-01	2015-12-31
37.		2012-03-29	2015-11-01	2015-12-31
38.		2012-03-29	2015-11-01	2015-12-31
39.		2012-03-29	2015-11-01	2015-12-31
40.		2012-03-29	2015-11-01	2015-12-31
41.		2012-03-29	2015-11-01	2015-12-31
42.		2012-03-29	2015-11-01	2015-12-31
43.		2012-03-29	2015-11-01	2015-12-31
44.		2012-04-12	2015-11-01	2015-12-31
45.		2012-04-12	2015-11-01	2015-12-31
46.		2012-04-12	2015-11-01	2015-12-31
47.		2012-04-12	2015-11-01	2015-12-31
48.		2012-04-16	2015-11-01	2015-12-31
49.		2012-04-16	2015-11-01	2015-11-23
50.		2012-04-16	2015-11-01	2015-12-31
51.		2012-04-16	2015-11-01	2015-12-31
52.		2012-04-16	2015-11-01	2015-12-01
53.		2012-04-26	2015-11-01	2015-12-31
54.		2012-04-26	2015-11-01	2015-12-31
55.		2012-04-26	2015-11-01	2015-12-31
56.		2012-04-26	2015-11-01	2015-12-31
57.		2012-05-28	2015-11-01	2015-12-31
58.		2012-05-28	2015-11-01	2015-12-31
59.		2012-05-28	2015-11-01	2015-12-31
60.		2012-05-28	2015-11-01	2015-12-31
61.		2012-05-28	2015-11-01	2015-12-31
62.		2012-05-28	2015-11-01	2015-12-31
63.		2012-05-28	2015-11-01	2015-12-31
64.		2012-05-28	2015-11-01	2015-12-31
65.		2012-05-28	2015-11-01	2015-12-30
66.		2012-05-28	2015-11-01	2015-12-31
67.		2012-05-28	2015-11-01	2015-12-31
68.		2012-05-28	2015-11-01	2015-12-31
69.		2012-05-28	2015-11-01	2015-12-31
70.		2012-05-28	2015-11-01	2015-12-31
71.		2012-05-28	2015-11-01	2015-12-31
72.		2012-05-31	2015-11-01	2015-12-31
73.		2012-05-31	2015-11-01	2015-12-31
74.		2012-06-02	2015-11-01	2015-12-31
75.		2012-07-09	2015-11-01	2015-12-31
76.		2012-07-09	2015-11-01	2015-12-31
77.		2012-07-09	2015-11-01	2015-12-31
78.		2012-07-09	2015-11-01	2015-12-31
79.		2012-07-09	2015-11-01	2015-12-31
80.		2012-07-09	2015-11-01	2015-12-31
81.		2012-07-09	2015-11-01	2015-12-31

	D Original contract or training agreement number	E Original registration date of apprenticeship contract or training agreement (YYYYMMDD) (see note 1)	F Start date of employment as an apprentice in the tax year (YYYYMMDD) (see note 2)	G End date of employment as an apprentice in the tax year (YYYYMMDD) (see note 3)
	420	425	430	435
82.		2012-07-26	2015-11-01	2015-12-31
83.		2012-08-23	2015-11-01	2015-12-31
84.		2012-08-23	2015-11-01	2015-12-31
85.		2012-08-23	2015-11-01	2015-12-31
86.		2012-08-23	2015-11-01	2015-12-31
87.		2012-10-15	2015-11-01	2015-12-31
88.		2012-10-15	2015-11-01	2015-12-31
89.		2012-10-15	2015-11-01	2015-12-31
90.		2012-10-15	2015-11-01	2015-12-31
91.		2012-10-15	2015-11-01	2015-12-31
92.		2012-10-15	2015-11-01	2015-11-01
93.		2012-11-08	2015-11-01	2015-12-31
94.		2012-11-08	2015-11-01	2015-12-31
95.		2012-11-08	2015-11-01	2015-12-31
96.		2012-11-08	2015-11-01	2015-12-31
97.		2012-11-08	2015-11-01	2015-12-31
98.		2012-11-08	2015-11-01	2015-12-31
99.		2012-11-08	2015-11-01	2015-12-31
100.		2012-11-08	2015-11-01	2015-12-31
101.		2012-11-08	2015-11-01	2015-12-31
102.		2012-11-08	2015-11-01	2015-12-31
103.		2013-01-28	2015-11-01	2015-12-31
104.		2013-01-28	2015-11-01	2015-12-31
105.		2013-01-28	2015-11-01	2015-12-31
106.		2013-01-28	2015-11-01	2015-12-31
107.		2013-01-28	2015-11-01	2015-12-31
108.		2013-01-28	2015-11-01	2015-12-31
109.		2013-01-28	2015-11-01	2015-12-31
110.		2013-01-28	2015-11-01	2015-12-31
111.		2013-01-28	2015-11-01	2015-12-31
112.		2013-01-28	2015-11-01	2015-12-31
113.		2013-01-28	2015-11-01	2015-12-31
114.		2013-01-28	2015-11-01	2015-12-31
115.		2013-01-28	2015-11-01	2015-12-31
116.		2013-01-28	2015-11-01	2015-12-31
117.		2013-02-25	2015-11-01	2015-12-31
118.		2013-02-25	2015-11-01	2015-12-31
119.		2013-02-25	2015-11-01	2015-12-31
120.		2013-02-25	2015-11-01	2015-12-31
121.		2013-02-25	2015-11-01	2015-12-31
122.		2013-02-25	2015-11-01	2015-12-31
123.		2013-02-25	2015-11-01	2015-12-31
124.		2013-02-25	2015-11-01	2015-12-31
125.		2013-02-25	2015-11-01	2015-12-31
126.		2013-02-25	2015-11-01	2015-12-31
127.		2013-02-25	2015-11-01	2015-12-31
128.		2013-02-25	2015-11-01	2015-12-31
129.		2013-02-25	2015-11-01	2015-12-31
130.		2013-02-25	2015-11-01	2015-12-31
131.		2013-02-25	2015-11-01	2015-12-31
132.		2013-02-25	2015-11-01	2015-12-31
133.		2013-03-25	2015-11-01	2015-12-31
134.		2013-03-25	2015-11-01	2015-12-31

	D Original contract or training agreement number	E Original registration date of apprenticeship contract or training agreement (YYYYMMDD) (see note 1)	F Start date of employment as an apprentice in the tax year (YYYYMMDD) (see note 2)	G End date of employment as an apprentice in the tax year (YYYYMMDD) (see note 3)
	420	425	430	435
135.		2013-03-25	2015-11-01	2015-12-31
136.		2013-03-25	2015-11-01	2015-12-31
137.		2013-03-25	2015-11-01	2015-12-31
138.		2013-04-08	2015-11-01	2015-12-31
139.		2013-04-08	2015-11-01	2015-12-31
140.		2013-04-08	2015-11-01	2015-12-31
141.		2013-04-08	2015-11-01	2015-12-31
142.		2013-04-08	2015-11-01	2015-12-31
143.		2013-04-08	2015-11-01	2015-12-31
144.		2013-04-08	2015-11-01	2015-12-31
145.		2013-04-08	2015-11-01	2015-12-31
146.		2013-04-08	2015-11-01	2015-12-31
147.		2013-04-08	2015-11-01	2015-12-31
148.		2013-04-08	2015-11-01	2015-12-31
149.		2013-04-08	2015-11-01	2015-12-31
150.		2013-04-08	2015-11-01	2015-12-31
151.		2013-04-08	2015-11-01	2015-12-31
152.		2013-04-08	2015-11-01	2015-12-31
153.		2013-04-08	2015-11-01	2015-12-31
154.		2013-04-08	2015-11-01	2015-12-31
155.		2013-04-08	2015-11-01	2015-12-31
156.		2013-04-08	2015-11-01	2015-12-31
157.		2013-04-08	2015-11-01	2015-12-31
158.		2013-04-08	2015-11-01	2015-12-31
159.		2013-04-08	2015-11-01	2015-12-31
160.		2013-04-08	2015-11-01	2015-12-31
161.		2013-04-08	2015-11-01	2015-12-31
162.		2013-04-08	2015-11-01	2015-12-31
163.		2013-04-08	2015-11-01	2015-12-31
164.		2013-04-08	2015-11-01	2015-12-31
165.		2013-04-29	2015-11-01	2015-12-31
166.		2013-04-29	2015-11-01	2015-12-31
167.		2013-04-29	2015-11-01	2015-12-31
168.		2013-04-29	2015-11-01	2015-12-31
169.		2013-04-29	2015-11-01	2015-12-31
170.		2013-04-29	2015-11-01	2015-12-31
171.		2013-04-29	2015-11-01	2015-12-31
172.		2013-04-29	2015-11-01	2015-12-31
173.		2013-04-29	2015-11-01	2015-12-31
174.		2013-04-29	2015-11-01	2015-12-31
175.		2013-04-29	2015-11-01	2015-12-31
176.		2013-04-29	2015-11-01	2015-12-31
177.		2013-04-29	2015-11-01	2015-12-31
178.		2013-04-29	2015-11-01	2015-12-31
179.		2013-04-29	2015-11-01	2015-12-31
180.		2013-04-29	2015-11-01	2015-12-31
181.		2013-05-02	2015-11-01	2015-12-31
182.		2013-05-02	2015-11-01	2015-12-31
183.		2013-05-02	2015-11-01	2015-12-31
184.		2013-05-02	2015-11-01	2015-12-31
185.		2013-05-02	2015-11-01	2015-12-31
186.		2013-05-02	2015-11-01	2015-12-31
187.		2013-05-02	2015-11-01	2015-12-31

	D Original contract or training agreement number	E Original registration date of apprenticeship contract or training agreement (YYYYMMDD) (see note 1)	F Start date of employment as an apprentice in the tax year (YYYYMMDD) (see note 2)	G End date of employment as an apprentice in the tax year (YYYYMMDD) (see note 3)
	420	425	430	435
188.		2013-05-02	2015-11-01	2015-12-31
189.		2013-05-02	2015-11-01	2015-12-31
190.		2013-05-07	2015-11-01	2015-12-31
191.		2013-05-27	2015-11-01	2015-12-31
192.		2013-05-27	2015-11-01	2015-12-31
193.		2013-05-27	2015-11-01	2015-12-31
194.		2013-06-03	2015-11-01	2015-12-31
195.		2013-06-03	2015-11-01	2015-12-31
196.		2013-06-03	2015-11-01	2015-12-31
197.		2013-06-03	2015-11-01	2015-12-31
198.		2013-06-03	2015-11-01	2015-12-31
199.		2013-06-03	2015-11-01	2015-12-31
200.		2013-06-03	2015-11-01	2015-12-31
201.		2013-06-03	2015-11-01	2015-12-31
202.		2013-06-03	2015-11-01	2015-12-31
203.		2013-06-03	2015-11-01	2015-12-31
204.		2013-06-03	2015-11-01	2015-12-31
205.		2013-06-03	2015-11-01	2015-12-31
206.		2013-06-03	2015-11-01	2015-12-31
207.		2013-06-03	2015-11-01	2015-12-31
208.		2013-06-03	2015-11-01	2015-12-31
209.		2013-06-03	2015-11-01	2015-12-31
210.		2013-06-03	2015-11-01	2015-12-31
211.		2013-06-03	2015-11-01	2015-12-31
212.		2013-06-03	2015-11-01	2015-12-31
213.		2013-06-03	2015-11-01	2015-12-31
214.		2013-06-03	2015-11-01	2015-12-31
215.		2013-06-03	2015-11-01	2015-12-31
216.		2013-06-03	2015-11-01	2015-12-31
217.		2013-06-10	2015-11-01	2015-12-31
218.		2013-06-10	2015-11-01	2015-12-31
219.		2013-06-10	2015-11-01	2015-12-31
220.		2013-06-10	2015-11-01	2015-12-31
221.		2013-06-10	2015-11-01	2015-12-31
222.		2013-06-10	2015-11-01	2015-12-31
223.		2013-06-10	2015-11-01	2015-12-31
224.		2013-06-10	2015-11-01	2015-12-31
225.		2013-06-27	2015-11-01	2015-12-31
226.		2013-06-27	2015-11-01	2015-12-31
227.		2013-07-22	2015-11-01	2015-12-31
228.		2013-07-29	2015-11-01	2015-12-31
229.		2013-07-29	2015-11-01	2015-12-31
230.		2013-07-31	2015-11-01	2015-12-31
231.		2013-07-31	2015-11-01	2015-12-31
232.		2013-07-31	2015-11-01	2015-12-31
233.		2013-07-31	2015-11-01	2015-12-31
234.		2013-07-31	2015-11-01	2015-12-31
235.		2013-08-01	2015-11-01	2015-12-31
236.		2013-08-01	2015-11-01	2015-12-31
237.		2013-08-01	2015-11-01	2015-12-31
238.		2013-08-01	2015-11-01	2015-12-31
239.		2013-08-01	2015-11-01	2015-12-31
240.		2013-08-01	2015-11-01	2015-12-31

	D Original contract or training agreement number	E Original registration date of apprenticeship contract or training agreement (YYYYMMDD) (see note 1)	F Start date of employment as an apprentice in the tax year (YYYYMMDD) (see note 2)	G End date of employment as an apprentice in the tax year (YYYYMMDD) (see note 3)
	420	425	430	435
241.		2013-08-01	2015-11-01	2015-12-31
242.		2013-08-08	2015-11-01	2015-12-31
243.		2013-08-08	2015-11-01	2015-12-31
244.		2013-08-08	2015-11-01	2015-12-31
245.		2013-08-15	2015-11-01	2015-12-31
246.		2013-08-15	2015-11-01	2015-12-31
247.		2013-08-22	2015-11-01	2015-12-31
248.		2013-08-26	2015-11-01	2015-12-31
249.		2013-09-09	2015-11-01	2015-12-31
250.		2013-09-09	2015-11-01	2015-12-31
251.		2013-09-09	2015-11-01	2015-12-31
252.		2013-09-09	2015-11-01	2015-12-31
253.		2013-09-09	2015-11-01	2015-12-31
254.		2013-09-09	2015-11-01	2015-12-31
255.		2013-09-09	2015-11-01	2015-12-31
256.		2013-09-09	2015-11-01	2015-12-31
257.		2013-09-09	2015-11-01	2015-12-31
258.		2013-09-09	2015-11-01	2015-12-31
259.		2013-09-09	2015-11-01	2015-12-31
260.		2013-09-09	2015-11-01	2015-12-31
261.		2013-09-09	2015-11-01	2015-12-31
262.		2013-09-19	2015-11-01	2015-12-31
263.		2013-09-19	2015-11-01	2015-12-31
264.		2013-09-19	2015-11-01	2015-12-31
265.		2013-09-19	2015-11-01	2015-12-31
266.		2013-09-19	2015-11-01	2015-12-31
267.		2013-10-07	2015-11-01	2015-12-31
268.		2013-10-17	2015-11-01	2015-12-31
269.		2013-10-17	2015-11-01	2015-12-31
270.		2013-10-17	2015-11-01	2015-12-31
271.		2013-10-17	2015-11-01	2015-12-31
272.		2013-10-17	2015-11-01	2015-12-31
273.		2013-10-21	2015-11-01	2015-12-31
274.		2013-10-21	2015-11-01	2015-12-31
275.		2014-01-06	2015-11-01	2015-12-31
276.		2014-01-13	2015-11-01	2015-12-31
277.		2014-01-13	2015-11-01	2015-12-31
278.		2014-01-13	2015-11-01	2015-12-31
279.		2014-01-13	2015-11-01	2015-12-31
280.		2014-01-13	2015-11-01	2015-12-31
281.		2014-01-13	2015-11-01	2015-12-31
282.		2014-01-13	2015-11-01	2015-12-31
283.		2014-01-27	2015-11-01	2015-12-31
284.		2014-01-27	2015-11-01	2015-12-31
285.		2014-01-27	2015-11-01	2015-12-31
286.		2014-01-27	2015-11-01	2015-12-31
287.		2014-01-27	2015-11-01	2015-12-31
288.		2014-01-27	2015-11-01	2015-12-31
289.		2014-01-27	2015-11-01	2015-12-31
290.		2014-01-27	2015-11-01	2015-12-31
291.		2014-01-27	2015-11-01	2015-12-31
292.		2014-01-27	2015-11-01	2015-12-31
293.		2014-01-27	2015-11-01	2015-12-31

	D Original contract or training agreement number	E Original registration date of apprenticeship contract or training agreement (YYYYMMDD) (see note 1)	F Start date of employment as an apprentice in the tax year (YYYYMMDD) (see note 2)	G End date of employment as an apprentice in the tax year (YYYYMMDD) (see note 3)
	420	425	430	435
294.		2014-01-27	2015-11-01	2015-12-31
295.		2014-01-27	2015-11-01	2015-12-31
296.		2014-01-27	2015-11-01	2015-12-31
297.		2014-02-10	2015-11-01	2015-12-31
298.		2014-02-10	2015-11-01	2015-12-31
299.		2014-02-10	2015-11-01	2015-12-31
300.		2014-02-18	2015-11-01	2015-12-31
301.		2014-02-18	2015-11-01	2015-12-31
302.		2014-02-24	2015-11-01	2015-12-31
303.		2014-02-24	2015-11-01	2015-12-31
304.		2014-02-24	2015-11-01	2015-12-31
305.		2014-02-24	2015-11-01	2015-12-31
306.		2014-02-24	2015-11-01	2015-12-31
307.		2014-02-24	2015-11-01	2015-12-31
308.		2014-02-24	2015-11-01	2015-12-31
309.		2014-02-24	2015-11-01	2015-12-31
310.		2014-02-24	2015-11-01	2015-12-31
311.		2014-02-24	2015-11-01	2015-12-31
312.		2014-02-24	2015-11-01	2015-12-31
313.		2014-02-24	2015-11-01	2015-12-31
314.		2014-02-24	2015-11-01	2015-12-31
315.		2014-02-24	2015-11-01	2015-12-31
316.		2014-02-24	2015-11-01	2015-12-31
317.		2014-02-24	2015-11-01	2015-12-31
318.		2014-02-24	2015-11-01	2015-12-31
319.		2014-02-27	2015-11-01	2015-12-31
320.		2014-02-27	2015-11-01	2015-12-31
321.		2014-02-27	2015-11-01	2015-12-31
322.		2014-02-27	2015-11-01	2015-12-31
323.		2014-02-27	2015-11-01	2015-12-31
324.		2014-02-27	2015-11-01	2015-12-31
325.		2014-03-10	2015-11-01	2015-12-31
326.		2014-03-10	2015-11-01	2015-12-31
327.		2014-03-10	2015-11-01	2015-12-31
328.		2014-03-17	2015-11-01	2015-12-31
329.		2014-03-17	2015-11-01	2015-12-31
330.		2014-03-17	2015-11-01	2015-12-31
331.		2014-03-17	2015-11-01	2015-12-31
332.		2014-03-17	2015-11-01	2015-12-31
333.		2014-03-17	2015-11-01	2015-12-31
334.		2014-03-17	2015-11-01	2015-12-31
335.		2014-03-17	2015-11-01	2015-12-31
336.		2014-03-17	2015-11-01	2015-12-31
337.		2014-03-17	2015-11-01	2015-12-31
338.		2014-03-17	2015-11-01	2015-12-31
339.		2014-03-17	2015-11-01	2015-12-31
340.		2014-03-17	2015-11-01	2015-12-31
341.		2014-03-17	2015-11-01	2015-12-31
342.		2014-03-17	2015-11-01	2015-12-31
343.		2014-03-17	2015-11-01	2015-12-31
344.		2014-03-17	2015-11-01	2015-12-31
345.		2014-03-17	2015-11-01	2015-12-31
346.		2014-03-17	2015-11-01	2015-12-31

	D Original contract or training agreement number	E Original registration date of apprenticeship contract or training agreement (YYYYMMDD) (see note 1)	F Start date of employment as an apprentice in the tax year (YYYYMMDD) (see note 2)	G End date of employment as an apprentice in the tax year (YYYYMMDD) (see note 3)
	420	425	430	435
347.		2014-03-17	2015-11-01	2015-12-31
348.		2014-03-17	2015-11-01	2015-12-31
349.		2014-03-17	2015-11-01	2015-12-31
350.		2014-03-17	2015-11-01	2015-12-31
351.		2014-03-17	2015-11-01	2015-12-31
352.		2014-03-17	2015-11-01	2015-12-31
353.		2014-03-17	2015-11-01	2015-12-31
354.		2014-03-17	2015-11-01	2015-12-31
355.		2014-03-20	2015-11-01	2015-12-31
356.		2014-03-20	2015-11-01	2015-12-31
357.		2014-03-20	2015-11-01	2015-12-31
358.		2014-03-20	2015-11-01	2015-12-31
359.		2014-03-20	2015-11-01	2015-12-31
360.		2014-03-20	2015-11-01	2015-12-31
361.		2014-03-20	2015-11-01	2015-12-31
362.		2014-03-20	2015-11-01	2015-12-31
363.		2014-04-02	2015-11-01	2015-12-31
364.		2014-04-02	2015-11-01	2015-12-31
365.		2014-04-02	2015-11-01	2015-12-31
366.		2014-04-02	2015-11-01	2015-12-31
367.		2014-04-02	2015-11-01	2015-12-31
368.		2014-04-02	2015-11-01	2015-12-31
369.		2014-04-02	2015-11-01	2015-12-31
370.		2014-04-02	2015-11-01	2015-12-31
371.		2014-04-02	2015-11-01	2015-12-31
372.		2014-04-02	2015-11-01	2015-12-31
373.		2014-04-02	2015-11-01	2015-12-31
374.		2014-04-02	2015-11-01	2015-12-31
375.		2014-04-02	2015-11-01	2015-12-31
376.		2014-04-07	2015-11-01	2015-12-31
377.		2014-04-07	2015-11-01	2015-12-31
378.		2014-04-07	2015-11-01	2015-12-31
379.		2014-04-07	2015-11-01	2015-12-31
380.		2014-04-07	2015-11-01	2015-12-31
381.		2014-04-07	2015-11-01	2015-12-31
382.		2014-04-07	2015-11-01	2015-12-31
383.		2014-04-07	2015-11-01	2015-12-31
384.		2014-04-07	2015-11-01	2015-12-31
385.		2014-04-07	2015-11-01	2015-12-31
386.		2014-04-07	2015-11-01	2015-12-31
387.		2014-04-07	2015-11-01	2015-12-31
388.		2014-04-28	2015-11-01	2015-12-31
389.		2014-04-28	2015-11-01	2015-12-31
390.		2014-04-28	2015-11-01	2015-12-31
391.		2014-04-28	2015-11-01	2015-12-31
392.		2014-04-28	2015-11-01	2015-12-31
393.		2014-04-28	2015-11-01	2015-12-31
394.		2014-04-28	2015-11-01	2015-12-31
395.		2014-04-28	2015-11-01	2015-12-31
396.		2014-04-28	2015-11-01	2015-12-31
397.		2014-04-28	2015-11-01	2015-12-31
398.		2014-04-28	2015-11-01	2015-12-31
399.		2014-04-28	2015-11-01	2015-12-31

	D Original contract or training agreement number	E Original registration date of apprenticeship contract or training agreement (YYYYMMDD) (see note 1)	F Start date of employment as an apprentice in the tax year (YYYYMMDD) (see note 2)	G End date of employment as an apprentice in the tax year (YYYYMMDD) (see note 3)
	420	425	430	435
400.		2014-04-28	2015-11-01	2015-12-31
401.		2014-04-28	2015-11-01	2015-12-31
402.		2014-04-28	2015-11-01	2015-12-31
403.		2014-04-28	2015-11-01	2015-12-31
404.		2014-04-28	2015-11-01	2015-12-31
405.		2014-05-26	2015-11-01	2015-12-31
406.		2014-05-26	2015-11-01	2015-12-31
407.		2014-05-26	2015-11-01	2015-12-31
408.		2014-05-26	2015-11-01	2015-12-31
409.		2014-05-26	2015-11-01	2015-12-31
410.		2014-05-26	2015-11-01	2015-12-31
411.		2014-05-26	2015-11-01	2015-12-31
412.		2014-05-26	2015-11-01	2015-12-31
413.		2014-05-26	2015-11-01	2015-12-31
414.		2014-05-26	2015-11-01	2015-12-31
415.		2014-05-26	2015-11-01	2015-12-31
416.		2014-05-26	2015-11-01	2015-12-31
417.		2014-05-26	2015-11-01	2015-12-31
418.		2014-05-26	2015-11-01	2015-12-31
419.		2014-05-26	2015-11-01	2015-12-31
420.		2014-05-26	2015-11-01	2015-12-31
421.		2014-05-26	2015-11-01	2015-12-31
422.		2014-05-26	2015-11-01	2015-12-31
423.		2014-05-26	2015-11-01	2015-12-31
424.		2014-05-26	2015-11-01	2015-12-31
425.		2014-05-26	2015-11-01	2015-12-31
426.		2014-05-26	2015-11-01	2015-12-31
427.		2014-05-26	2015-11-01	2015-12-31
428.		2014-05-26	2015-11-01	2015-12-31
429.		2014-05-26	2015-11-01	2015-12-31
430.		2014-05-26	2015-11-01	2015-12-31
431.		2014-05-26	2015-11-01	2015-12-31
432.		2014-05-26	2015-11-01	2015-12-31
433.		2014-05-26	2015-11-01	2015-12-31
434.		2014-05-26	2015-11-01	2015-12-31
435.		2014-05-26	2015-11-01	2015-12-31
436.		2014-05-26	2015-11-01	2015-12-31
437.		2014-05-26	2015-11-01	2015-12-31
438.		2014-05-26	2015-11-01	2015-12-31
439.		2014-05-26	2015-11-01	2015-12-31
440.		2014-05-26	2015-11-01	2015-12-31
441.		2014-05-26	2015-11-01	2015-12-31
442.		2014-05-26	2015-11-01	2015-12-31
443.		2014-05-26	2015-11-01	2015-12-31
444.		2014-05-26	2015-11-01	2015-12-31
445.		2014-05-26	2015-11-01	2015-12-31
446.		2014-05-26	2015-11-01	2015-12-31
447.		2014-05-26	2015-11-01	2015-12-31
448.		2014-05-26	2015-11-01	2015-12-31
449.		2014-05-26	2015-11-01	2015-12-31
450.		2014-05-26	2015-11-01	2015-12-31
451.		2014-06-09	2015-11-01	2015-12-31
452.		2014-06-09	2015-11-01	2015-12-31

	D Original contract or training agreement number	E Original registration date of apprenticeship contract or training agreement (YYYYMMDD) (see note 1)	F Start date of employment as an apprentice in the tax year (YYYYMMDD) (see note 2)	G End date of employment as an apprentice in the tax year (YYYYMMDD) (see note 3)
	420	425	430	435
453.		2014-06-09	2015-11-01	2015-12-31
454.		2014-06-09	2015-11-01	2015-12-31
455.		2014-06-09	2015-11-01	2015-12-31
456.		2014-06-09	2015-11-01	2015-12-31
457.		2014-06-09	2015-11-01	2015-12-31
458.		2014-06-09	2015-11-01	2015-12-31
459.		2014-06-09	2015-11-01	2015-12-31
460.		2014-06-09	2015-11-01	2015-12-31
461.		2014-06-09	2015-11-01	2015-12-31
462.		2014-06-09	2015-11-01	2015-12-31
463.		2014-06-23	2015-11-01	2015-12-31
464.		2014-06-23	2015-11-01	2015-12-31
465.		2014-06-23	2015-11-01	2015-12-31
466.		2014-06-23	2015-11-01	2015-12-31
467.		2014-06-23	2015-11-01	2015-11-18
468.		2014-06-23	2015-11-01	2015-12-31
469.		2014-07-03	2015-11-01	2015-12-31
470.		2014-08-18	2015-11-01	2015-12-31
471.		2014-09-15	2015-11-01	2015-12-31
472.		2014-09-15	2015-11-01	2015-12-31
473.		2014-09-15	2015-11-01	2015-12-31
474.		2014-09-15	2015-11-01	2015-12-31
475.		2014-09-15	2015-11-01	2015-12-31
476.		2014-09-15	2015-11-01	2015-12-31
477.		2014-09-15	2015-11-01	2015-12-31
478.		2014-09-15	2015-11-01	2015-12-31
479.		2014-09-15	2015-11-01	2015-12-31
480.		2014-11-06	2015-11-01	2015-12-31
481.		2014-11-06	2015-11-01	2015-12-31
482.		2014-11-06	2015-11-01	2015-12-31
483.		2014-11-06	2015-11-01	2015-12-31
484.		2014-11-06	2015-11-01	2015-12-31
485.		2014-11-06	2015-11-01	2015-12-31
486.		2014-11-06	2015-11-01	2015-12-31
487.		2014-11-06	2015-11-01	2015-12-31
488.		2014-11-06	2015-11-01	2015-12-31
489.		2014-11-06	2015-11-01	2015-12-31
490.		2015-01-05	2015-11-01	2015-12-31
491.		2015-01-05	2015-11-01	2015-12-31
492.		2015-01-26	2015-11-01	2015-12-31
493.		2015-01-26	2015-11-01	2015-12-31
494.		2015-01-26	2015-11-01	2015-12-31
495.		2015-01-26	2015-11-01	2015-12-31
496.		2015-01-26	2015-11-01	2015-12-31
497.		2015-01-26	2015-11-01	2015-12-31
498.		2015-01-26	2015-11-01	2015-12-31
499.		2015-01-26	2015-11-01	2015-12-31
500.		2015-01-26	2015-11-01	2015-12-31
501.		2015-01-26	2015-11-01	2015-12-31
502.		2015-01-26	2015-11-01	2015-12-31
503.		2015-01-26	2015-11-01	2015-12-31
504.		2015-01-26	2015-11-01	2015-12-31
505.		2015-01-26	2015-11-01	2015-12-31

	D Original contract or training agreement number	E Original registration date of apprenticeship contract or training agreement (YYYYMMDD) (see note 1)	F Start date of employment as an apprentice in the tax year (YYYYMMDD) (see note 2)	G End date of employment as an apprentice in the tax year (YYYYMMDD) (see note 3)
	420	425	430	435
506.		2015-01-26	2015-11-01	2015-12-31
507.		2015-01-26	2015-11-01	2015-12-31
508.		2015-01-26	2015-11-01	2015-12-31
509.		2015-01-26	2015-11-01	2015-12-31
510.		2015-01-26	2015-11-01	2015-12-31
511.		2015-01-26	2015-11-01	2015-12-31
512.		2015-01-26	2015-11-01	2015-12-31
513.		2015-02-23	2015-11-01	2015-12-31
514.		2015-02-23	2015-11-01	2015-12-31
515.		2015-02-23	2015-11-01	2015-12-31
516.		2015-02-23	2015-11-01	2015-12-31
517.		2015-02-23	2015-11-01	2015-12-31
518.		2015-02-23	2015-11-01	2015-12-31
519.		2015-02-23	2015-11-01	2015-12-31
520.		2015-02-23	2015-11-01	2015-12-31
521.		2015-02-23	2015-11-01	2015-12-31
522.		2015-02-23	2015-11-01	2015-12-31
523.		2015-02-23	2015-11-01	2015-12-31
524.		2015-02-23	2015-11-01	2015-12-31
525.		2015-02-23	2015-11-01	2015-12-31
526.		2015-02-23	2015-11-01	2015-12-31
527.		2015-02-23	2015-11-01	2015-12-31
528.		2015-03-09	2015-11-01	2015-12-31
529.		2015-03-09	2015-11-01	2015-12-31
530.		2015-03-12	2015-11-01	2015-12-31
531.		2015-03-12	2015-11-01	2015-12-31
532.		2015-03-12	2015-11-01	2015-12-31
533.		2015-03-12	2015-11-01	2015-12-31
534.		2015-03-12	2015-11-01	2015-12-31
535.		2015-03-16	2015-11-01	2015-12-31
536.		2015-03-16	2015-11-01	2015-12-31
537.		2015-03-16	2015-11-01	2015-12-31
538.		2015-03-16	2015-11-01	2015-12-31
539.		2015-03-16	2015-11-01	2015-12-31
540.		2015-03-16	2015-11-01	2015-12-31
541.		2015-03-16	2015-11-01	2015-12-31
542.		2015-03-16	2015-11-01	2015-12-31
543.		2015-03-16	2015-11-01	2015-12-31
544.		2015-03-16	2015-11-01	2015-12-31
545.		2015-03-16	2015-11-01	2015-12-31
546.		2015-03-16	2015-11-01	2015-12-31
547.		2015-03-16	2015-11-01	2015-12-31
548.		2015-03-16	2015-11-01	2015-12-31
549.		2015-03-16	2015-11-01	2015-12-31
550.		2015-03-16	2015-11-01	2015-12-31
551.		2015-03-16	2015-11-01	2015-12-31
552.		2015-04-13	2015-11-01	2015-12-31
553.		2015-04-13	2015-11-01	2015-12-31
554.		2015-04-13	2015-11-01	2015-12-31
555.		2015-04-13	2015-11-01	2015-12-31
556.		2015-04-13	2015-11-01	2015-12-31
557.		2015-04-13	2015-11-01	2015-12-31
558.		2015-04-13	2015-11-01	2015-12-31

	D Original contract or training agreement number	E Original registration date of apprenticeship contract or training agreement (YYYYMMDD) (see note 1)	F Start date of employment as an apprentice in the tax year (YYYYMMDD) (see note 2)	G End date of employment as an apprentice in the tax year (YYYYMMDD) (see note 3)
	420	425	430	435
559.		2015-04-13	2015-11-01	2015-12-31
560.		2015-04-13	2015-11-01	2015-12-31
561.		2015-04-13	2015-11-01	2015-12-31
562.		2015-04-13	2015-11-01	2015-12-31
563.		2015-04-13	2015-11-01	2015-12-31
564.		2015-04-13	2015-11-01	2015-12-31
565.		2015-04-13	2015-11-01	2015-12-31
566.		2015-04-13	2015-11-01	2015-12-31
567.		2015-04-13	2015-11-01	2015-12-31
568.		2015-04-13	2015-11-01	2015-12-31
569.		2015-04-13	2015-11-01	2015-12-31
570.		2015-04-13	2015-11-01	2015-12-31
571.		2015-04-13	2015-11-01	2015-12-31
572.		2015-04-13	2015-11-01	2015-12-31
573.		2015-04-27	2015-11-01	2015-12-31
574.		2015-04-27	2015-11-01	2015-12-31
575.		2015-04-27	2015-11-01	2015-12-31
576.		2015-04-27	2015-11-01	2015-12-31
577.		2015-04-27	2015-11-01	2015-12-31
578.		2015-04-27	2015-11-01	2015-12-31
579.		2015-04-27	2015-11-01	2015-12-31
580.		2015-04-27	2015-11-01	2015-12-31
581.		2015-04-27	2015-11-01	2015-12-31
582.		2015-04-27	2015-11-01	2015-12-31
583.		2015-04-27	2015-11-01	2015-12-31
584.		2015-04-27	2015-11-01	2015-12-31
585.		2015-04-27	2015-11-01	2015-12-31
586.		2015-04-27	2015-11-01	2015-12-31
587.		2015-04-27	2015-11-01	2015-12-31
588.		2015-04-27	2015-11-01	2015-12-31
589.		2015-05-25	2015-11-01	2015-12-31
590.		2015-05-25	2015-11-01	2015-12-31
591.		2015-05-25	2015-11-01	2015-12-31
592.		2015-05-25	2015-11-01	2015-12-31
593.		2015-05-25	2015-11-01	2015-12-31
594.		2015-05-25	2015-11-01	2015-12-31
595.		2015-05-25	2015-11-01	2015-12-31
596.		2015-05-25	2015-11-01	2015-12-31
597.		2015-05-25	2015-11-01	2015-12-31
598.		2015-05-25	2015-11-01	2015-12-31
599.		2015-05-25	2015-11-01	2015-12-31
600.		2015-05-25	2015-11-01	2015-12-31
601.		2015-05-25	2015-11-01	2015-12-31
602.		2015-05-25	2015-11-01	2015-12-31
603.		2015-05-25	2015-11-01	2015-12-31
604.		2015-05-25	2015-11-01	2015-12-31
605.		2015-05-25	2015-11-01	2015-12-31
606.		2015-06-01	2015-11-01	2015-12-31
607.		2015-06-01	2015-11-01	2015-12-31
608.		2015-06-01	2015-11-01	2015-12-31
609.		2015-06-01	2015-11-01	2015-12-31
610.		2015-06-01	2015-11-01	2015-12-31
611.		2015-06-01	2015-11-01	2015-12-31

	D Original contract or training agreement number	E Original registration date of apprenticeship contract or training agreement (YYYYMMDD) (see note 1)	F Start date of employment as an apprentice in the tax year (YYYYMMDD) (see note 2)	G End date of employment as an apprentice in the tax year (YYYYMMDD) (see note 3)
	420	425	430	435
612.		2015-06-01	2015-11-01	2015-12-31
613.		2015-06-01	2015-11-01	2015-12-31
614.		2015-06-01	2015-11-01	2015-12-31
615.		2015-06-01	2015-11-01	2015-12-31
616.		2015-06-01	2015-11-01	2015-12-31
617.		2015-06-01	2015-11-01	2015-12-31
618.		2015-07-06	2015-11-01	2015-12-31
619.		2015-08-06	2015-11-01	2015-12-31
620.		2015-08-06	2015-11-01	2015-12-31
621.		2015-08-06	2015-11-01	2015-12-31
622.		2015-08-10	2015-11-01	2015-12-31
623.		2015-08-10	2015-11-01	2015-12-31
624.		2015-08-10	2015-11-01	2015-12-31
625.		2015-08-10	2015-11-01	2015-12-31
626.		2015-08-10	2015-11-01	2015-12-31
627.		2015-08-10	2015-11-01	2015-12-31
628.		2015-08-10	2015-11-01	2015-12-31
629.		2015-08-10	2015-11-01	2015-12-31
630.		2015-08-10	2015-11-01	2015-12-31
631.		2015-08-10	2015-11-01	2015-12-31
632.		2015-08-10	2015-11-01	2015-12-31
633.		2015-08-10	2015-11-01	2015-12-31
634.		2015-08-10	2015-11-01	2015-12-31
635.		2015-08-10	2015-11-01	2015-12-31
636.		2015-08-10	2015-11-01	2015-12-31
637.		2015-08-10	2015-11-01	2015-12-31
638.		2015-09-15	2015-11-01	2015-12-31
639.		2015-11-23	2015-11-23	2015-12-31
640.		2015-11-23	2015-11-23	2015-12-31
641.		2015-11-23	2015-11-23	2015-12-31
642.		2015-11-23	2015-11-23	2015-12-31
643.		2015-11-23	2015-11-23	2015-12-31
644.		2015-11-23	2015-11-23	2015-12-31
645.		2013-06-03	2015-11-27	2015-12-31
646.		2013-01-28	2015-11-01	2015-12-31
647.		2013-01-28	2015-11-01	2015-12-31
648.		2013-01-28	2015-11-01	2015-12-31
649.		2012-05-28	2015-11-01	2015-12-31
650.		2013-01-28	2015-12-24	2015-12-31
651.		2014-05-26	2015-11-01	2015-11-30
652.		2013-01-28	2015-11-01	2015-12-31

Note 1: Enter the original registration date of the apprenticeship contract or training agreement in all cases, even when multiple employers employed the apprentice.

Note 2: When there are multiple employment periods as an apprentice in the tax year with the corporation, enter the date that is the first day of employment as an apprentice in the tax year with the corporation. When claiming an ATTC for repayment of government assistance, enter the start date of employment as an apprentice for the tax year in which the government assistance was received.

Note 3: When there are multiple employment periods as an apprentice in the tax year with the corporation, enter the date that is the last day of employment as an apprentice in the tax year with the corporation. When claiming an ATTC for repayment of government assistance, enter the end date of employment as an apprentice for the tax year in which the government assistance was received.

Part 4 – Ontario apprenticeship training tax credit (continued)

	H1 Number of days in the tax year employed as an apprentice in a qualifying apprenticeship program that began before April 24, 2015 (see note 1)	H2 Number of days in the tax year employed as an apprentice in a qualifying apprenticeship program that began after April 23, 2015 (see note 1)	I Maximum credit amount for the tax year (see note 2)
	442	443	445
1.	32		877
2.	61		1,671
3.	61		1,671
4.	61		1,671
5.	61		1,671
6.	61		1,671
7.	61		1,671
8.	61		1,671
9.	61		1,671
10.	61		1,671
11.	61		1,671
12.	61		1,671
13.	61		1,671
14.	61		1,671
15.	61		1,671
16.	61		1,671
17.	61		1,671
18.	46		1,260
19.	61		1,671
20.	61		1,671
21.	61		1,671
22.	61		1,671
23.	61		1,671
24.	61		1,671
25.	61		1,671
26.	61		1,671
27.	61		1,671
28.	61		1,671
29.	61		1,671
30.	61		1,671
31.	61		1,671
32.	61		1,671
33.	61		1,671
34.	61		1,671
35.	61		1,671
36.	61		1,671
37.	61		1,671
38.	61		1,671
39.	61		1,671
40.	61		1,671
41.	61		1,671
42.	61		1,671
43.	61		1,671
44.	61		1,671
45.	61		1,671
46.	61		1,671
47.	61		1,671
48.	61		1,671
49.	23		630
50.	61		1,671
51.	61		1,671
52.	31		849

	H1 Number of days in the tax year employed as an apprentice in a qualifying apprenticeship program that began before April 24, 2015 (see note 1)	H2 Number of days in the tax year employed as an apprentice in a qualifying apprenticeship program that began after April 23, 2015 (see note 1)	I Maximum credit amount for the tax year (see note 2)
	442	443	445
53.	61		1,671
54.	61		1,671
55.	61		1,671
56.	61		1,671
57.	61		1,671
58.	61		1,671
59.	61		1,671
60.	61		1,671
61.	61		1,671
62.	61		1,671
63.	61		1,671
64.	61		1,671
65.	60		1,644
66.	61		1,671
67.	61		1,671
68.	61		1,671
69.	61		1,671
70.	61		1,671
71.	61		1,671
72.	61		1,671
73.	61		1,671
74.	61		1,671
75.	61		1,671
76.	61		1,671
77.	61		1,671
78.	61		1,671
79.	61		1,671
80.	61		1,671
81.	61		1,671
82.	61		1,671
83.	61		1,671
84.	61		1,671
85.	61		1,671
86.	61		1,671
87.	61		1,671
88.	61		1,671
89.	61		1,671
90.	61		1,671
91.	61		1,671
92.	1		27
93.	61		1,671
94.	61		1,671
95.	61		1,671
96.	61		1,671
97.	61		1,671
98.	61		1,671
99.	61		1,671
100.	61		1,671
101.	61		1,671
102.	61		1,671
103.	61		1,671
104.	61		1,671
105.	61		1,671
106.	61		1,671

	H1 Number of days in the tax year employed as an apprentice in a qualifying apprenticeship program that began before April 24, 2015 (see note 1) 442	H2 Number of days in the tax year employed as an apprentice in a qualifying apprenticeship program that began after April 23, 2015 (see note 1) 443	I Maximum credit amount for the tax year (see note 2) 445
107.	61		1,671
108.	61		1,671
109.	61		1,671
110.	61		1,671
111.	61		1,671
112.	61		1,671
113.	61		1,671
114.	61		1,671
115.	61		1,671
116.	61		1,671
117.	61		1,671
118.	61		1,671
119.	61		1,671
120.	61		1,671
121.	61		1,671
122.	61		1,671
123.	61		1,671
124.	61		1,671
125.	61		1,671
126.	61		1,671
127.	61		1,671
128.	61		1,671
129.	61		1,671
130.	61		1,671
131.	61		1,671
132.	61		1,671
133.	61		1,671
134.	61		1,671
135.	61		1,671
136.	61		1,671
137.	61		1,671
138.	61		1,671
139.	61		1,671
140.	61		1,671
141.	61		1,671
142.	61		1,671
143.	61		1,671
144.	61		1,671
145.	61		1,671
146.	61		1,671
147.	61		1,671
148.	61		1,671
149.	61		1,671
150.	61		1,671
151.	61		1,671
152.	61		1,671
153.	61		1,671
154.	61		1,671
155.	61		1,671
156.	61		1,671
157.	61		1,671
158.	61		1,671
159.	61		1,671
160.	61		1,671

	H1 Number of days in the tax year employed as an apprentice in a qualifying apprenticeship program that began before April 24, 2015 (see note 1)	H2 Number of days in the tax year employed as an apprentice in a qualifying apprenticeship program that began after April 23, 2015 (see note 1)	I Maximum credit amount for the tax year (see note 2)
	442	443	445
161.	61		1,671
162.	61		1,671
163.	61		1,671
164.	61		1,671
165.	61		1,671
166.	61		1,671
167.	61		1,671
168.	61		1,671
169.	61		1,671
170.	61		1,671
171.	61		1,671
172.	61		1,671
173.	61		1,671
174.	61		1,671
175.	61		1,671
176.	61		1,671
177.	61		1,671
178.	61		1,671
179.	61		1,671
180.	61		1,671
181.	61		1,671
182.	61		1,671
183.	61		1,671
184.	61		1,671
185.	61		1,671
186.	61		1,671
187.	61		1,671
188.	61		1,671
189.	61		1,671
190.	61		1,671
191.	61		1,671
192.	61		1,671
193.	61		1,671
194.	61		1,671
195.	61		1,671
196.	61		1,671
197.	61		1,671
198.	61		1,671
199.	61		1,671
200.	61		1,671
201.	61		1,671
202.	61		1,671
203.	61		1,671
204.	61		1,671
205.	61		1,671
206.	61		1,671
207.	61		1,671
208.	61		1,671
209.	61		1,671
210.	61		1,671
211.	61		1,671
212.	61		1,671
213.	61		1,671
214.	61		1,671

	H1 Number of days in the tax year employed as an apprentice in a qualifying apprenticeship program that began before April 24, 2015 (see note 1)	H2 Number of days in the tax year employed as an apprentice in a qualifying apprenticeship program that began after April 23, 2015 (see note 1)	I Maximum credit amount for the tax year (see note 2)
	442	443	445
215.	61		1,671
216.	61		1,671
217.	61		1,671
218.	61		1,671
219.	61		1,671
220.	61		1,671
221.	61		1,671
222.	61		1,671
223.	61		1,671
224.	61		1,671
225.	61		1,671
226.	61		1,671
227.	61		1,671
228.	61		1,671
229.	61		1,671
230.	61		1,671
231.	61		1,671
232.	61		1,671
233.	61		1,671
234.	61		1,671
235.	61		1,671
236.	61		1,671
237.	61		1,671
238.	61		1,671
239.	61		1,671
240.	61		1,671
241.	61		1,671
242.	61		1,671
243.	61		1,671
244.	61		1,671
245.	61		1,671
246.	61		1,671
247.	61		1,671
248.	61		1,671
249.	61		1,671
250.	61		1,671
251.	61		1,671
252.	61		1,671
253.	61		1,671
254.	61		1,671
255.	61		1,671
256.	61		1,671
257.	61		1,671
258.	61		1,671
259.	61		1,671
260.	61		1,671
261.	61		1,671
262.	61		1,671
263.	61		1,671
264.	61		1,671
265.	61		1,671
266.	61		1,671
267.	61		1,671
268.	61		1,671

	H1 Number of days in the tax year employed as an apprentice in a qualifying apprenticeship program that began before April 24, 2015 (see note 1)	H2 Number of days in the tax year employed as an apprentice in a qualifying apprenticeship program that began after April 23, 2015 (see note 1)	I Maximum credit amount for the tax year (see note 2)
	442	443	445
269.	61		1,671
270.	61		1,671
271.	61		1,671
272.	61		1,671
273.	61		1,671
274.	61		1,671
275.	61		1,671
276.	61		1,671
277.	61		1,671
278.	61		1,671
279.	61		1,671
280.	61		1,671
281.	61		1,671
282.	61		1,671
283.	61		1,671
284.	61		1,671
285.	61		1,671
286.	61		1,671
287.	61		1,671
288.	61		1,671
289.	61		1,671
290.	61		1,671
291.	61		1,671
292.	61		1,671
293.	61		1,671
294.	61		1,671
295.	61		1,671
296.	61		1,671
297.	61		1,671
298.	61		1,671
299.	61		1,671
300.	61		1,671
301.	61		1,671
302.	61		1,671
303.	61		1,671
304.	61		1,671
305.	61		1,671
306.	61		1,671
307.	61		1,671
308.	61		1,671
309.	61		1,671
310.	61		1,671
311.	61		1,671
312.	61		1,671
313.	61		1,671
314.	61		1,671
315.	61		1,671
316.	61		1,671
317.	61		1,671
318.	61		1,671
319.	61		1,671
320.	61		1,671
321.	61		1,671
322.	61		1,671

	H1 Number of days in the tax year employed as an apprentice in a qualifying apprenticeship program that began before April 24, 2015 (see note 1)	H2 Number of days in the tax year employed as an apprentice in a qualifying apprenticeship program that began after April 23, 2015 (see note 1)	I Maximum credit amount for the tax year (see note 2)
	442	443	445
323.	61		1,671
324.	61		1,671
325.	61		1,671
326.	61		1,671
327.	61		1,671
328.	61		1,671
329.	61		1,671
330.	61		1,671
331.	61		1,671
332.	61		1,671
333.	61		1,671
334.	61		1,671
335.	61		1,671
336.	61		1,671
337.	61		1,671
338.	61		1,671
339.	61		1,671
340.	61		1,671
341.	61		1,671
342.	61		1,671
343.	61		1,671
344.	61		1,671
345.	61		1,671
346.	61		1,671
347.	61		1,671
348.	61		1,671
349.	61		1,671
350.	61		1,671
351.	61		1,671
352.	61		1,671
353.	61		1,671
354.	61		1,671
355.	61		1,671
356.	61		1,671
357.	61		1,671
358.	61		1,671
359.	61		1,671
360.	61		1,671
361.	61		1,671
362.	61		1,671
363.	61		1,671
364.	61		1,671
365.	61		1,671
366.	61		1,671
367.	61		1,671
368.	61		1,671
369.	61		1,671
370.	61		1,671
371.	61		1,671
372.	61		1,671
373.	61		1,671
374.	61		1,671
375.	61		1,671
376.	61		1,671

	H1 Number of days in the tax year employed as an apprentice in a qualifying apprenticeship program that began before April 24, 2015 (see note 1)	H2 Number of days in the tax year employed as an apprentice in a qualifying apprenticeship program that began after April 23, 2015 (see note 1)	I Maximum credit amount for the tax year (see note 2)
	442	443	445
377.	61		1,671
378.	61		1,671
379.	61		1,671
380.	61		1,671
381.	61		1,671
382.	61		1,671
383.	61		1,671
384.	61		1,671
385.	61		1,671
386.	61		1,671
387.	61		1,671
388.	61		1,671
389.	61		1,671
390.	61		1,671
391.	61		1,671
392.	61		1,671
393.	61		1,671
394.	61		1,671
395.	61		1,671
396.	61		1,671
397.	61		1,671
398.	61		1,671
399.	61		1,671
400.	61		1,671
401.	61		1,671
402.	61		1,671
403.	61		1,671
404.	61		1,671
405.	61		1,671
406.	61		1,671
407.	61		1,671
408.	61		1,671
409.	61		1,671
410.	61		1,671
411.	61		1,671
412.	61		1,671
413.	61		1,671
414.	61		1,671
415.	61		1,671
416.	61		1,671
417.	61		1,671
418.	61		1,671
419.	61		1,671
420.	61		1,671
421.	61		1,671
422.	61		1,671
423.	61		1,671
424.	61		1,671
425.	61		1,671
426.	61		1,671
427.	61		1,671
428.	61		1,671
429.	61		1,671
430.	61		1,671

	H1 Number of days in the tax year employed as an apprentice in a qualifying apprenticeship program that began before April 24, 2015 (see note 1)	H2 Number of days in the tax year employed as an apprentice in a qualifying apprenticeship program that began after April 23, 2015 (see note 1)	I Maximum credit amount for the tax year (see note 2)
	442	443	445
431.	61		1,671
432.	61		1,671
433.	61		1,671
434.	61		1,671
435.	61		1,671
436.	61		1,671
437.	61		1,671
438.	61		1,671
439.	61		1,671
440.	61		1,671
441.	61		1,671
442.	61		1,671
443.	61		1,671
444.	61		1,671
445.	61		1,671
446.	61		1,671
447.	61		1,671
448.	61		1,671
449.	61		1,671
450.	61		1,671
451.	61		1,671
452.	61		1,671
453.	61		1,671
454.	61		1,671
455.	61		1,671
456.	61		1,671
457.	61		1,671
458.	61		1,671
459.	61		1,671
460.	61		1,671
461.	61		1,671
462.	61		1,671
463.	61		1,671
464.	61		1,671
465.	61		1,671
466.	61		1,671
467.	18		493
468.	61		1,671
469.	61		1,671
470.	61		1,671
471.	61		1,671
472.	61		1,671
473.	61		1,671
474.	61		1,671
475.	61		1,671
476.	61		1,671
477.	61		1,671
478.	61		1,671
479.	61		1,671
480.	61		1,671
481.	61		1,671
482.	61		1,671
483.	61		1,671
484.	61		1,671

	H1 Number of days in the tax year employed as an apprentice in a qualifying apprenticeship program that began before April 24, 2015 (see note 1)	H2 Number of days in the tax year employed as an apprentice in a qualifying apprenticeship program that began after April 23, 2015 (see note 1)	I Maximum credit amount for the tax year (see note 2)
	442	443	445
485.	61		1,671
486.	61		1,671
487.	61		1,671
488.	61		1,671
489.	61		1,671
490.	61		1,671
491.	61		1,671
492.	61		1,671
493.	61		1,671
494.	61		1,671
495.	61		1,671
496.	61		1,671
497.	61		1,671
498.	61		1,671
499.	61		1,671
500.	61		1,671
501.	61		1,671
502.	61		1,671
503.	61		1,671
504.	61		1,671
505.	61		1,671
506.	61		1,671
507.	61		1,671
508.	61		1,671
509.	61		1,671
510.	61		1,671
511.	61		1,671
512.	61		1,671
513.	61		1,671
514.	61		1,671
515.	61		1,671
516.	61		1,671
517.	61		1,671
518.	61		1,671
519.	61		1,671
520.	61		1,671
521.	61		1,671
522.	61		1,671
523.	61		1,671
524.	61		1,671
525.	61		1,671
526.	61		1,671
527.	61		1,671
528.	61		1,671
529.	61		1,671
530.	61		1,671
531.	61		1,671
532.	61		1,671
533.	61		1,671
534.	61		1,671
535.	61		1,671
536.	61		1,671
537.	61		1,671
538.	61		1,671

	H1 Number of days in the tax year employed as an apprentice in a qualifying apprenticeship program that began before April 24, 2015 (see note 1) 442	H2 Number of days in the tax year employed as an apprentice in a qualifying apprenticeship program that began after April 23, 2015 (see note 1) 443	I Maximum credit amount for the tax year (see note 2) 445
539.	61		1,671
540.	61		1,671
541.	61		1,671
542.	61		1,671
543.	61		1,671
544.	61		1,671
545.	61		1,671
546.	61		1,671
547.	61		1,671
548.	61		1,671
549.	61		1,671
550.	61		1,671
551.	61		1,671
552.	61		1,671
553.	61		1,671
554.	61		1,671
555.	61		1,671
556.	61		1,671
557.	61		1,671
558.	61		1,671
559.	61		1,671
560.	61		1,671
561.	61		1,671
562.	61		1,671
563.	61		1,671
564.	61		1,671
565.	61		1,671
566.	61		1,671
567.	61		1,671
568.	61		1,671
569.	61		1,671
570.	61		1,671
571.	61		1,671
572.	61		1,671
573.		61	836
574.		61	836
575.		61	836
576.		61	836
577.		61	836
578.		61	836
579.		61	836
580.		61	836
581.		61	836
582.		61	836
583.		61	836
584.		61	836
585.		61	836
586.		61	836
587.		61	836
588.		61	836
589.		61	836
590.		61	836
591.		61	836
592.		61	836

	H1 Number of days in the tax year employed as an apprentice in a qualifying apprenticeship program that began before April 24, 2015 (see note 1) 442	H2 Number of days in the tax year employed as an apprentice in a qualifying apprenticeship program that began after April 23, 2015 (see note 1) 443	I Maximum credit amount for the tax year (see note 2) 445
593.		61	836
594.		61	836
595.		61	836
596.		61	836
597.		61	836
598.		61	836
599.		61	836
600.		61	836
601.		61	836
602.		61	836
603.		61	836
604.		61	836
605.		61	836
606.		61	836
607.		61	836
608.		61	836
609.		61	836
610.		61	836
611.		61	836
612.		61	836
613.		61	836
614.		61	836
615.		61	836
616.		61	836
617.		61	836
618.		61	836
619.		61	836
620.		61	836
621.		61	836
622.		61	836
623.		61	836
624.		61	836
625.		61	836
626.		61	836
627.		61	836
628.		61	836
629.		61	836
630.		61	836
631.		61	836
632.		61	836
633.		61	836
634.		61	836
635.		61	836
636.		61	836
637.		61	836
638.		61	836
639.		39	534
640.		39	534
641.		39	534
642.		39	534
643.		39	534
644.		39	534
645.	35		959
646.	61		1,671

	H1 Number of days in the tax year employed as an apprentice in a qualifying apprenticeship program that began before April 24, 2015 (see note 1) 442	H2 Number of days in the tax year employed as an apprentice in a qualifying apprenticeship program that began after April 23, 2015 (see note 1) 443	I Maximum credit amount for the tax year (see note 2) 445
647.	61		1,671
648.	61		1,671
649.	61		1,671
650.	8		219
651.	30		822
652.	61		1,671

Note 1: When there are multiple employment periods as an apprentice in the tax year with the corporation, do not include days in which the individual was not employed as an apprentice.

For H1: The days employed as an apprentice must be within 48 months of the registration date provided in column E.

For H2: The days employed as an apprentice must be within 36 months of the registration date provided in column E.

Note 2: Maximum credit = $(\$10,000 \times H1/365^*)$ or $(\$5,000 \times H2/365^*)$, whichever applies.

* 366 days, if the tax year includes February 29

	J1 Eligible expenditures incurred after March 26, 2009 for a qualifying apprenticeship program that began before April 24, 2015 (see note 3) 452	J2 Eligible expenditures incurred for a qualifying apprenticeship program that began after April 23, 2015 (see note 3) 453	K Eligible expenditures multiplied by specified percentage (see note 4) 460
1.	80,975		28,341
2.	80,601		28,210
3.	85,628		29,970
4.	103,203		36,121
5.	81,507		28,527
6.	92,237		32,283
7.	80,096		28,034
8.	75,662		26,482
9.	112,173		39,261
10.	107,910		37,769
11.	85,393		29,888
12.	86,025		30,109
13.	89,120		31,192
14.	84,654		29,629
15.	75,810		26,534
16.	83,023		29,058
17.	92,418		32,346
18.	96,313		33,710
19.	89,800		31,430
20.	82,558		28,895
21.	91,089		31,881
22.	83,872		29,355
23.	81,438		28,503
24.	100,992		35,347
25.	80,437		28,153
26.	76,165		26,658
27.	82,738		28,958
28.	102,362		35,827
29.	77,017		26,956
30.	78,130		27,346
31.	81,136		28,398
32.	81,883		28,659
33.	74,945		26,231
34.	85,776		30,022
35.	76,511		26,779
36.	67,109		23,488

	J1 Eligible expenditures incurred after March 26, 2009 for a qualifying apprenticeship program that began before April 24, 2015 (see note 3)	J2 Eligible expenditures incurred for a qualifying apprenticeship program that began after April 23, 2015 (see note 3)	K Eligible expenditures multiplied by specified percentage (see note 4)
	452	453	460
37.	66,140		23,149
38.	66,184		23,164
39.	53,014		18,555
40.	57,171		20,010
41.	57,512		20,129
42.	67,556		23,645
43.	65,864		23,052
44.	78,090		27,332
45.	62,254		21,789
46.	67,207		23,522
47.	91,302		31,956
48.	67,106		23,487
49.	83,192		29,117
50.	62,272		21,795
51.	43,964		15,387
52.	60,102		21,036
53.	79,681		27,888
54.	72,015		25,205
55.	72,879		25,508
56.	72,568		25,399
57.	68,281		23,898
58.	74,856		26,200
59.	80,906		28,317
60.	77,425		27,099
61.	74,063		25,922
62.	72,291		25,302
63.	99,390		34,787
64.	72,715		25,450
65.	80,678		28,237
66.	76,769		26,869
67.	81,105		28,387
68.	81,447		28,506
69.	100,838		35,293
70.	83,593		29,258
71.	63,204		22,121
72.	49,991		17,497
73.	74,017		25,906
74.	92,126		32,244
75.	69,219		24,227
76.	65,439		22,904
77.	75,042		26,265
78.	80,797		28,279
79.	58,967		20,638
80.	84,958		29,735
81.	60,270		21,095
82.	55,784		19,524
83.	51,021		17,857
84.	62,867		22,003
85.	59,397		20,789
86.	52,712		18,449
87.	59,117		20,691
88.	48,389		16,936
89.	50,543		17,690
90.	38,407		13,442

	J1 Eligible expenditures incurred after March 26, 2009 for a qualifying apprenticeship program that began before April 24, 2015 (see note 3)	J2 Eligible expenditures incurred for a qualifying apprenticeship program that began after April 23, 2015 (see note 3)	K Eligible expenditures multiplied by specified percentage (see note 4)
	452	453	460
91.	52,964		18,537
92.	83,889		29,361
93.	74,821		26,187
94.	63,649		22,277
95.	66,700		23,345
96.	62,121		21,742
97.	70,298		24,604
98.	72,881		25,508
99.	87,432		30,601
100.	75,690		26,492
101.	60,020		21,007
102.	66,270		23,195
103.	71,382		24,984
104.	80,250		28,088
105.	50,101		17,535
106.	82,051		28,718
107.	86,442		30,255
108.	68,481		23,968
109.	72,650		25,428
110.	69,308		24,258
111.	68,199		23,870
112.	71,290		24,952
113.	40,749		14,262
114.	71,996		25,199
115.	72,229		25,280
116.	90,172		31,560
117.	73,276		25,647
118.	72,772		25,470
119.	74,116		25,941
120.	83,066		29,073
121.	72,219		25,277
122.	69,230		24,231
123.	46,715		16,350
124.	73,604		25,761
125.	70,271		24,595
126.	72,837		25,493
127.	71,192		24,917
128.	60,994		21,348
129.	67,137		23,498
130.	65,774		23,021
131.	70,149		24,552
132.	75,847		26,546
133.	29,163		10,207
134.	76,773		26,871
135.	29,687		10,390
136.	41,088		14,381
137.	31,275		10,946
138.	75,086		26,280
139.	66,440		23,254
140.	115,426		40,399
141.	79,109		27,688
142.	70,416		24,646
143.	66,412		23,244
144.	68,814		24,085

	J1 Eligible expenditures incurred after March 26, 2009 for a qualifying apprenticeship program that began before April 24, 2015 (see note 3)	J2 Eligible expenditures incurred for a qualifying apprenticeship program that began after April 23, 2015 (see note 3)	K Eligible expenditures multiplied by specified percentage (see note 4)
	452	453	460
145.	71,167		24,908
146.	67,231		23,531
147.	75,323		26,363
148.	74,434		26,052
149.	80,891		28,312
150.	53,391		18,687
151.	63,969		22,389
152.	58,045		20,316
153.	89,999		31,500
154.	61,221		21,427
155.	54,432		19,051
156.	64,229		22,480
157.	68,415		23,945
158.	60,465		21,163
159.	66,968		23,439
160.	67,205		23,522
161.	62,014		21,705
162.	55,980		19,593
163.	63,713		22,300
164.	55,902		19,566
165.	66,541		23,289
166.	68,652		24,028
167.	68,034		23,812
168.	75,503		26,426
169.	68,908		24,118
170.	71,070		24,875
171.	101,756		35,615
172.	59,560		20,846
173.	56,678		19,837
174.	55,157		19,305
175.	68,406		23,942
176.	74,883		26,209
177.	74,307		26,007
178.	67,775		23,721
179.	63,374		22,181
180.	65,036		22,763
181.	54,859		19,201
182.	58,019		20,307
183.	78,822		27,588
184.	57,059		19,971
185.	57,857		20,250
186.	53,910		18,869
187.	45,436		15,903
188.	47,823		16,738
189.	43,438		15,203
190.	61,845		21,646
191.	1,968		689
192.	48,565		16,998
193.	2,785		975
194.	70,535		24,687
195.	67,688		23,691
196.	65,285		22,850
197.	75,267		26,343
198.	53,772		18,820

	J1 Eligible expenditures incurred after March 26, 2009 for a qualifying apprenticeship program that began before April 24, 2015 (see note 3)	J2 Eligible expenditures incurred for a qualifying apprenticeship program that began after April 23, 2015 (see note 3)	K Eligible expenditures multiplied by specified percentage (see note 4)
	452	453	460
199.	51,870		18,155
200.	79,363		27,777
201.	70,264		24,592
202.	51,442		18,005
203.	63,584		22,254
204.	50,753		17,764
205.	45,861		16,051
206.	64,352		22,523
207.	43,769		15,319
208.	1,814		635
209.	73,454		25,709
210.	79,415		27,795
211.	57,169		20,009
212.	122,355		42,824
213.	113,472		39,715
214.	66,717		23,351
215.	55,554		19,444
216.	71,464		25,012
217.	61,361		21,476
218.	32,007		11,202
219.	57,186		20,015
220.	58,496		20,474
221.	54,813		19,185
222.	55,624		19,468
223.	57,925		20,274
224.	60,213		21,075
225.	58,426		20,449
226.	51,717		18,101
227.	51,010		17,854
228.	43,297		15,154
229.	59,873		20,956
230.	31,284		10,949
231.	2,728		955
232.	1,173		411
233.	75,360		26,376
234.	2,131		746
235.	62,516		21,881
236.	28,630		10,021
237.	64,932		22,726
238.	64,278		22,497
239.	59,540		20,839
240.	882		309
241.	1,319		462
242.	4,344		1,520
243.	3,079		1,078
244.	223		78
245.	57,383		20,084
246.	43,303		15,156
247.	51,372		17,980
248.	79,723		27,903
249.	55,096		19,284
250.	62,320		21,812
251.	62,051		21,718
252.	55,397		19,389

	J1 Eligible expenditures incurred after March 26, 2009 for a qualifying apprenticeship program that began before April 24, 2015 (see note 3)	J2 Eligible expenditures incurred for a qualifying apprenticeship program that began after April 23, 2015 (see note 3)	K Eligible expenditures multiplied by specified percentage (see note 4)
	452	453	460
253.	62,902		22,016
254.	55,984		19,594
255.	65,011		22,754
256.	60,640		21,224
257.	57,239		20,034
258.	49,194		17,218
259.	69,085		24,180
260.	56,909		19,918
261.	57,473		20,116
262.	52,370		18,330
263.	43,568		15,249
264.	72,800		25,480
265.	79,481		27,818
266.	48,168		16,859
267.	61,135		21,397
268.	39,874		13,956
269.	57,238		20,033
270.	42,159		14,756
271.	51,986		18,195
272.	43,235		15,132
273.	51,780		18,123
274.	37,784		13,224
275.	70,769		24,769
276.	76,766		26,868
277.	82,687		28,940
278.	63,507		22,227
279.	38,679		13,538
280.	64,419		22,547
281.	62,416		21,846
282.	58,574		20,501
283.	61,409		21,493
284.	64,010		22,404
285.	67,746		23,711
286.	70,664		24,732
287.	73,985		25,895
288.	60,882		21,309
289.	59,782		20,924
290.	38,819		13,587
291.	61,323		21,463
292.	61,560		21,546
293.	61,781		21,623
294.	56,268		19,694
295.	75,673		26,486
296.	59,869		20,954
297.	52,762		18,467
298.	46,075		16,126
299.	48,260		16,891
300.	39,206		13,722
301.	52,279		18,298
302.	64,001		22,400
303.	56,904		19,916
304.	54,696		19,144
305.	59,590		20,857
306.	64,820		22,687

	J1 Eligible expenditures incurred after March 26, 2009 for a qualifying apprenticeship program that began before April 24, 2015 (see note 3)	J2 Eligible expenditures incurred for a qualifying apprenticeship program that began after April 23, 2015 (see note 3)	K Eligible expenditures multiplied by specified percentage (see note 4)
	452	453	460
307.	62,949		22,032
308.	63,914		22,370
309.	74,355		26,024
310.	56,721		19,852
311.	64,167		22,458
312.	65,153		22,804
313.	65,312		22,859
314.	61,864		21,652
315.	62,765		21,968
316.	53,376		18,682
317.	74,602		26,111
318.	76,971		26,940
319.	60,076		21,027
320.	51,067		17,873
321.	50,733		17,757
322.	42,111		14,739
323.	51,587		18,055
324.	39,710		13,899
325.	58,748		20,562
326.	54,911		19,219
327.	70,917		24,821
328.	59,628		20,870
329.	60,908		21,318
330.	61,367		21,478
331.	91,618		32,066
332.	64,726		22,654
333.	58,147		20,351
334.	60,558		21,195
335.	63,099		22,085
336.	65,586		22,955
337.	56,921		19,922
338.	60,725		21,254
339.	69,944		24,480
340.	54,041		18,914
341.	67,544		23,640
342.	66,248		23,187
343.	57,963		20,287
344.	54,022		18,908
345.	50,712		17,749
346.	51,389		17,986
347.	51,397		17,989
348.	50,512		17,679
349.	49,043		17,165
350.	50,698		17,744
351.	49,904		17,466
352.	53,070		18,575
353.	49,561		17,346
354.	58,532		20,486
355.	3,611		1,264
356.	57,553		20,144
357.	71,107		24,887
358.	34,846		12,196
359.	41,772		14,620
360.	39,463		13,812

	J1 Eligible expenditures incurred after March 26, 2009 for a qualifying apprenticeship program that began before April 24, 2015 (see note 3)	J2 Eligible expenditures incurred for a qualifying apprenticeship program that began after April 23, 2015 (see note 3)	K Eligible expenditures multiplied by specified percentage (see note 4)
	452	453	460
361.	48,999		17,150
362.	43,390		15,187
363.	55,569		19,449
364.	61,098		21,384
365.	36,555		12,794
366.	71,129		24,895
367.	71,533		25,037
368.	60,281		21,098
369.	67,621		23,667
370.	1,275		446
371.	70,829		24,790
372.	66,358		23,225
373.	60,805		21,282
374.	58,110		20,339
375.	55,359		19,376
376.	51,082		17,879
377.	54,249		18,987
378.	59,122		20,693
379.	50,467		17,663
380.	47,912		16,769
381.	47,119		16,492
382.	47,473		16,616
383.	50,695		17,743
384.	55,799		19,530
385.	50,412		17,644
386.	49,840		17,444
387.	53,839		18,844
388.	47,351		16,573
389.	52,940		18,529
390.	53,214		18,625
391.	50,330		17,616
392.	55,523		19,433
393.	57,661		20,181
394.	83,863		29,352
395.	55,113		19,290
396.	69,340		24,269
397.	55,541		19,439
398.	64,517		22,581
399.	62,221		21,777
400.	62,052		21,718
401.	59,256		20,740
402.	58,884		20,609
403.	60,948		21,332
404.	66,495		23,273
405.	44,885		15,710
406.	55,600		19,460
407.	58,679		20,538
408.	61,657		21,580
409.	57,404		20,091
410.	60,139		21,049
411.	64,961		22,736
412.	65,854		23,049
413.	65,945		23,081
414.	55,998		19,599

	J1 Eligible expenditures incurred after March 26, 2009 for a qualifying apprenticeship program that began before April 24, 2015 (see note 3)	J2 Eligible expenditures incurred for a qualifying apprenticeship program that began after April 23, 2015 (see note 3)	K Eligible expenditures multiplied by specified percentage (see note 4)
	452	453	460
415.	58,540		20,489
416.	66,375		23,231
417.	61,991		21,697
418.	61,312		21,459
419.	54,355		19,024
420.	54,475		19,066
421.	68,890		24,112
422.	58,348		20,422
423.	62,158		21,755
424.	52,379		18,333
425.	53,286		18,650
426.	50,475		17,666
427.	58,662		20,532
428.	47,539		16,639
429.	52,358		18,325
430.	50,151		17,553
431.	49,267		17,243
432.	49,684		17,389
433.	46,993		16,448
434.	48,273		16,896
435.	55,753		19,514
436.	40,661		14,231
437.	53,848		18,847
438.	56,410		19,744
439.	55,654		19,479
440.	44,276		15,497
441.	46,731		16,356
442.	45,197		15,819
443.	53,579		18,753
444.	48,776		17,072
445.	48,785		17,075
446.	53,363		18,677
447.	43,929		15,375
448.	46,608		16,313
449.	70,126		24,544
450.	54,751		19,163
451.	43,315		15,160
452.	49,231		17,231
453.	52,131		18,246
454.	48,522		16,983
455.	43,218		15,126
456.	44,791		15,677
457.	51,367		17,978
458.	48,295		16,903
459.	39,240		13,734
460.	51,109		17,888
461.	50,362		17,627
462.	47,540		16,639
463.	43,986		15,395
464.	40,908		14,318
465.	39,879		13,958
466.	37,025		12,959
467.	39,416		13,796
468.	56,963		19,937

	J1 Eligible expenditures incurred after March 26, 2009 for a qualifying apprenticeship program that began before April 24, 2015 (see note 3)	J2 Eligible expenditures incurred for a qualifying apprenticeship program that began after April 23, 2015 (see note 3)	K Eligible expenditures multiplied by specified percentage (see note 4)
	452	453	460
469.	58,790		20,577
470.	67,623		23,668
471.	66,484		23,269
472.	57,307		20,057
473.	47,093		16,483
474.	65,327		22,864
475.	57,635		20,172
476.	55,900		19,565
477.	54,120		18,942
478.	64,034		22,412
479.	60,366		21,128
480.	29,971		10,490
481.	31,075		10,876
482.	38,471		13,465
483.	48,608		17,013
484.	33,152		11,603
485.	33,475		11,716
486.	50,611		17,714
487.	34,520		12,082
488.	39,369		13,779
489.	31,075		10,876
490.	58,445		20,456
491.	72,336		25,318
492.	50,222		17,578
493.	54,336		19,018
494.	53,445		18,706
495.	39,926		13,974
496.	50,882		17,809
497.	55,318		19,361
498.	48,044		16,815
499.	51,295		17,953
500.	43,865		15,353
501.	47,187		16,515
502.	49,743		17,410
503.	56,588		19,806
504.	52,890		18,512
505.	55,403		19,391
506.	49,208		17,223
507.	60,515		21,180
508.	56,361		19,726
509.	60,448		21,157
510.	58,078		20,327
511.	75,386		26,385
512.	44,327		15,514
513.	49,597		17,359
514.	45,729		16,005
515.	44,078		15,427
516.	46,081		16,128
517.	50,206		17,572
518.	47,705		16,697
519.	50,791		17,777
520.	51,351		17,973
521.	45,282		15,849
522.	52,502		18,376

	J1 Eligible expenditures incurred after March 26, 2009 for a qualifying apprenticeship program that began before April 24, 2015 (see note 3)	J2 Eligible expenditures incurred for a qualifying apprenticeship program that began after April 23, 2015 (see note 3)	K Eligible expenditures multiplied by specified percentage (see note 4)
	452	453	460
523.	49,450		17,308
524.	55,989		19,596
525.	44,114		15,440
526.	41,645		14,576
527.	48,177		16,862
528.	56,144		19,650
529.	44,416		15,546
530.	32,101		11,235
531.	34,247		11,986
532.	30,156		10,555
533.	32,678		11,437
534.	25,729		9,005
535.	53,282		18,649
536.	39,818		13,936
537.	42,374		14,831
538.	45,996		16,099
539.	52,469		18,364
540.	43,242		15,135
541.	45,631		15,971
542.	39,986		13,995
543.	41,351		14,473
544.	44,478		15,567
545.	45,847		16,046
546.	41,142		14,400
547.	41,843		14,645
548.	39,645		13,876
549.	47,876		16,757
550.	42,719		14,952
551.	36,276		12,697
552.	49,085		17,180
553.	35,248		12,337
554.	33,420		11,697
555.	30,596		10,709
556.	40,765		14,268
557.	29,590		10,357
558.	31,190		10,917
559.	28,590		10,007
560.	31,181		10,913
561.	29,050		10,168
562.	28,355		9,924
563.	29,543		10,340
564.	28,113		9,840
565.	29,003		10,151
566.	30,799		10,780
567.	30,403		10,641
568.	36,791		12,877
569.	28,840		10,094
570.	32,840		11,494
571.	33,506		11,727
572.	30,411		10,644
573.		36,427	9,107
574.		39,642	9,911
575.		39,328	9,832
576.		35,149	8,787

	J1 Eligible expenditures incurred after March 26, 2009 for a qualifying apprenticeship program that began before April 24, 2015 (see note 3) 452	J2 Eligible expenditures incurred for a qualifying apprenticeship program that began after April 23, 2015 (see note 3) 453	K Eligible expenditures multiplied by specified percentage (see note 4) 460
577.		40,201	10,050
578.		46,735	11,684
579.		36,964	9,241
580.		37,725	9,431
581.		34,625	8,656
582.		35,712	8,928
583.		38,974	9,744
584.		40,470	10,118
585.		44,787	11,197
586.		38,790	9,698
587.		36,825	9,206
588.		42,368	10,592
589.		40,201	10,050
590.		38,197	9,549
591.		38,097	9,524
592.		35,829	8,957
593.		42,241	10,560
594.		34,774	8,694
595.		55,232	13,808
596.		32,170	8,043
597.		33,233	8,308
598.		41,220	10,305
599.		40,934	10,234
600.		40,612	10,153
601.		46,863	11,716
602.		32,441	8,110
603.		30,372	7,593
604.		36,303	9,076
605.		42,214	10,554
606.		40,909	10,227
607.		30,350	7,588
608.		26,422	6,606
609.		36,092	9,023
610.		27,234	6,809
611.		34,377	8,594
612.		31,628	7,907
613.		36,211	9,053
614.		25,748	6,437
615.		28,913	7,228
616.		44,251	11,063
617.		41,110	10,278
618.		32,549	8,137
619.		17,376	4,344
620.		17,309	4,327
621.		15,166	3,792
622.		26,916	6,729
623.		20,195	5,049
624.		21,060	5,265
625.		17,140	4,285
626.		16,539	4,135
627.		26,900	6,725
628.		29,537	7,384
629.		25,987	6,497
630.		28,211	7,053

	J1 Eligible expenditures incurred after March 26, 2009 for a qualifying apprenticeship program that began before April 24, 2015 (see note 3) 452	J2 Eligible expenditures incurred for a qualifying apprenticeship program that began after April 23, 2015 (see note 3) 453	K Eligible expenditures multiplied by specified percentage (see note 4) 460
631.		14,907	3,727
632.		20,805	5,201
633.		17,015	4,254
634.		19,368	4,842
635.		19,352	4,838
636.		21,145	5,286
637.		19,284	4,821
638.		55,051	13,763
639.		3,124	781
640.		2,750	688
641.		3,078	770
642.		3,744	936
643.		3,263	816
644.		2,951	738
645.	6,460		2,261
646.	14,484		5,069
647.	12,584		4,404
648.	15,266		5,343
649.	11,936		4,178
650.	1,714		600
651.	3,928		1,375
652.	12,396		4,339

Note 3: Reduce eligible expenditures by all government assistance, as defined under subsection 89(19) of the *Taxation Act, 2007* (Ontario), that the corporation has received, is entitled to receive, or may reasonably expect to receive, in respect of the eligible expenditures, on or before the filing due date of the *T2 Corporation Income Tax Return* for the tax year.

For J1: Eligible expenditures must be for services provided by the apprentice to the taxpayer during the first 48 months of the apprenticeship program, and not relating to services performed before the apprenticeship program began or after it ended.

For J2: Eligible expenditures must be for services provided by the apprentice to the taxpayer during the first 36 months of the apprenticeship program, and not relating to services performed before the apprenticeship began or after it ended.

Note 4: Calculate the amount in column K as follows:

Column K = (J1 × line 312) or (J2 × line 314), whichever applies.

	L ATTC on eligible expenditures (lesser of columns I and K) 470	M ATTC on repayment of government assistance (see note 5) 480	N ATTC for each apprentice (column L or M, whichever applies) 490
1.	877		877
2.	1,671		1,671
3.	1,671		1,671
4.	1,671		1,671
5.	1,671		1,671
6.	1,671		1,671
7.	1,671		1,671
8.	1,671		1,671
9.	1,671		1,671
10.	1,671		1,671
11.	1,671		1,671
12.	1,671		1,671
13.	1,671		1,671
14.	1,671		1,671
15.	1,671		1,671
16.	1,671		1,671
17.	1,671		1,671

	L ATTC on eligible expenditures (lesser of columns I and K)	M ATTC on repayment of government assistance (see note 5)	N ATTC for each apprentice (column L or M, whichever applies)
	470	480	490
18.	1,260		1,260
19.	1,671		1,671
20.	1,671		1,671
21.	1,671		1,671
22.	1,671		1,671
23.	1,671		1,671
24.	1,671		1,671
25.	1,671		1,671
26.	1,671		1,671
27.	1,671		1,671
28.	1,671		1,671
29.	1,671		1,671
30.	1,671		1,671
31.	1,671		1,671
32.	1,671		1,671
33.	1,671		1,671
34.	1,671		1,671
35.	1,671		1,671
36.	1,671		1,671
37.	1,671		1,671
38.	1,671		1,671
39.	1,671		1,671
40.	1,671		1,671
41.	1,671		1,671
42.	1,671		1,671
43.	1,671		1,671
44.	1,671		1,671
45.	1,671		1,671
46.	1,671		1,671
47.	1,671		1,671
48.	1,671		1,671
49.	630		630
50.	1,671		1,671
51.	1,671		1,671
52.	849		849
53.	1,671		1,671
54.	1,671		1,671
55.	1,671		1,671
56.	1,671		1,671
57.	1,671		1,671
58.	1,671		1,671
59.	1,671		1,671
60.	1,671		1,671
61.	1,671		1,671
62.	1,671		1,671
63.	1,671		1,671
64.	1,671		1,671
65.	1,644		1,644
66.	1,671		1,671
67.	1,671		1,671
68.	1,671		1,671
69.	1,671		1,671
70.	1,671		1,671

	L ATTC on eligible expenditures (lesser of columns I and K)	M ATTC on repayment of government assistance (see note 5)	N ATTC for each apprentice (column L or M, whichever applies)
	470	480	490
71.	1,671		1,671
72.	1,671		1,671
73.	1,671		1,671
74.	1,671		1,671
75.	1,671		1,671
76.	1,671		1,671
77.	1,671		1,671
78.	1,671		1,671
79.	1,671		1,671
80.	1,671		1,671
81.	1,671		1,671
82.	1,671		1,671
83.	1,671		1,671
84.	1,671		1,671
85.	1,671		1,671
86.	1,671		1,671
87.	1,671		1,671
88.	1,671		1,671
89.	1,671		1,671
90.	1,671		1,671
91.	1,671		1,671
92.	27		27
93.	1,671		1,671
94.	1,671		1,671
95.	1,671		1,671
96.	1,671		1,671
97.	1,671		1,671
98.	1,671		1,671
99.	1,671		1,671
100.	1,671		1,671
101.	1,671		1,671
102.	1,671		1,671
103.	1,671		1,671
104.	1,671		1,671
105.	1,671		1,671
106.	1,671		1,671
107.	1,671		1,671
108.	1,671		1,671
109.	1,671		1,671
110.	1,671		1,671
111.	1,671		1,671
112.	1,671		1,671
113.	1,671		1,671
114.	1,671		1,671
115.	1,671		1,671
116.	1,671		1,671
117.	1,671		1,671
118.	1,671		1,671
119.	1,671		1,671
120.	1,671		1,671
121.	1,671		1,671
122.	1,671		1,671
123.	1,671		1,671

	L ATTC on eligible expenditures (lesser of columns I and K)	M ATTC on repayment of government assistance (see note 5)	N ATTC for each apprentice (column L or M, whichever applies)
	470	480	490
124.	1,671		1,671
125.	1,671		1,671
126.	1,671		1,671
127.	1,671		1,671
128.	1,671		1,671
129.	1,671		1,671
130.	1,671		1,671
131.	1,671		1,671
132.	1,671		1,671
133.	1,671		1,671
134.	1,671		1,671
135.	1,671		1,671
136.	1,671		1,671
137.	1,671		1,671
138.	1,671		1,671
139.	1,671		1,671
140.	1,671		1,671
141.	1,671		1,671
142.	1,671		1,671
143.	1,671		1,671
144.	1,671		1,671
145.	1,671		1,671
146.	1,671		1,671
147.	1,671		1,671
148.	1,671		1,671
149.	1,671		1,671
150.	1,671		1,671
151.	1,671		1,671
152.	1,671		1,671
153.	1,671		1,671
154.	1,671		1,671
155.	1,671		1,671
156.	1,671		1,671
157.	1,671		1,671
158.	1,671		1,671
159.	1,671		1,671
160.	1,671		1,671
161.	1,671		1,671
162.	1,671		1,671
163.	1,671		1,671
164.	1,671		1,671
165.	1,671		1,671
166.	1,671		1,671
167.	1,671		1,671
168.	1,671		1,671
169.	1,671		1,671
170.	1,671		1,671
171.	1,671		1,671
172.	1,671		1,671
173.	1,671		1,671
174.	1,671		1,671
175.	1,671		1,671
176.	1,671		1,671

	L ATTC on eligible expenditures (lesser of columns I and K)	M ATTC on repayment of government assistance (see note 5)	N ATTC for each apprentice (column L or M, whichever applies)
	470	480	490
177.	1,671		1,671
178.	1,671		1,671
179.	1,671		1,671
180.	1,671		1,671
181.	1,671		1,671
182.	1,671		1,671
183.	1,671		1,671
184.	1,671		1,671
185.	1,671		1,671
186.	1,671		1,671
187.	1,671		1,671
188.	1,671		1,671
189.	1,671		1,671
190.	1,671		1,671
191.	689		689
192.	1,671		1,671
193.	975		975
194.	1,671		1,671
195.	1,671		1,671
196.	1,671		1,671
197.	1,671		1,671
198.	1,671		1,671
199.	1,671		1,671
200.	1,671		1,671
201.	1,671		1,671
202.	1,671		1,671
203.	1,671		1,671
204.	1,671		1,671
205.	1,671		1,671
206.	1,671		1,671
207.	1,671		1,671
208.	635		635
209.	1,671		1,671
210.	1,671		1,671
211.	1,671		1,671
212.	1,671		1,671
213.	1,671		1,671
214.	1,671		1,671
215.	1,671		1,671
216.	1,671		1,671
217.	1,671		1,671
218.	1,671		1,671
219.	1,671		1,671
220.	1,671		1,671
221.	1,671		1,671
222.	1,671		1,671
223.	1,671		1,671
224.	1,671		1,671
225.	1,671		1,671
226.	1,671		1,671
227.	1,671		1,671
228.	1,671		1,671
229.	1,671		1,671

	L ATTC on eligible expenditures (lesser of columns I and K)	M ATTC on repayment of government assistance (see note 5)	N ATTC for each apprentice (column L or M, whichever applies)
	470	480	490
230.	1,671		1,671
231.	955		955
232.	411		411
233.	1,671		1,671
234.	746		746
235.	1,671		1,671
236.	1,671		1,671
237.	1,671		1,671
238.	1,671		1,671
239.	1,671		1,671
240.	309		309
241.	462		462
242.	1,520		1,520
243.	1,078		1,078
244.	78		78
245.	1,671		1,671
246.	1,671		1,671
247.	1,671		1,671
248.	1,671		1,671
249.	1,671		1,671
250.	1,671		1,671
251.	1,671		1,671
252.	1,671		1,671
253.	1,671		1,671
254.	1,671		1,671
255.	1,671		1,671
256.	1,671		1,671
257.	1,671		1,671
258.	1,671		1,671
259.	1,671		1,671
260.	1,671		1,671
261.	1,671		1,671
262.	1,671		1,671
263.	1,671		1,671
264.	1,671		1,671
265.	1,671		1,671
266.	1,671		1,671
267.	1,671		1,671
268.	1,671		1,671
269.	1,671		1,671
270.	1,671		1,671
271.	1,671		1,671
272.	1,671		1,671
273.	1,671		1,671
274.	1,671		1,671
275.	1,671		1,671
276.	1,671		1,671
277.	1,671		1,671
278.	1,671		1,671
279.	1,671		1,671
280.	1,671		1,671
281.	1,671		1,671
282.	1,671		1,671

	L ATTC on eligible expenditures (lesser of columns I and K)	M ATTC on repayment of government assistance (see note 5)	N ATTC for each apprentice (column L or M, whichever applies)
	470	480	490
283.	1,671		1,671
284.	1,671		1,671
285.	1,671		1,671
286.	1,671		1,671
287.	1,671		1,671
288.	1,671		1,671
289.	1,671		1,671
290.	1,671		1,671
291.	1,671		1,671
292.	1,671		1,671
293.	1,671		1,671
294.	1,671		1,671
295.	1,671		1,671
296.	1,671		1,671
297.	1,671		1,671
298.	1,671		1,671
299.	1,671		1,671
300.	1,671		1,671
301.	1,671		1,671
302.	1,671		1,671
303.	1,671		1,671
304.	1,671		1,671
305.	1,671		1,671
306.	1,671		1,671
307.	1,671		1,671
308.	1,671		1,671
309.	1,671		1,671
310.	1,671		1,671
311.	1,671		1,671
312.	1,671		1,671
313.	1,671		1,671
314.	1,671		1,671
315.	1,671		1,671
316.	1,671		1,671
317.	1,671		1,671
318.	1,671		1,671
319.	1,671		1,671
320.	1,671		1,671
321.	1,671		1,671
322.	1,671		1,671
323.	1,671		1,671
324.	1,671		1,671
325.	1,671		1,671
326.	1,671		1,671
327.	1,671		1,671
328.	1,671		1,671
329.	1,671		1,671
330.	1,671		1,671
331.	1,671		1,671
332.	1,671		1,671
333.	1,671		1,671
334.	1,671		1,671
335.	1,671		1,671

	L ATTC on eligible expenditures (lesser of columns I and K)	M ATTC on repayment of government assistance (see note 5)	N ATTC for each apprentice (column L or M, whichever applies)
	470	480	490
336.	1,671		1,671
337.	1,671		1,671
338.	1,671		1,671
339.	1,671		1,671
340.	1,671		1,671
341.	1,671		1,671
342.	1,671		1,671
343.	1,671		1,671
344.	1,671		1,671
345.	1,671		1,671
346.	1,671		1,671
347.	1,671		1,671
348.	1,671		1,671
349.	1,671		1,671
350.	1,671		1,671
351.	1,671		1,671
352.	1,671		1,671
353.	1,671		1,671
354.	1,671		1,671
355.	1,264		1,264
356.	1,671		1,671
357.	1,671		1,671
358.	1,671		1,671
359.	1,671		1,671
360.	1,671		1,671
361.	1,671		1,671
362.	1,671		1,671
363.	1,671		1,671
364.	1,671		1,671
365.	1,671		1,671
366.	1,671		1,671
367.	1,671		1,671
368.	1,671		1,671
369.	1,671		1,671
370.	446		446
371.	1,671		1,671
372.	1,671		1,671
373.	1,671		1,671
374.	1,671		1,671
375.	1,671		1,671
376.	1,671		1,671
377.	1,671		1,671
378.	1,671		1,671
379.	1,671		1,671
380.	1,671		1,671
381.	1,671		1,671
382.	1,671		1,671
383.	1,671		1,671
384.	1,671		1,671
385.	1,671		1,671
386.	1,671		1,671
387.	1,671		1,671
388.	1,671		1,671

	L ATTC on eligible expenditures (lesser of columns I and K) 470	M ATTC on repayment of government assistance (see note 5) 480	N ATTC for each apprentice (column L or M, whichever applies) 490
389.	1,671		1,671
390.	1,671		1,671
391.	1,671		1,671
392.	1,671		1,671
393.	1,671		1,671
394.	1,671		1,671
395.	1,671		1,671
396.	1,671		1,671
397.	1,671		1,671
398.	1,671		1,671
399.	1,671		1,671
400.	1,671		1,671
401.	1,671		1,671
402.	1,671		1,671
403.	1,671		1,671
404.	1,671		1,671
405.	1,671		1,671
406.	1,671		1,671
407.	1,671		1,671
408.	1,671		1,671
409.	1,671		1,671
410.	1,671		1,671
411.	1,671		1,671
412.	1,671		1,671
413.	1,671		1,671
414.	1,671		1,671
415.	1,671		1,671
416.	1,671		1,671
417.	1,671		1,671
418.	1,671		1,671
419.	1,671		1,671
420.	1,671		1,671
421.	1,671		1,671
422.	1,671		1,671
423.	1,671		1,671
424.	1,671		1,671
425.	1,671		1,671
426.	1,671		1,671
427.	1,671		1,671
428.	1,671		1,671
429.	1,671		1,671
430.	1,671		1,671
431.	1,671		1,671
432.	1,671		1,671
433.	1,671		1,671
434.	1,671		1,671
435.	1,671		1,671
436.	1,671		1,671
437.	1,671		1,671
438.	1,671		1,671
439.	1,671		1,671
440.	1,671		1,671
441.	1,671		1,671

	L ATTC on eligible expenditures (lesser of columns I and K)	M ATTC on repayment of government assistance (see note 5)	N ATTC for each apprentice (column L or M, whichever applies)
	470	480	490
442.	1,671		1,671
443.	1,671		1,671
444.	1,671		1,671
445.	1,671		1,671
446.	1,671		1,671
447.	1,671		1,671
448.	1,671		1,671
449.	1,671		1,671
450.	1,671		1,671
451.	1,671		1,671
452.	1,671		1,671
453.	1,671		1,671
454.	1,671		1,671
455.	1,671		1,671
456.	1,671		1,671
457.	1,671		1,671
458.	1,671		1,671
459.	1,671		1,671
460.	1,671		1,671
461.	1,671		1,671
462.	1,671		1,671
463.	1,671		1,671
464.	1,671		1,671
465.	1,671		1,671
466.	1,671		1,671
467.	493		493
468.	1,671		1,671
469.	1,671		1,671
470.	1,671		1,671
471.	1,671		1,671
472.	1,671		1,671
473.	1,671		1,671
474.	1,671		1,671
475.	1,671		1,671
476.	1,671		1,671
477.	1,671		1,671
478.	1,671		1,671
479.	1,671		1,671
480.	1,671		1,671
481.	1,671		1,671
482.	1,671		1,671
483.	1,671		1,671
484.	1,671		1,671
485.	1,671		1,671
486.	1,671		1,671
487.	1,671		1,671
488.	1,671		1,671
489.	1,671		1,671
490.	1,671		1,671
491.	1,671		1,671
492.	1,671		1,671
493.	1,671		1,671
494.	1,671		1,671

	L ATTC on eligible expenditures (lesser of columns I and K)	M ATTC on repayment of government assistance (see note 5)	N ATTC for each apprentice (column L or M, whichever applies)
	470	480	490
495.	1,671		1,671
496.	1,671		1,671
497.	1,671		1,671
498.	1,671		1,671
499.	1,671		1,671
500.	1,671		1,671
501.	1,671		1,671
502.	1,671		1,671
503.	1,671		1,671
504.	1,671		1,671
505.	1,671		1,671
506.	1,671		1,671
507.	1,671		1,671
508.	1,671		1,671
509.	1,671		1,671
510.	1,671		1,671
511.	1,671		1,671
512.	1,671		1,671
513.	1,671		1,671
514.	1,671		1,671
515.	1,671		1,671
516.	1,671		1,671
517.	1,671		1,671
518.	1,671		1,671
519.	1,671		1,671
520.	1,671		1,671
521.	1,671		1,671
522.	1,671		1,671
523.	1,671		1,671
524.	1,671		1,671
525.	1,671		1,671
526.	1,671		1,671
527.	1,671		1,671
528.	1,671		1,671
529.	1,671		1,671
530.	1,671		1,671
531.	1,671		1,671
532.	1,671		1,671
533.	1,671		1,671
534.	1,671		1,671
535.	1,671		1,671
536.	1,671		1,671
537.	1,671		1,671
538.	1,671		1,671
539.	1,671		1,671
540.	1,671		1,671
541.	1,671		1,671
542.	1,671		1,671
543.	1,671		1,671
544.	1,671		1,671
545.	1,671		1,671
546.	1,671		1,671
547.	1,671		1,671

	L ATTC on eligible expenditures (lesser of columns I and K)	M ATTC on repayment of government assistance (see note 5)	N ATTC for each apprentice (column L or M, whichever applies)
	470	480	490
548.	1,671		1,671
549.	1,671		1,671
550.	1,671		1,671
551.	1,671		1,671
552.	1,671		1,671
553.	1,671		1,671
554.	1,671		1,671
555.	1,671		1,671
556.	1,671		1,671
557.	1,671		1,671
558.	1,671		1,671
559.	1,671		1,671
560.	1,671		1,671
561.	1,671		1,671
562.	1,671		1,671
563.	1,671		1,671
564.	1,671		1,671
565.	1,671		1,671
566.	1,671		1,671
567.	1,671		1,671
568.	1,671		1,671
569.	1,671		1,671
570.	1,671		1,671
571.	1,671		1,671
572.	1,671		1,671
573.	836		836
574.	836		836
575.	836		836
576.	836		836
577.	836		836
578.	836		836
579.	836		836
580.	836		836
581.	836		836
582.	836		836
583.	836		836
584.	836		836
585.	836		836
586.	836		836
587.	836		836
588.	836		836
589.	836		836
590.	836		836
591.	836		836
592.	836		836
593.	836		836
594.	836		836
595.	836		836
596.	836		836
597.	836		836
598.	836		836
599.	836		836
600.	836		836

	L ATTC on eligible expenditures (lesser of columns I and K)	M ATTC on repayment of government assistance (see note 5)	N ATTC for each apprentice (column L or M, whichever applies)
	470	480	490
601.	836		836
602.	836		836
603.	836		836
604.	836		836
605.	836		836
606.	836		836
607.	836		836
608.	836		836
609.	836		836
610.	836		836
611.	836		836
612.	836		836
613.	836		836
614.	836		836
615.	836		836
616.	836		836
617.	836		836
618.	836		836
619.	836		836
620.	836		836
621.	836		836
622.	836		836
623.	836		836
624.	836		836
625.	836		836
626.	836		836
627.	836		836
628.	836		836
629.	836		836
630.	836		836
631.	836		836
632.	836		836
633.	836		836
634.	836		836
635.	836		836
636.	836		836
637.	836		836
638.	836		836
639.	534		534
640.	534		534
641.	534		534
642.	534		534
643.	534		534
644.	534		534
645.	959		959
646.	1,671		1,671
647.	1,671		1,671
648.	1,671		1,671
649.	1,671		1,671
650.	219		219
651.	822		822

L ATTC on eligible expenditures (lesser of columns I and K)	M ATTC on repayment of government assistance (see note 5)	N ATTC for each apprentice (column L or M, whichever applies)
470	480	490
652. 1,671		1,671

Ontario apprenticeship training tax credit (total of amounts in column N) **500** 1,006,475 **O**

Or, if the corporation answered **yes** at line 150 in Part 1, determine the partner's share of amount O:

Amount O _____ x percentage on line 170 in Part 1 _____ % = _____ **P**

Enter amount O or P, whichever applies, on line 454 of Schedule 5 *Tax Calculation Supplementary – Corporations*. If you are filing more than one Schedule 552, **add** the amounts from line O or P, whichever applies, on all the schedules, and enter the total amount on line 454 of Schedule 5.

Note 5: Include the amount of government assistance repaid in the tax year multiplied by the specified percentage for the tax year in which the government assistance was received, to the extent that the government assistance reduced the ATTC in that tax year. Complete **separate entry** for each repayment of government assistance.

See the privacy notice on your return

Corporate Taxpayer Summary

Corporate information

Corporation's name	HYDRO ONE NETWORKS INC.															
Taxation Year	2015-11-05		to	2015-12-31												
Jurisdiction	Ontario															
BC	AB	SK	MB	ON	QC	NB	NS	NO	PE	NL	XO	YT	NT	NU	OC	
<input type="checkbox"/>	<input type="checkbox"/>	<input type="checkbox"/>	<input type="checkbox"/>	<input checked="" type="checkbox"/>	<input type="checkbox"/>	<input type="checkbox"/>	<input type="checkbox"/>	<input type="checkbox"/>	<input type="checkbox"/>	<input type="checkbox"/>	<input type="checkbox"/>	<input type="checkbox"/>	<input type="checkbox"/>	<input type="checkbox"/>	<input type="checkbox"/>	
Corporation is associated	Y															
Corporation is related	Y															
Number of associated corporations	23															
Type of corporation	Corporation Controlled by a Public Corporation															
Total amount due (refund) federal and provincial*	-2,975,591															

* The amounts displayed on lines "Total amount due (refund) federal and provincial" are all listed in the help. Press F1 to consult the context-sensitive help.

Summary of federal information

Net income																-219,765,360
Taxable income																
Donations																226,366
Calculation of income from an active business carried on in Canada																
Dividends paid																
Dividends paid – Regular																
Dividends paid – Eligible																
Balance of the low rate income pool at the end of the previous year																
Balance of the low rate income pool at the end of the year																
Balance of the general rate income pool at the end of the previous year																1,532,131,967
Balance of the general rate income pool at the end of the year																
Part I tax (base amount)																
Credits against part I tax	Summary of tax										Refunds/credits					
Small business deduction	Part I										ITC refund					
M&P deduction	Part IV										Dividends refund					
Foreign tax credit	Part III.1										Instalments					
Investment tax credits	Other*										Surtax credit					
Abatement/Other*	Provincial or territorial tax										1,024,409 Other*					
															Balance due/refund (-)	-2,975,591

* The amounts displayed on lines "Other" are all listed in the Help. Press F1 to consult the context-sensitive help.

Summary of federal carryforward/carryback information

Carryforward balances	
Charitable donations	231,366
Investment tax credits	215,589
Non-capital losses that can be carried forward over 20 years	221,857,191
Current year's balance of SR&ED expenditures (T661)	1,491,890
Cumulative eligible capital	3,832,387,613
Financial statement reserve	1,854,081,281

Summary of provincial information – provincial income tax payable

	Ontario	Québec (CO-17)	Alberta (AT1)
Net income	-219,765,360		
Taxable income			
% Allocation	100.00		
Attributed taxable income			
Tax payable before deduction*			
Deductions and credits			
Net tax payable			
Attributed taxable capital	N/A		N/A
Capital tax payable**	N/A		N/A
Total tax payable***	2,362,905		
Instalments and refundable credits	1,338,496		
Balance due/Refund (-)	1,024,409		
Logging tax payable (COZ-1179)			
Tax payable	N/A		N/A

* For Québec, this includes special taxes.

** For Québec, this includes compensation tax and registration fee.

*** For Ontario, this includes the corporate minimum tax, the Crown royalties' additional tax, the transitional tax debit, the recaptured research and development tax credit and the special additional tax debit on life insurance corporations. The Balance due/Refund is included in the federal Balance due/refund.

Summary of provincial carryforward amounts

Other carryforward amounts

Ontario

Ontario research and development tax credit – Schedule 508	67,131
Corporate minimum tax credit that can be carried forward over 20 years – Schedule 510	2,562,806

Summary – taxable capital

Federal

Corporate name	Taxable capital used to calculate the business limit reduction (T2, line 415)	Taxable capital used to calculate the SR&ED expenditure limit for a CCPC (Schedules 31 and 49)	Taxable capital used to calculate line 233 of the T2 return	Taxable capital used to calculate line 234 of the T2 return
HYDRO ONE NETWORKS INC.			19,514,544,284	19,514,544,284
HYDRO ONE LIMITED				
HYDRO ONE INC.				
2486267 ONTARIO INC				
2486268 ONTARIO INC				
HYDRO ONE REMOTE COMMUNITIES INC.				
HYDRO ONE TELECOM INC.				
HYDRO ONE TELECOM LINK LIMITED				
MUNICIPAL BILLING SERVICES INC				
HYDRO ONE LAKE ERIE LINK MANAGEMENT INC				
1938454 ONTARIO INC.				
1943404 ONTARIO INC.				
B2M GP INC.				
HYDRO ONE B2M HOLDINGS INC				
HYDRO ONE B2M LP INC.				
NORFOLK ENERGY INC				
NORFOLK POWER DISTRIBUTION INC				
HALDIMAND COUNTY ENERGY INC				
HALDIMAND COUNTY HYDRO INC				

Federal

Corporate name	Taxable capital used to calculate the business limit reduction (T2, line 415)	Taxable capital used to calculate the SR&ED expenditure limit for a CCPC (Schedules 31 and 49)	Taxable capital used to calculate line 233 of the T2 return	Taxable capital used to calculate line 234 of the T2 return
Woodstock Hydro Services Inc.				
1937672 ONTARIO INC.				
1937680 ONTARIO INC.				
1937681 ONTARIO INC.				
HYDRO ONE EAST WEST TIE INC.				
Total			19,514,544,284	19,514,544,284

Québec

Corporate name	Paid-up capital used to calculate the Québec business limit reduction (CO-771 and CO-771.1.3) and to calculate the additional deduction for transportation costs of remote manufacturing SMEs (CO-156.TR)	Paid-up capital used to calculate the tax credit for investment (CO-1029.8.36.IN)	Paid-up capital used to calculate the 1 million deduction (CO-1137.A and CO-1137.E)
Total			

Ontario

Corporate name	Specified capital used to calculate the expenditure limit – Ontario innovation tax credit (Schedule 566)
HYDRO ONE NETWORKS INC.	
HYDRO ONE LIMITED	
HYDRO ONE INC.	
2486267 ONTARIO INC	
2486268 ONTARIO INC	
HYDRO ONE REMOTE COMMUNITIES INC.	
HYDRO ONE TELECOM INC.	
HYDRO ONE TELECOM LINK LIMITED	
MUNICIPAL BILLING SERVICES INC	
HYDRO ONE LAKE ERIE LINK MANAGEMENT INC	
1938454 ONTARIO INC.	
1943404 ONTARIO INC.	
B2M GP INC.	
HYDRO ONE B2M HOLDINGS INC	
HYDRO ONE B2M LP INC.	
NORFOLK ENERGY INC	
NORFOLK POWER DISTRIBUTION INC	
HALDIMAND COUNTY ENERGY INC	
HALDIMAND COUNTY HYDRO INC	
Woodstock Hydro Services Inc.	
1937672 ONTARIO INC.	
1937680 ONTARIO INC.	
1937681 ONTARIO INC.	

Ontario

Corporate name	Specified capital used to calculate the expenditure limit – Ontario innovation tax credit (Schedule 566)
HYDRO ONE EAST WEST TIE INC.	
Total	

Other provinces

Corporate name	Capital used to calculate the Newfoundland and Labrador capital deduction on financial institutions (Schedule 306)
Total	

Five-Year Comparative Summary

	Current year	1st prior year	2nd prior year	3rd prior year	4th prior year
Federal information (T2)					
Taxation year end	<u>2015-12-31</u>	<u>2015-11-04</u>	<u>2015-10-31</u>	<u>2014-12-31</u>	<u>2013-12-31</u>
Net income	-219,765,360	-2,091,831			
Taxable income					
Active business income					
Dividends paid		10,000,000,000			
Dividends paid – Regular		10,000,000,000			
Dividends paid – Eligible					
LRIP – end of the previous year					
LRIP – end of the year					
GRIP – end of the previous year	1,532,131,967	1,532,131,967	1,532,131,967	1,532,131,967	1,532,131,967
GRIP – end of the year		1,532,131,967	1,532,131,967	1,532,131,967	1,532,131,967
Donations	226,366	5,000			
Balance due/refund (-)	-2,975,591	199,901			
Line 996 – Amended tax return	<input type="checkbox"/>	<input type="checkbox"/>	<input type="checkbox"/>	<input type="checkbox"/>	<input type="checkbox"/>
Loss carrybacks requested in prior years to reduce taxable income					
Taxation year end	<u>2015-12-31</u>	<u>2015-11-04</u>	<u>2015-10-31</u>	<u>2014-12-31</u>	<u>2013-12-31</u>
Taxable income before loss carrybacks	N/A	N/A			
Non-capital losses	N/A	N/A			
Net capital losses (50%)	N/A	N/A			
Restricted farm losses	N/A	N/A			
Farm losses	N/A	N/A			
Listed personal property losses (50%)	N/A	N/A			
Total loss carried back to prior years	N/A	N/A			
Adjusted taxable income after loss carrybacks	N/A	N/A			
Losses in the current year carried back to previous years to reduce taxable income (according to Schedule 4)					
Taxation year end	<u>2015-12-31</u>	<u>2015-11-04</u>	<u>2015-10-31</u>	<u>2014-12-31</u>	<u>2013-12-31</u>
Adjusted taxable income before current year loss carrybacks*	N/A				N/A
Non-capital losses	N/A				N/A
Net capital losses (50%)	N/A				N/A
Restricted farm losses	N/A				N/A
Farm losses	N/A				N/A
Listed personal property losses (50%)	N/A				N/A
Total current year losses carried back to prior years	N/A				N/A
Adjusted taxable income after loss carrybacks	N/A				N/A

* The adjusted taxable income before current year loss carryback takes into account loss carrybacks that were made in prior taxation years.

Loss carrybacks requested in prior years to reduce taxable dividends subject to Part IV tax

Taxation year end	2015-12-31	2015-11-04	2015-10-31	2014-12-31	2013-12-31
Adjusted Part IV tax multiplied by the multiplication factor**, before loss carrybacks	N/A	N/A			
Non-capital losses	N/A	N/A			
Farm losses	N/A	N/A			
Total loss carried back to prior years	N/A	N/A			
Adjusted Part IV tax multiplied by the multiplication factor**, after loss carrybacks	N/A	N/A			

Losses in the current year carried back to previous years to reduce taxable dividends subject to Part IV tax (according to Schedule 4)

Taxation year end	2015-12-31	2015-11-04	2015-10-31	2014-12-31	2013-12-31
Adjusted Part IV tax multiplied by the multiplication factor**, before current-year loss carrybacks***	N/A				N/A
Non-capital losses	N/A				N/A
Farm losses	N/A				N/A
Total current year losses carried back to prior years	N/A				N/A
Adjusted Part IV tax multiplied by the multiplication factor**, after loss carrybacks	N/A				N/A

** The multiplication factor is 3 for dividends received before January 1, 2016, and 100 / 38 1/3 for dividends received after December 31, 2015.

*** The adjusted Part IV tax multiplied by the multiplication factor before current-year loss carrybacks takes into account loss carrybacks that were made in prior taxation years. This amount is multiplied by the multiplication factor to help you determine the loss amount that must be used to reduce Part IV tax payable to zero.

Federal taxes

Taxation year end	2015-12-31	2015-11-04	2015-10-31	2014-12-31	2013-12-31
Part I					
Part IV					
Part III.1					
Other*					

* The amounts displayed on lines "Other" are all listed in the help. Press F1 to consult the context-sensitive help.

Credits against part I tax

Taxation year end	2015-12-31	2015-11-04	2015-10-31	2014-12-31	2013-12-31
Small business deduction					
M&P deduction					
Foreign tax credit					
Investment tax credit					
Abatement/other*					

* The amounts displayed on lines "Other" are all listed in the help. Press F1 to consult the context-sensitive help.

Refunds/credits

Taxation year end	2015-12-31	2015-11-04	2015-10-31	2014-12-31	2013-12-31
ITC refund					
Dividend refund					
Instalments	4,000,000				
Surtax credit					
Other*					

* The amounts displayed on lines "Other" are all listed in the help. Press F1 to consult the context-sensitive help.

Ontario

Taxation year end	2015-12-31	2015-11-04	2015-10-31	2014-12-31	2013-12-31
Net income	-219,765,360	-2,091,831			
Taxable income					
% Allocation	100.00	100.00	100.00	100.00	100.00
Attributed taxable income					
Surtax					
Income tax payable before deduction					
Income tax deductions /credits					
Net income tax payable					
Taxable capital					
Capital tax payable					
Total tax payable*	2,362,905	199,901			
Instalments and refundable credits	1,338,496				
Balance due/refund**	1,024,409	199,901			

* For taxation years ending before January 1, 2009, this includes the corporate minimum tax and the premium tax. For taxation years ending after December 31, 2008, this includes the corporate minimum tax, the Crown royalties' additional tax, the transitional tax debit, the recaptured research and development tax credit and the special additional tax debit on life insurance corporations.

** For taxation years ending after December 31, 2008, the Balance due/Refund is included in the federal Balance due/refund.

Federal Tax Instalments

Federal tax instalments

For the taxation year ended 2016-12-31

Business number 87086 5821 RC0001

The following is a list of federal instalments payable for the current taxation year. The last column indicates the instalments payable to Canada Revenue Agency. The instalments are due no later than on the dates indicated, otherwise non-deductible interest will be charged. Payment may be made by cheque or money order payable to the Receiver General either at an authorized financial institution or filed **with the appropriate remittance voucher at the following address:**

Canada Revenue Agency
875 Heron Road
Ottawa ON K1A 1B1

Note that you may also be able to pay by telephone or Internet banking. For more information, consult *the Corporation Instalment Guide*.

Monthly instalment workchart

Date	Monthly tax instalments	Refund transferred to instalments	Instalments paid	Cumulative difference	Instalments payable
2016-01-31	1,149,366		2,000,000	-850,634	
2016-02-29	1,149,366		2,000,000	-1,701,268	
2016-03-31	1,149,366		2,000,000	-2,551,902	
2016-04-30	1,149,366		2,000,000	-3,402,536	
2016-05-31	1,149,366		2,000,000	-4,253,170	
2016-06-30	1,149,366			-3,103,804	
2016-07-31	1,149,366			-1,954,438	
2016-08-31	1,149,366			-805,072	
2016-09-30	1,149,366	344,294			
2016-10-31	1,149,366	1,149,366			
2016-11-30	1,149,366	1,149,366			
2016-12-31	1,149,361	332,565			816,796
Totals	13,792,387	2,975,591	10,000,000		816,796

Quarterly instalment workchart

Date	Quarterly tax instalments	Refund transferred to instalments	Instalments paid	Cumulative difference	Instalments payable
2016-03-31					
2016-06-30					
2016-09-30					
2016-12-31					
Totals					

Instalment method

Indicate instalment method chosen [1-3] 1

1st Instalment base method

If payment of instalments other than quarterly instalments is delayed, indicate the MONTH in which you want them to begin (1=January, 2=February, etc.). 1

Select this box if you want the instalments to be calculated without taking the applicable threshold into account

Quarterly instalments calculation

The corporation must meet requirements 1 to 5 to be eligible for quarterly instalments for a tax year.

- 1 - Is the corporation a Canadian-controlled private corporation (CCPC)? Yes No
- 2 - Did the corporation claim any deduction under the section 125, during either the current or previous year? Yes No
- 3 - Is the corporation's, or any of its associated corporations', taxable income for the current or previous year less than or equal to \$500,000? Yes No
- 4 - Is the corporation and any associated corporations' taxable capital employed in Canada for the current or previous year less than or equal to \$10,000,000? Yes No
- 5 - Does the corporation have a perfect compliance history in the last 12 months? Yes No

If you do not want to use the quarterly instalments option, select this box to go back to monthly instalments.

1 - 1st Instalment base method

1st Instalment base amount (amount N below)	13,792,387 ÷ 12 =	1,149,366
	Monthly instalments required	1,149,366
Quarterly tax instalments required	13,792,387 ÷ 4 =	

2 - Combined 1st and 2nd instalment base method

Select this box if you want the first 2 payments* to be calculated without taking the applicable threshold into account?

2nd Monthly instalment base amount

Indicate: Part I tax			
Part VI, VI.1 and XIII.1 tax	+		
Federal adjustment for amalgamation, winding up or transfer	+		
Provincial tax, other than Alberta, Québec and Ontario	+		
Ontario tax	+	18,240,966	
Provincial adjustment for amalgamation, winding up or transfer	+		
Total	=	18,240,966 ÷ 12 =	1,520,081 A
1/12 of estimated current year credits (M below /12)			- 111,541
		Each of the first two instalment payments	= 1,408,540 B
Total tax from N below		13,792,387	
Amount B above x 2	-	2,817,080	
	=	10,975,307 ÷ 10 =	1,097,531
		Each of the remaining ten instalment payments	= 1,097,531

2nd Quarterly instalment base amount

Indicate: Part I tax			
Part VI, VI.1 and XIII.1 tax	+		
Federal adjustment for amalgamation, winding up or transfer	+		
Provincial tax, other than Alberta, Québec and Ontario	+		
Ontario tax	+	18,240,966	
Provincial adjustment for amalgamation, winding up or transfer	+		
Total	=	18,240,966 ÷ 4 =	4,560,242 A
1/4 of estimated current year credits (M below /4)			- 334,624
		The first instalment payment	= B
Total tax from N below		13,792,387	
Amount B above	-		
	=	13,792,387 ÷ 3 =	4,597,463
		Each of the remaining three instalment payments	=

* It is the first payment if the quarterly instalments are applicable.

3 - Estimated tax method

Instalment base amount (amount N below)	÷ 12 =	
	Monthly instalments required	
Quarterly tax instalments required	÷ 4 =	

Instalment base calculation

Federal tax	1st instalment base method	Estimated tax method	
Taxable income			
Calculation of tax payable			
Federal part I tax			
Recapture of investment tax credit	+	+	
Refundable tax on a CCPC's investment income	+	+	
Subtotal	=	=	A
Deduction			
Small business deduction			
Investment corporation deduction	+	+	
Federal tax abatement	+	+	
Manufacturing and processing profits deduction	+	+	
Non-business foreign tax credit	+	+	
Business foreign tax credit	+	+	
Tax reduction, general and accelerated	+	+	
Logging tax credit	+	+	
Investment tax credit per Schedule 31	+	+	
Eligible Canadian bank deduction	+	+	
Qualifying environmental trust tax credit	+	+	
Subtotal	=	=	B
Federal tax summary			
Total part I tax payable (A minus B)			C
Part VI tax	+	+	D
Part VI.1 tax	+	+	E1
Part XIII.1 tax	+	+	E2
Parts I, VI, VI.1 and XIII.1	Total	=	F
Federal adjustments			
Adjustment for short taxation years multiplied by 365 and divided by the number of days in the year if less than 365	x <u>365 / 57</u>	x <u>365 / 365</u>	
Subtotal	=	=	
Federal adjustment for amalgamation, winding up or transfer	+	+	N/A
Total federal tax after adjustments	=	=	G
Provincial tax			
Provincial/territorial tax other than Alberta, Québec and Ontario before provincial refundable tax credits	+	+	H
Ontario tax			
Income tax			
Corporate minimum tax paid (credited)	+ 2,362,905		
Special additional tax on life insurance corporations	+		
Total Ontario tax	= 2,362,905	+	I
Harmonized provincial tax (H + I)			
Provincial/territorial tax other than Alberta and Québec before provincial refundable tax credits	= 2,362,905	=	J
Provincial adjustments			
Adjustment for short taxation years multiplied by 365 and divided by the number of days in the year if less than 365	x <u>365 / 57</u>	x <u>365 / 365</u>	
Subtotal	= 15,130,883	=	
Provincial adjustment for amalgamation, winding up or transfer	+	+	N/A
Total provincial tax after adjustments	= 15,130,883	=	K
Total of tax before refundable credits**	= 15,130,883	=	L

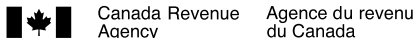
Instalment base calculation (continued)

Estimated current year credits

Investment tax credit refund			
Dividend refund	+		+
Federal capital gains refund	+		+
Provincial and territorial capital gains refund	+		+
NRO allowable refund per Schedule 26	+		+
Tax withheld at source	+		+
Other estimated credits	+		+
Provincial/territorial refundable tax credits other than Alberta, Québec and Ontario*	+		+
Ontario refundable tax credits*	+	1,338,496	+
Total estimated current year credits	=	<u>1,338,496</u>	= M
Instalment base amount (L – M)		<u>13,792,387</u>	N

* For more details with regards to the impact of the refundable tax credits in the instalment base calculation, consult the Help.

** For instalments payable, the amount on line G will only be included in the amount of line L when it exceeds \$3,000. The same rule applies to line K.



Scientific Research and Experimental Development (SR&ED) Expenditures Claim

Use this form:

- to provide technical information on your SR&ED projects;
- to calculate your SR&ED expenditures; and
- to calculate your qualified SR&ED expenditures for investment tax credits (ITC).

To claim an ITC, use either:

- Schedule T2SCH31, *Investment Tax Credit – Corporations*, or
- Form T2038(IND), *Investment Tax Credit (Individuals)*.

The information requested in this form and documents supporting your expenditures and project information (Part 2) are prescribed information.

Your SR&ED claim must be filed within 12 months of the filing due date of your income tax return.

To help you fill out this form, use the T4088, *Guide to Form T661*, which is available on our Web site: www.cra.gc.ca/sred.

Part 1 – General information

<p>010 Name of claimant</p> <p style="text-align: center;">HYDRO ONE NETWORKS INC.</p> <hr/> <p>Tax year</p> <p>From: 2015-11-05 <small style="margin-left: 40px;">Year Month Day</small></p> <p>To: 2015-12-31 <small style="margin-left: 40px;">Year Month Day</small></p>	<p>Enter one of the following:</p> <div style="border: 1px solid black; padding: 5px; margin: 10px auto; width: 80%; text-align: center;"> <p>87086 5821 RC0001 Business number (BN)</p> </div> <div style="border: 1px solid black; padding: 5px; margin: 10px auto; width: 80%; text-align: center;"> <p> </p> <p>Social insurance number (SIN)</p> </div>												
<p>050 Total number of projects you are claiming this tax year:</p> <p style="text-align: center;">7</p>	<table border="1" style="width: 100%; border-collapse: collapse;"> <tr> <td style="width: 33%;">100 Contact person for the financial information</td> <td style="width: 33%;">105 Telephone number/extension</td> <td style="width: 33%;">110 Fax number</td> </tr> <tr> <td style="text-align: center;">Glendy Cheung</td> <td style="text-align: center;">(416) 345-6812</td> <td> </td> </tr> <tr> <td style="vertical-align: top;">115 Contact person for the technical information</td> <td style="vertical-align: top;">120 Telephone number/extension</td> <td style="vertical-align: top;">125 Fax number</td> </tr> <tr> <td style="text-align: center;">Brian Soares</td> <td style="text-align: center;">(416) 345-6782</td> <td style="text-align: center;">(416) 345-6978</td> </tr> </table>	100 Contact person for the financial information	105 Telephone number/extension	110 Fax number	Glendy Cheung	(416) 345-6812		115 Contact person for the technical information	120 Telephone number/extension	125 Fax number	Brian Soares	(416) 345-6782	(416) 345-6978
100 Contact person for the financial information	105 Telephone number/extension	110 Fax number											
Glendy Cheung	(416) 345-6812												
115 Contact person for the technical information	120 Telephone number/extension	125 Fax number											
Brian Soares	(416) 345-6782	(416) 345-6978											

151 If this claim is filed for a partnership, was Form T5013 filed? 1 Yes 2 No

If you answered **no** to line 151, complete lines 153, 156 and 157.

153 Names of the partners	156 %	157 BN or SIN
1		
2		
3		
4		
5		

Part 2 - Project information

CRA internal form identifier 060
Code 1501

Complete a separate Part 2 for each project claimed this year.

Section A - Project identification
200 Project title (and identification code if applicable)
See schedule

Part 3 – Calculation of SR&ED expenditures

What did you spend on your SR&ED projects?

Section A – Select the method to calculate the SR&ED expenditures

I elect (choose) to use the following method to calculate my SR&ED expenditures and related investment tax credits (ITC) for this tax year. I understand that my election is irrevocable (cannot be changed) for this tax year.

160 1 I elect to use the proxy method
(Enter "0" on line 360 and complete Part 5.)

162 1 I choose to use the traditional method
(Enter "0" on lines 355 and 502. Complete line 360.)

Section B – Calculation of allowable SR&ED expenditures (to the nearest dollar)

SR&ED portion of salary or wages of employees directly engaged in the SR&ED:

a) Employees other than specified employees for work performed in Canada	300 +	327,125
b) Specified employees for work performed in Canada	305 +	
Subtotal (add lines 300 and 305)	306 =	327,125
c) Employees other than specified employees for work performed outside Canada (subject to limitations – see guide)	307 +	
d) Specified employees for work performed outside Canada (subject to limitations – see guide)	309 +	
Salary or wages identified on line 315 in prior years that were paid in this tax year	310 +	
Salary or wages incurred in the year but not paid within 180 days of the tax year end	315	
Cost of materials consumed in performing SR&ED	320 +	11,220
Cost of materials transformed in performing SR&ED	325 +	
Contract expenditures for SR&ED performed on your behalf:		
a) Arm's length contracts (see note 1)	340 +	972,250
b) Non-arm's length contracts (see note 1)	345 +	
Lease costs of equipment used before 2014 :		
a) All or substantially all (90% of the time or more) for SR&ED	350 +	
b) Primarily (more than 50% of the time but less than 90%) for SR&ED. (Enter 50% of lease costs if you use the proxy method or enter "0" if you use the traditional method)	355 +	
Overhead and other expenditures (enter "0" if you use the proxy method)	360 +	248,426
Third-party payments (see note 2) (complete Form T1263*)	370 +	
Total current SR&ED expenditures (add lines 306 to 370; do not add line 315) (Corporations may need to adjust line 118 of schedule T2SCH1)	380 =	1,559,021
Capital expenditures for depreciable property available for use before 2014 (Do not include these capital expenditures on schedule T2SCH8)	390 +	
Total allowable SR&ED expenditures (add lines 380 and 390)	400 =	1,559,021

Section C – Calculation of pool of deductible SR&ED expenditures (to the nearest dollar)

Amount from line 400	420	1,559,021
Deduct		
provincial government assistance for expenditures included on line 400	429 -	67,131
other government assistance for expenditures included on line 400	431 -	
non-government assistance for expenditures included on line 400	432 -	
SR&ED ITCs applied and/or refunded in the prior year (see guide)	435 -	
sale of SR&ED capital assets and other deductions	440 -	
Subtotal (line 420 minus lines 429 to 440)	442 =	1,491,890
Add		
repayments of government and non-government assistance that previously reduced the SR&ED expenditure pool	445 +	
prior year's pool balance of deductible SR&ED expenditures (from line 470 of prior year T661)	450 +	
SR&ED expenditure pool transfer from amalgamation or wind-up	452 +	
amount of SR&ED ITC recaptured in the prior year	453 +	
Amount available for deduction (add lines 442 to 453) (enter positive amount only, include negative amount in income)	455 =	1,491,890
Deduction claimed in the year (Corporations should enter this amount on line 411 of schedule T2SCH1)	460 -	
Pool balance of deductible SR&ED expenditures to be carried forward to future years (line 455 minus 460)	470 =	1,491,890

* Form T1263, *Third-Party Payments for Scientific Research and Experimental Development (SR&ED)*

Note 1 – For contract expenditures made after 2013, no amounts for purchasing or leasing capital property can be included.

Note 2 – For third-party payments made after 2013, no amounts for purchasing or leasing capital property can be included.

Part 4 – Calculation of qualified SR&ED expenditures for investment tax credit (ITC) purposes

The resulting amount is used to calculate your refundable and/or non refundable ITC.

Enter the breakdown between current and capital expenditures (to the nearest dollar)			
		Current Expenditures	Capital Expenditures
Total expenditures for SR&ED (from lines 380 and 390)	492	1,559,021	496
Add			
payment of prior years' unpaid amounts (other than salary or wages) (see note 5)	500 +	127,218	
prescribed proxy amount (complete Part 5) (Enter "0" if you use the traditional method)	502 +		
expenditures on shared-use equipment for property acquired before 2014			504 +
qualified expenditures transferred to you (see note 3) (complete Form T1146**)	508 +		510 +
Subtotal (add lines 492 to 508, and add lines 496 to 510)	511 =	1,686,239	512 =
Deduct (see note 4)			
provincial government assistance	513 -	67,131	514 -
other government assistance	515 -		516 -
non-government assistance and contract payments	517 -		518 -
current expenditures (other than salary or wages) not paid within 180 days of the tax year end (see note 5)	520 -		
amounts paid in respect of an SR&ED contract to a person or partnership that is not a taxable supplier	528 -		
20% of expenditures included on lines 340 and 370	529 -	194,450	
prescribed expenditures not allowed by regulations (see guide)	530 -		532 -
other deductions (see guide)	533 -		535 -
non-arm's length transactions			
– assistance allocated to you (complete Form T1145*)	538 -		540 -
– expenditures for non-arm's length SR&ED contracts (from line 345)	541 -		
– adjustments to purchases (limited to costs) of goods and services from non-arm's length suppliers (see guide)	542 -		543 -
– qualified expenditures you transferred (complete Form T1146**)	544 -		546 -
Subtotal (line 511 minus lines 513 to 544 and line 512 minus lines 514 to 546)	557 =	1,424,658	558 =
Qualified SR&ED expenditures (add lines 557 and 558)			559 = 1,424,658
Add			
repayments of assistance and contract payments made in the year			560 +
Total qualified SR&ED expenditures for ITC purposes (add lines 559 and 560)			570 = 1,424,658

* Form T1145, *Agreement to Allocate Assistance for SR&ED Between Persons Not Dealing at Arm's Length*

** Form T1146, *Agreement to Transfer Qualified Expenditures Incurred in Respect of SR&ED Contracts Between Persons Not Dealing at Arm's Length*

Note 3 – On line 510 (capital) – Only include expenditures made before 2014 by the transferor (performer). Complete the latest version of Form T1146.

Note 4 – On lines 514, 516, 518, 532, 535, 540, 543 and 546 – Only include amounts related to expenditures of a capital nature made before 2014.

Note 5 – For arm's length contracts, only include 80% of the contract amount.

Part 5 – Calculation of prescribed proxy amount (PPA)

A notional amount representing your overhead and other expenditures.

This part calculates the PPA to enter on line 502 in Part 4. Do not complete this part if you have chosen to use the traditional method in Part 3 (line 162). You can only claim a PPA if you elected to use the proxy method for the year in Part 3 (line 160).

Special rules apply for specified employees. Calculate your salary base in Section A and the PPA in Section B.

Section A – Salary base

Salary or wages of employees other than specified employees (from lines 300 and 307)	810	+	
Deduct			
Bonuses, remuneration based on profits, and taxable benefits that were included on line 810	812	-	
Subtotal (line 810 minus 812)	814	=	

Salary or wages of specified employees

850 Column 1	852 Column 2	854 Column 3	856 Column 4	858 Column 5	860 Column 6
Name of specified employee	Total salary or wages for the year (SR&ED and non-SR&ED) excluding bonuses, remuneration based on profits, and taxable benefits (to the nearest dollar)	% of time spent on SR&ED (maximum 75%)	Amount in column 2 multiplied by percentage in column 3	2,5 x A x B/365 A = Year's maximum pensionable earnings B = Number of days employed in tax year	Amount in column 4 or 5, whichever amount is less
(Enter total of column 6 on line 816)					816 +
Salary base (total of lines 814 and 816)					818 =

Section B – Prescribed proxy amount (PPA)

Enter 65% of the salary base (line 818) less 5% of the salary base for the number of 2013 calendar days in the tax year, and less 10% of the salary base for number of days after 2013 in the tax year (use the formula in the guide-line 820) **820** =

Enter the amount from line 820 on line 502 in Part 4 unless the overall cap on PPA applies to you.

(See the guide for explanation and example of the overall cap on PPA)

Part 6 – Project costs

Information requested in this part must be provided foall SR&ED projects claimed in the year. Expenditures should be recorded and allocated on a project basis.

750	752	754	756
Project title or identification code	Salary or wages in the tax year	Cost of materials in the tax year	Contract expenditures for SR&ED performed on your behalf in the tax year
	(Total of lines 306 to 309)	(Total of lines 320 and 325)	(Total of lines 340 and 345)
1. 10-03 ADS – Remote Control of Distributed Generation	207,362		794,028
2. 11-01 Anti-Islanding Technology	443		
3. 11-03 Extreme Space Weather Preparedness	20,358	9,802	
4. 13-04 Aging and Reliability Studies	2,230	1,418	144,200
5. 15-01 Controlling Power Quality Through FESS	2,886		
6. 15-02 Data uncertainty reduction			34,022

750	752	754	756
Project title or identification code	Salary or wages in the tax year	Cost of materials in the tax year	Contract expenditures for SR&ED performed on your behalf in the tax year
	(Total of lines 306 to 309)	(Total of lines 320 and 325)	(Total of lines 340 and 345)
7. 15-03 Mission Critical Protection Scheme Upgrade Methods	93,846		
Total	327,125	11,220	972,250

Part 9 – Claim preparer information

Information requested in this part must be provided for each claim preparer that has accepted consideration to prepare or assist in the preparation of this SR&ED claim. Certification is required on lines 935, 970, and 975.

A \$1000 penalty may be assessed if the information requested below about the claim preparer(s) and billing arrangement(s), is missing, incomplete, or inaccurate. Where a claim preparer has prepared or assisted in the preparation of this SR&ED form, the claimant and the claim preparer will be jointly and severally, or solidarily, liable for the penalty.

935 Was a claim preparer engaged in any aspect of the preparation of this SR&ED claim?

- 1 Yes (complete the claim preparer information table and lines 970 and 975 below)
- 2 No (complete lines 970 and 975)

Claim preparer information table

940	945	950	955	960	965
Name of claim preparer (company or individual)	Business number	Billing arrangement code (see codes*)	Billing rate (percentage, hourly/daily rate or flat fee)	Other billing arrangement(s) (Maximum 10 words)	Total fee paid, payable, or expected to pay
1.					
Total					

*** Billing arrangement codes**

Code	Type of billing arrangement
1	Contingency fee arrangement – where the fee is based on a percentage of the investment tax credit earned
2	Hourly rate
3	Daily rate
4	Flat fee arrangement (lump sum)
5	Other arrangements – describe the arrangement in box 960 in 10 words or less

970 I, GIOVANNA BARAGETTI, certify that the information provided in this part is complete

Name of authorized signing officer of the corporation, or individual (print)
and accurate.

Signature

975 2016-07-25
Year Month Day

Part 10 – Certification

I certify that I have examined the information provided on this form and on the attachments and it is true, correct, and complete.

165 GIOVANNA BARAGETTI **170** 2016-08-05

Name of authorized signing officer of the corporation, or individual

Signature

Date

175 KPMG LLP

Name of person/firm who completed this form

Privacy Notice

Personal information is collected pursuant to subsections 37(1), 37(11), and 162(5.1) of the *Income Tax Act* (the Act) and is used for verification of compliance, administration and enforcement of the Scientific Research and Experimental Development (SR&ED) program requirements.

Information may also be used for the administration and enforcement of other provisions of the Act, including assessment, audit, enforcement, collections, and appeals, and may be disclosed under information-sharing agreements in accordance with the Act. Incomplete or inaccurate information may result in assessment of monetary penalties and delays in processing SR&ED claims.

The social insurance number is collected pursuant to section 237 of the Act and is used for identification purposes.

Information is described in personal information bank CRA PPU 441 “Scientific Research and Experimental Development” in the Canada Revenue Agency (CRA) chapter of *Info Source*. Personal information is protected under the *Privacy Act*, and individuals have a right of access to, correction, and protection of their personal information. Further details regarding requests for personal information at the CRA and our *Info Source* chapter can be found at www.cra.gc.ca/atip.

HYDRO ONE NETWORKS INC.
DISTRIBUTION
Debt and Equity Summary
 Historical Years (2013, 2014, 2015, 2016) and Bridge Year (2017)
 As at December 31
 (\$ Millions)

Updated Line No.	Particulars	Amount Outstanding 2013	Amount Outstanding 2014	Amount Outstanding 2015	Amount Outstanding 2016	Amount Outstanding 2017
		Actual (a)	Actual (a)	Actual (b)	Forecast (c)	Projection (d)
1	Long-term debt *	3,072.9	3,149.9	3,049.9	4,086.0	4,026.9
2	Short-term debt	195.7	457.1	781.1	207.5	182.0
3	Preference shares	137.0	137.0	-	-	-
4	Common equity	2,328.2	2,455.2	2,523.4	2,537.1	2,940.5

* Includes debt payable within one year; excludes variable rate debt, unamortized debt premiums/discount, hedging gains/losses and marks to market

HYDRO ONE NETWORKS INC.
DISTRIBUTION

Summary of Cost of Capital
Test Year (2018)
Utility Capital Structure
Year Ending December 31

Line No.	Particulars	2018			
		(\$M)	%	Cost Rate (%)	Return (\$M)
		(a)	(b)	(c)	(d)
1	Long-term debt	4,246.3	55.3%	4.32%	183.4
2	Short-term debt	306.9	4.0%	1.76%	5.4
3	Deemed long-term debt	50.2	0.7%	4.32%	2.2
4	Total debt	4,603.4	60.0%	4.15%	190.9
5	Common equity	3,068.9	40.0%	8.78%	269.5
6	Total rate base	<u>7,672.3</u>	<u>100.0%</u>	<u>6.00%</u>	<u>460.4</u>

HYDRO ONE NETWORKS INC.
DISTRIBUTION

Summary of Cost of Capital
Last OEB-approved year (2017)
Utility Capital Structure
Year Ending December 31

Line No.	Particulars	2017			
		(\$M)	%	Cost Rate (%)	Return (\$M)
		(a)	(b)	(c)	(d)
1	Long-term debt	3868.2	53.8%	4.43%	171.4
2	Short-term debt	287.6	4.0%	1.76%	5.1
3	Deemed long-term debt	158.2	2.2%	4.43%	7.0
4	Total debt	4313.9	60.0%	4.25%	183.4
5	Common equity	2876.0	40.0%	8.78%	252.5
6	Total rate base	<u>7,189.9</u>	<u>100.0%</u>	<u>6.06%</u>	<u>435.9</u>